



US00D826728S

(12) **United States Design Patent** (10) **Patent No.:** **US D826,728 S**
Sahatjian (45) **Date of Patent:** **** *Aug. 28, 2018**

(54) **CONTAINER**

CPC ... B65D 1/00; B65D 1/02; B65D 1/09; B65D 1/10; B65D 1/32; B65D 1/0223; B65D 23/00; B65D 35/00; B65D 35/02

(71) Applicant: **Sarine Sahatjian**, Simi Valley, CA (US)

See application file for complete search history.

(72) Inventor: **Sarine Sahatjian**, Simi Valley, CA (US)

(56) **References Cited**

(*) Notice: This patent is subject to a terminal disclaimer.

U.S. PATENT DOCUMENTS

(**) Term: **15 Years**

D655,201 S *	3/2012	Schuch	D9/707
D685,029 S *	6/2013	Cooper	D19/69
D699,127 S *	2/2014	Garrity	D9/707
D768,007 S *	10/2016	Kim	D9/710
D791,614 S *	7/2017	Sahatjian	D9/707

(21) Appl. No.: **29/588,521**

* cited by examiner

(22) Filed: **Dec. 21, 2016**

Primary Examiner — Abraham Bahta
(74) *Attorney, Agent, or Firm* — Hankin Patent Law, APC; Kevin Schraven; Anooj Patel

Related U.S. Application Data

(63) Continuation-in-part of application No. 29/580,565, filed on Oct. 11, 2016, which is a continuation-in-part of application No. 29/555,278, filed on Feb. 19, 2016, now Pat. No. Des. 791,614, which is a continuation-in-part of application No. 29/553,900, filed on Feb. 5, 2016, now Pat. No. Des. 778,730.

(57) **CLAIM**

The ornamental design for a container, as shown and described.

(51) **LOC (11) Cl.** **09-03**

DESCRIPTION

(52) **U.S. Cl.**

USPC **D9/696**

(58) **Field of Classification Search**

USPC D9/702-714, 720-722, 414, 434-435, D9/696, 716, 771, 447, 516-517, D9/738-747, 544, 520-521; D24/118, D24/207, 108; 383/6, 9, 22, 96, 61.1, 383/80-81, 104, 901, 63, 203, 107, 383/119-120, 123, 61.2, 44; 220/675, 220/495.03; 215/381-385, 400, 328, 316; 206/484; D3/202; 428/34.3; 222/92, 222/215, 95, 107; 604/408, 403, 415

FIG. 1 is a top perspective view of a container, showing my new design.

FIG. 2 is a bottom perspective view thereof.

FIG. 3 is a front elevational view thereof.

FIG. 4 is a rear elevational view thereof

FIG. 5 is a left side elevational view thereof.

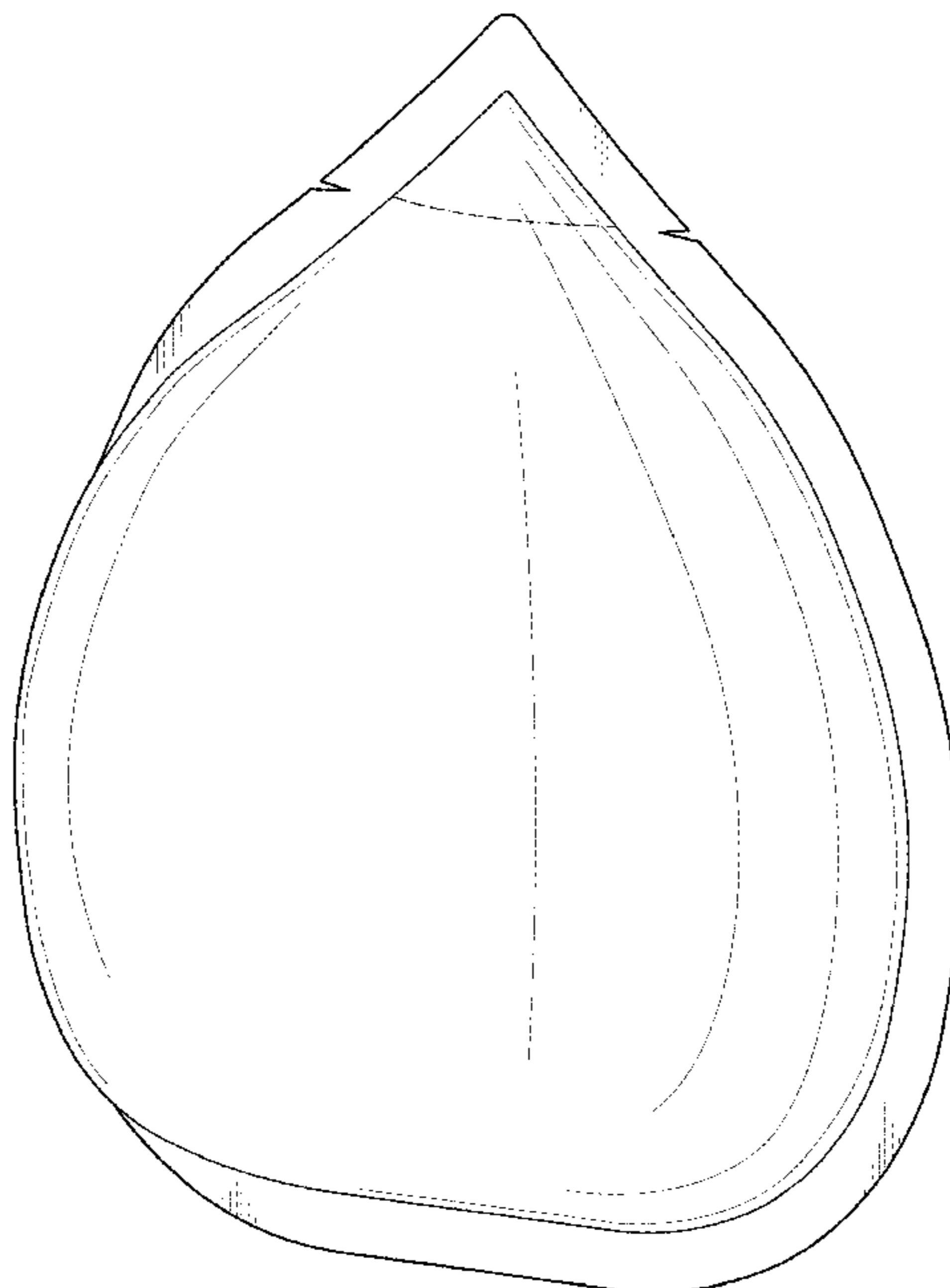
FIG. 6 is a right side elevational view thereof.

FIG. 7 is a bottom plan view thereof; and,

FIG. 8 is a top plan view thereof.

The broken lines showing scored lines are for the purpose of illustrating environmental structure and unclaimed subject matter and form no part of the claimed design.

1 Claim, 8 Drawing Sheets



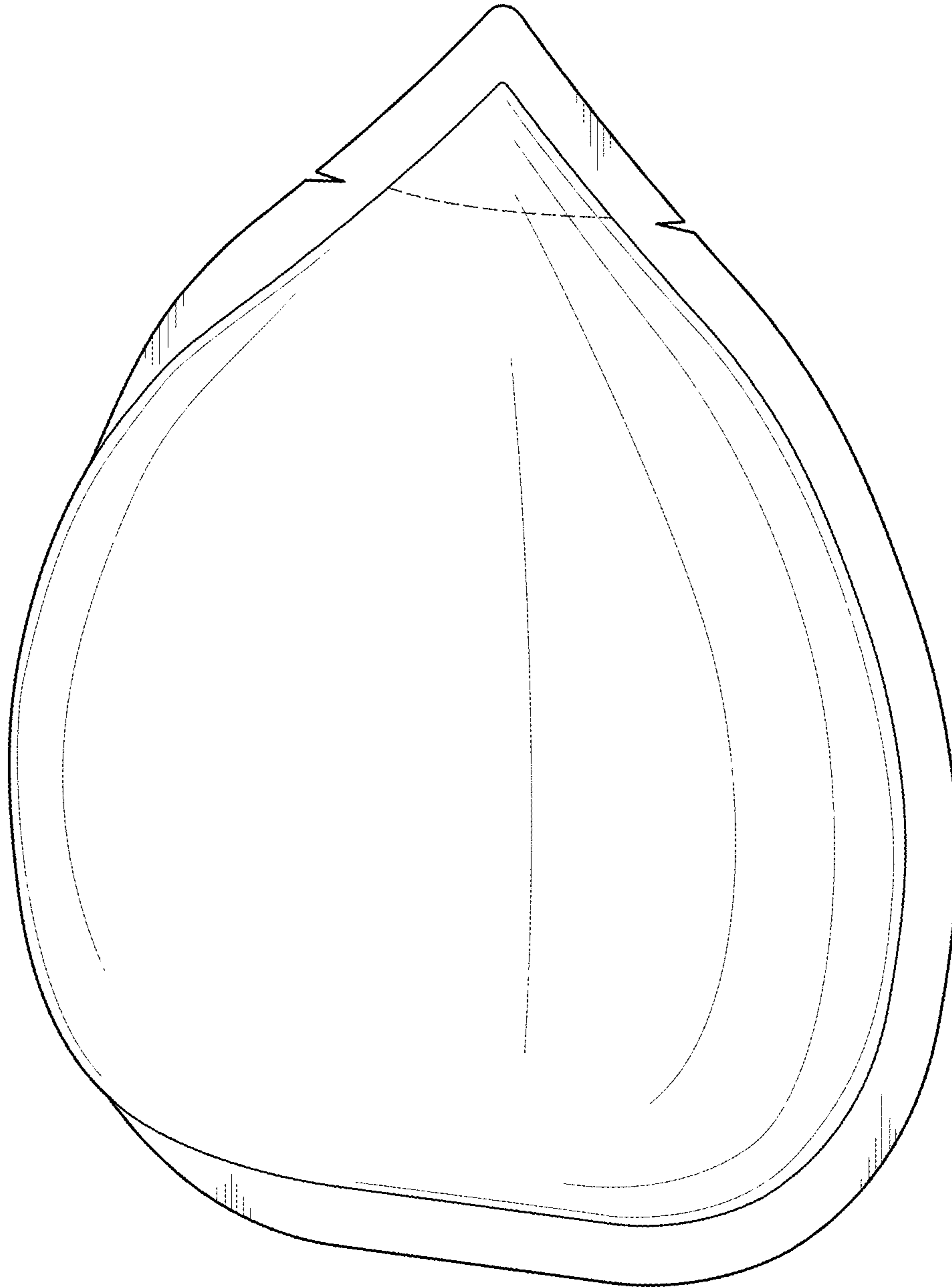


Fig. 1

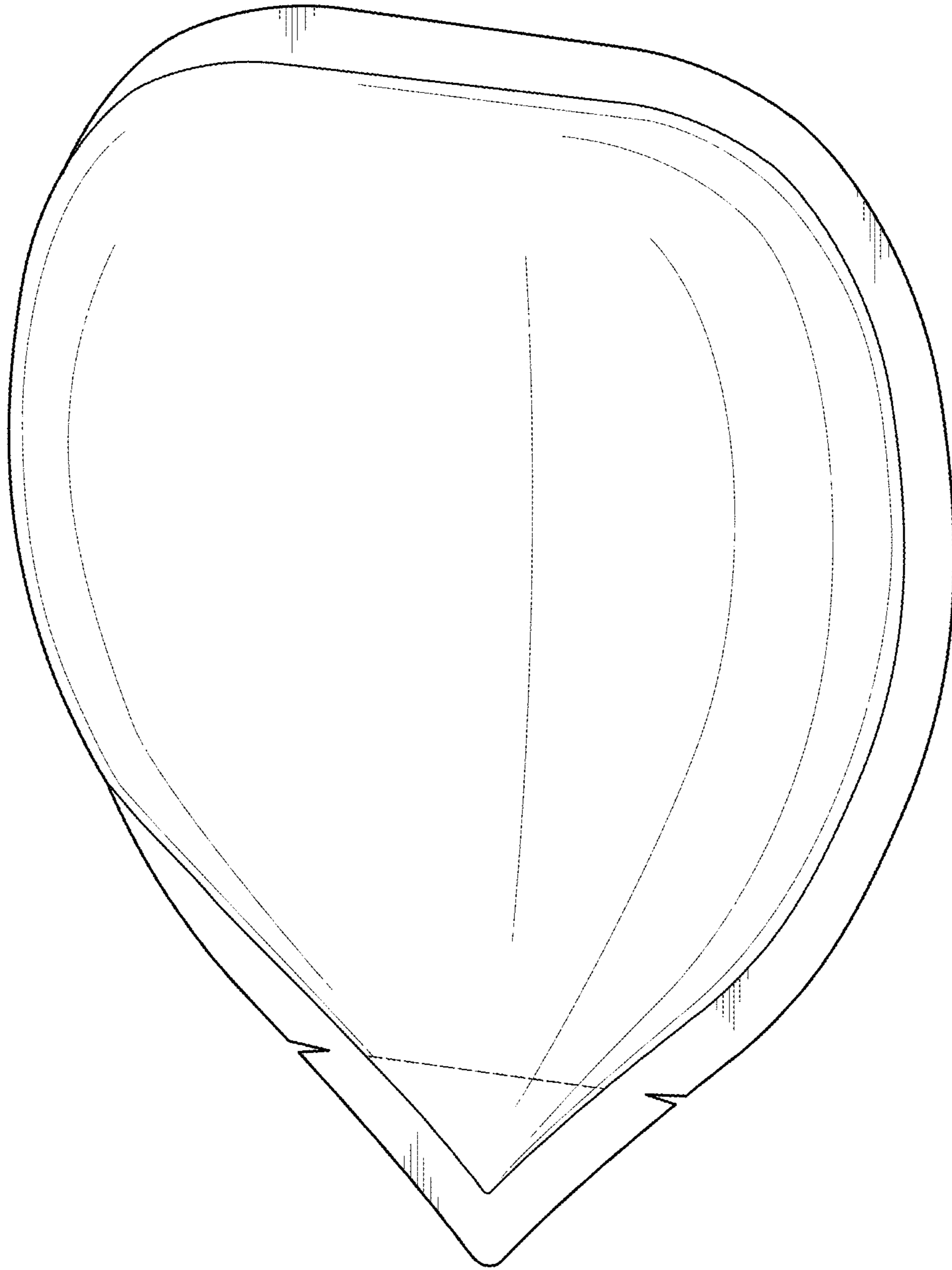


Fig.2

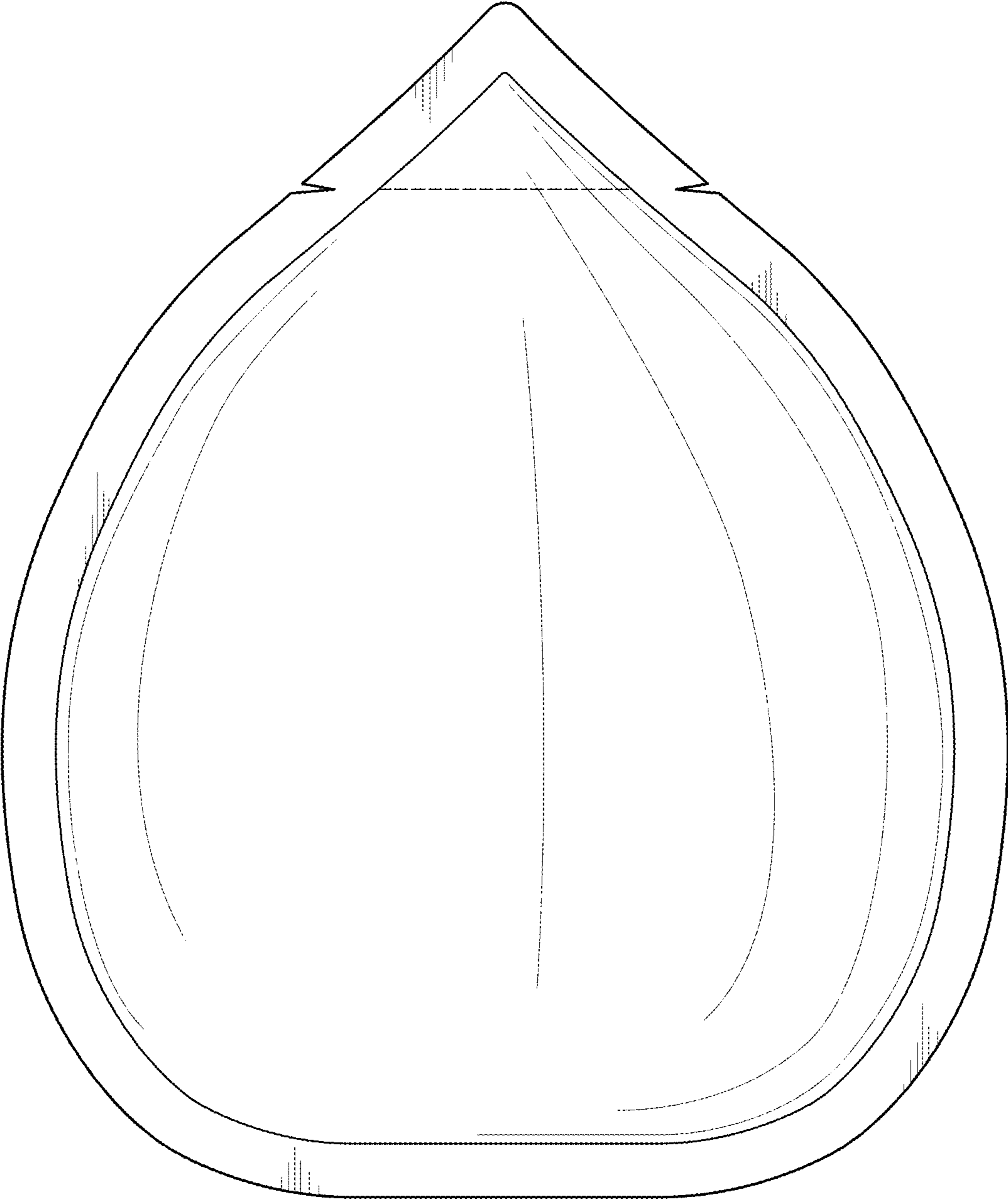


Fig.3

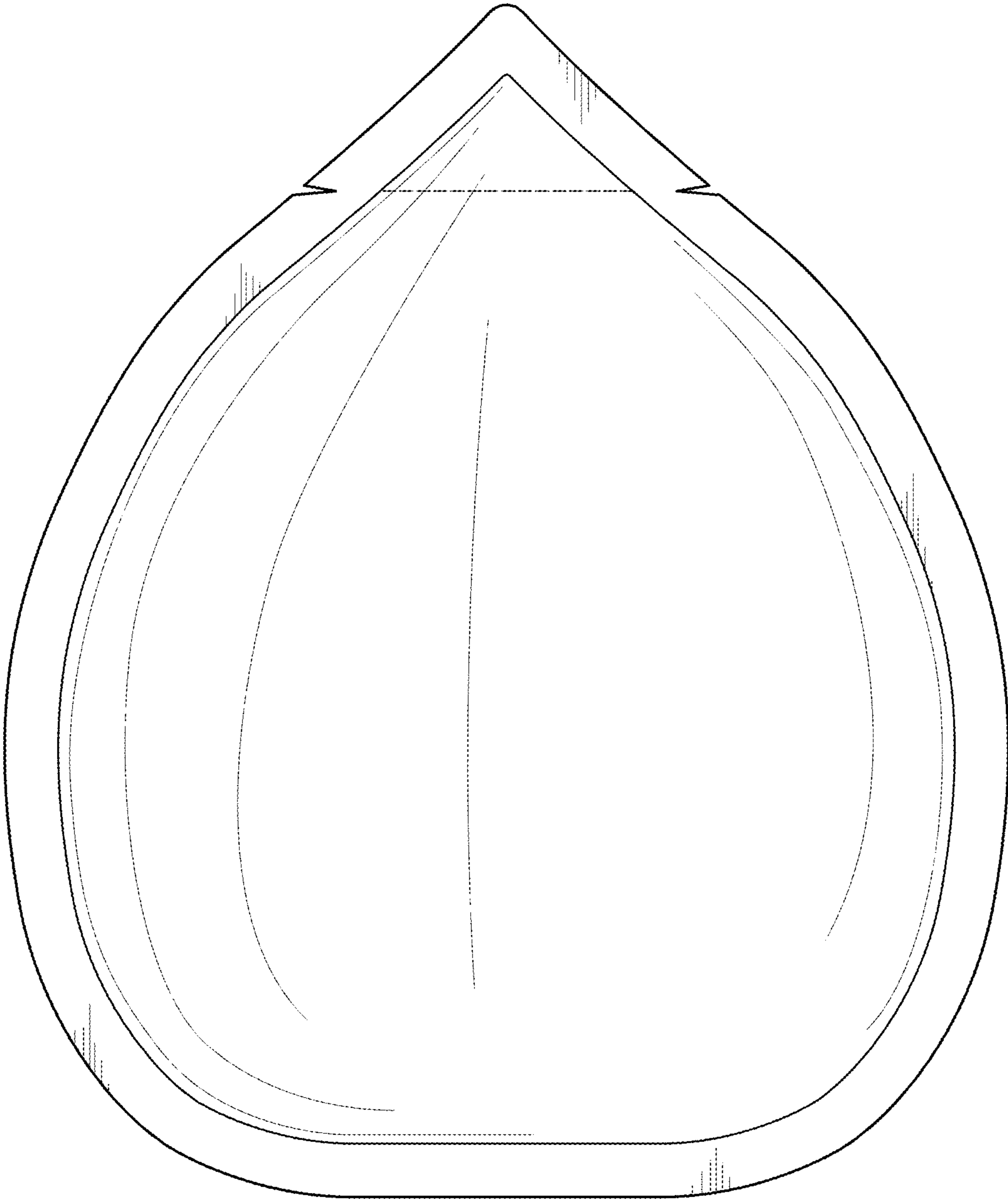


Fig.4

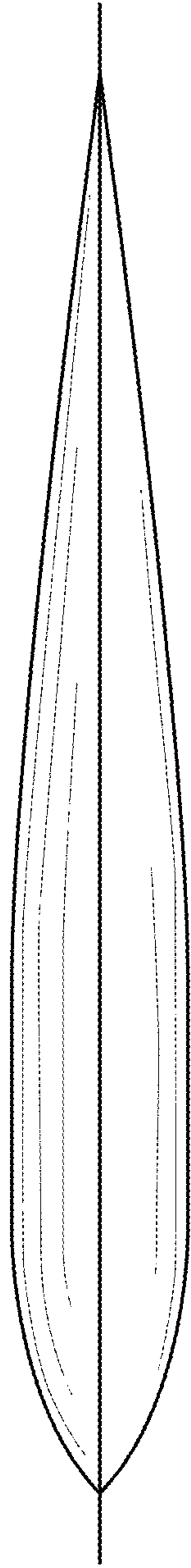


Fig.5

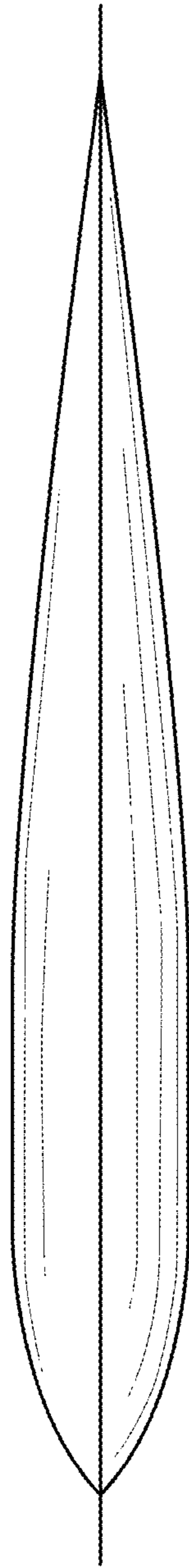


Fig.6

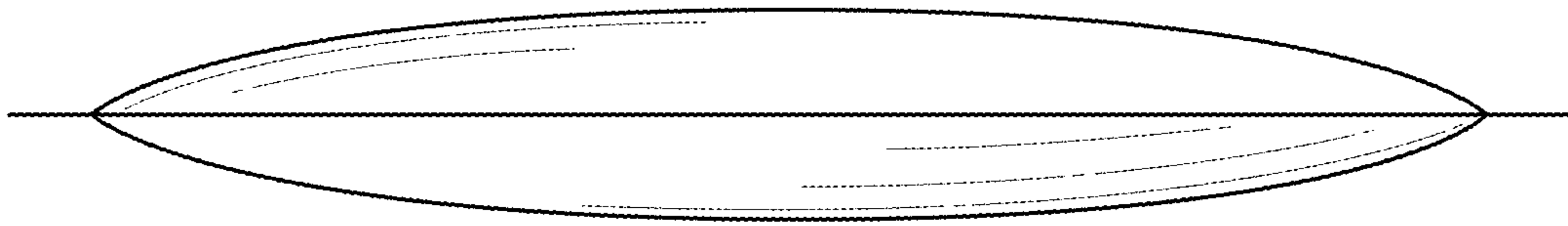


Fig. 7




Fig.8