



US00D826727S

(12) **United States Design Patent**
Draper

(10) **Patent No.:** **US D826,727 S**

(45) **Date of Patent:** **** Aug. 28, 2018**

(54) **BASEBALL BAT SHAPED GLASS BOTTLE WITH SWIRL PATTERN**

(71) Applicant: **Jerome Draper**, Cave Creek, AZ (US)

(72) Inventor: **Jerome Draper**, Cave Creek, AZ (US)

(**) Term: **15 Years**

(21) Appl. No.: **29/583,319**

(22) Filed: **Nov. 4, 2016**

(51) **LOC (11) Cl.** **09-01**

(52) **U.S. Cl.**
USPC **D9/668; D21/725**

(58) **Field of Classification Search**
USPC D3/270, 271.1–271.4; D7/510, 514–520, D7/599, 604, 613, 619.2, 623, 625, 628; D9/600, 668, 500–504, 516, 537–540, D9/544–545, 549; 206/457, 459.5, 488, 206/527; 215/381–384, 400; 229/116.1; D21/725

CPC B65D 5/4258; B65D 5/4262; B65D 81/60; B65D 81/365; B65D 81/366; B65D 81/368; B65D 2203/00; B65D 2203/02; B65D 67/00; A63H 81/16; A63F 9/001
See application file for complete search history.

(56) **References Cited**

U.S. PATENT DOCUMENTS

5,490,669 A * 2/1996 Smart F41C 23/18
273/266
D378,275 S * 3/1997 Rusnock D9/545

D386,678 S * 11/1997 Tyra D21/725
D391,478 S * 3/1998 D'Arrigo D9/668
D421,567 S * 3/2000 Caporella D9/668
D451,010 S * 11/2001 Davis D9/668
D526,034 S * 8/2006 Davis D21/725
D597,154 S * 7/2009 Cheng D21/680
D642,067 S * 7/2011 Azar D21/725
D656,209 S * 3/2012 Bonds D21/725
D668,307 S * 10/2012 Grimm D21/725
D702,302 S * 4/2014 Rockhill D21/725
D719,034 S * 12/2014 Sauczuk D21/725

* cited by examiner

Primary Examiner — Sandra L Morris

(74) *Attorney, Agent, or Firm* — Legal Force RAPC
Worldwide

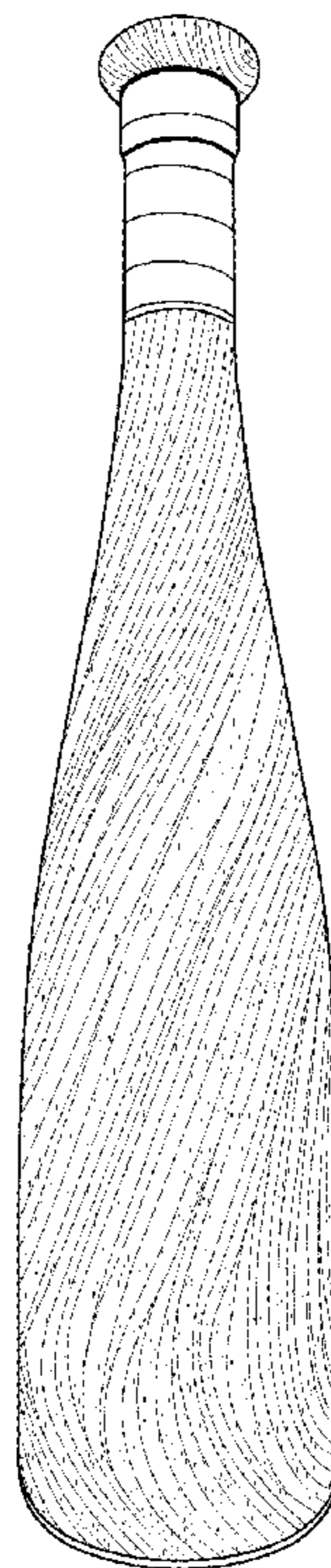
(57) **CLAIM**

The ornamental design for a baseball bat shaped glass bottle with swirl pattern, as shown and described.

DESCRIPTION

FIG. 1 is a front perspective view for a baseball bat shaped glass bottle with swirl pattern, showing my new design; FIG. 2 is another perspective view of the baseball bat shaped glass bottle with swirl pattern of FIG. 1 thereof; FIG. 3 is a rear elevational view of the baseball bat shaped glass bottle with swirl pattern of FIG. 1 thereof; and, FIG. 4 is a bottom plan view of FIG. 1 thereof.

1 Claim, 4 Drawing Sheets



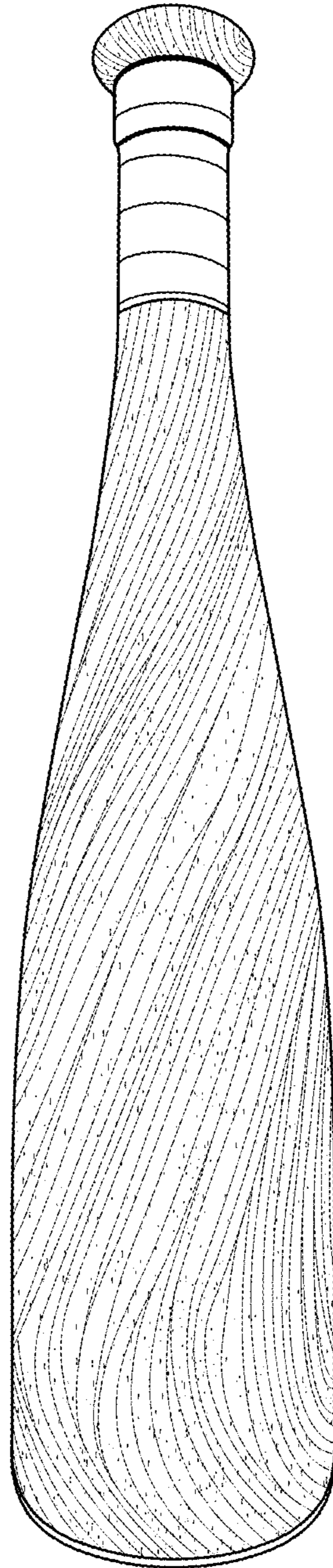


FIG. 1

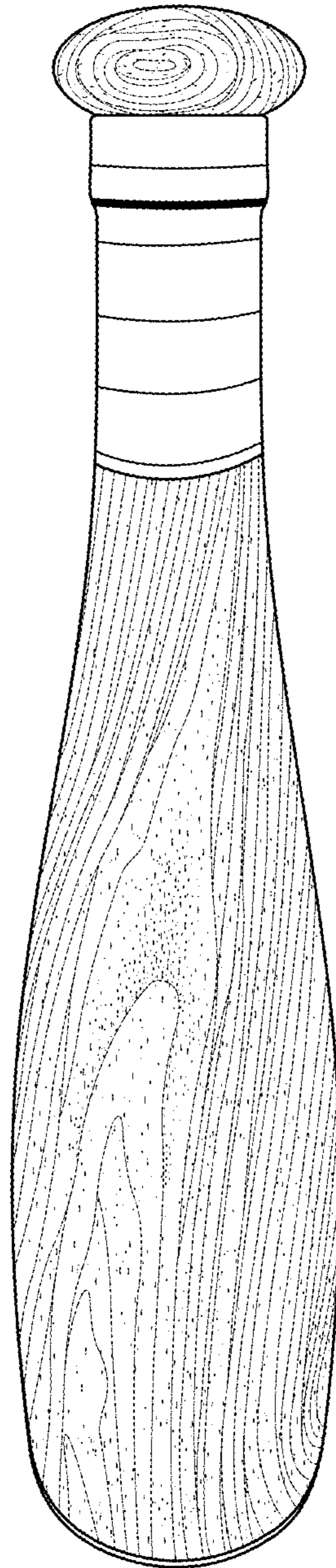


FIG. 2

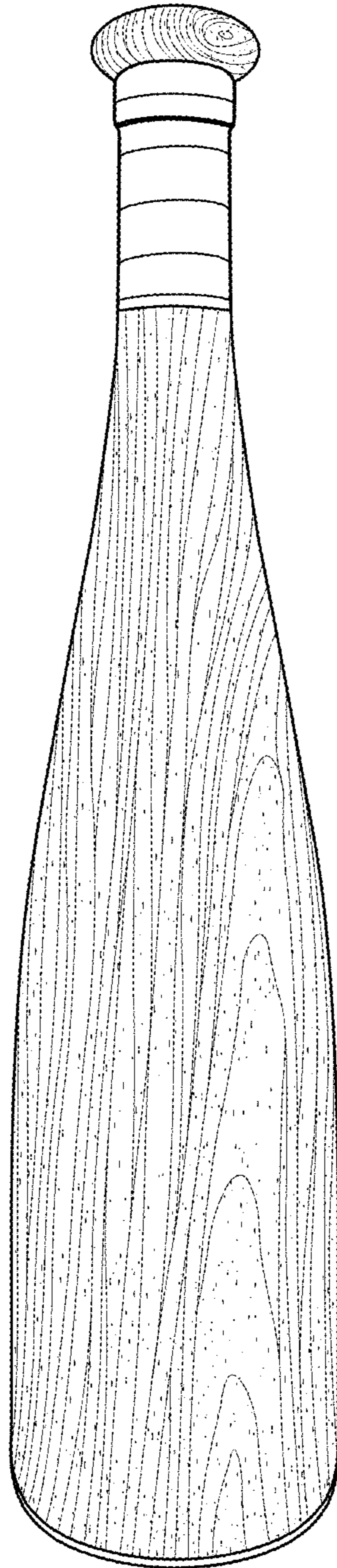


FIG. 3

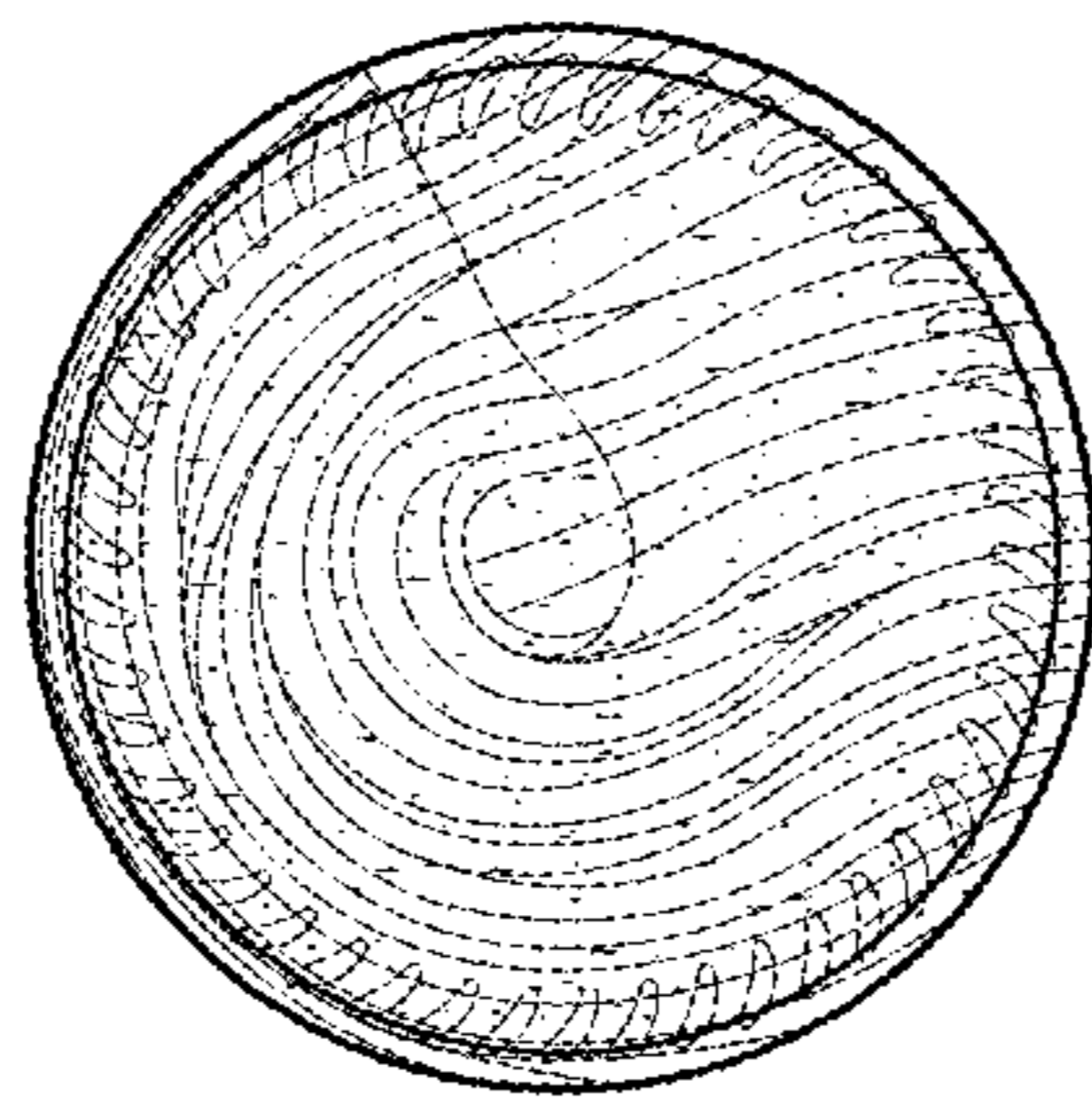


FIG. 4