



US00D826718S

(12) **United States Design Patent** (10) **Patent No.:** **US D826,718 S**
The (45) **Date of Patent:** **** Aug. 28, 2018**

- (54) **FRAGRANCE BOTTLE**
- (71) Applicant: **Gabrielle Studio, Inc.**, New York, NY (US)
- (72) Inventor: **Liong The**, New York, NY (US)
- (73) Assignee: **Gabrielle Studio, Inc.**, New York, NY (US)
- (**) Term: **15 Years**
- (21) Appl. No.: **29/566,642**
- (22) Filed: **Jun. 1, 2016**
- (51) **LOC (11) Cl.** **09-01**
- (52) **U.S. Cl.**
USPC **D9/519; D9/555**
- (58) **Field of Classification Search**
USPC D9/516, 519, 522, 529, 549, 551, 555,
D9/682, 688, 693, 715, 719; D23/366,
D23/367; D28/91.1
CPC A45D 33/18; A45D 19/02; A45D 34/02;
B65D 2543/00351; B65D 1/14
See application file for complete search history.

(56) **References Cited**

U.S. PATENT DOCUMENTS

D307,938 S *	5/1990	Fish	D23/367
D321,319 S *	11/1991	Giuseppe	D23/366
D391,163 S	2/1998	Hanna		
D430,358 S *	8/2000	Papiernik	D28/91.1
D434,325 S *	11/2000	Jivago	D9/651
D465,733 S	11/2002	Hill		
D478,813 S	8/2003	Beene		
D510,991 S *	10/2005	Harbutt	D23/366
D522,118 S *	5/2006	Miro	D23/366
D529,397 S	10/2006	Lavigne et al.		
D543,244 S *	5/2007	Tsuruha	D19/73
D573,026 S	7/2008	Tsai		
D592,064 S	5/2009	Kilany		
D619,896 S *	7/2010	Iwazu	D9/454

D626,000 S	10/2010	Chertoff et al.		
D656,829 S *	4/2012	Watabe	D9/444
D721,971 S *	2/2015	Antretter	D9/523

(Continued)

FOREIGN PATENT DOCUMENTS

CN	3505920	2/2006
CN	302972412	10/2014

(Continued)

Primary Examiner — Ian Simmons
Assistant Examiner — Keith Frank
 (74) *Attorney, Agent, or Firm* — Cynthia Miller; Peter Giancana

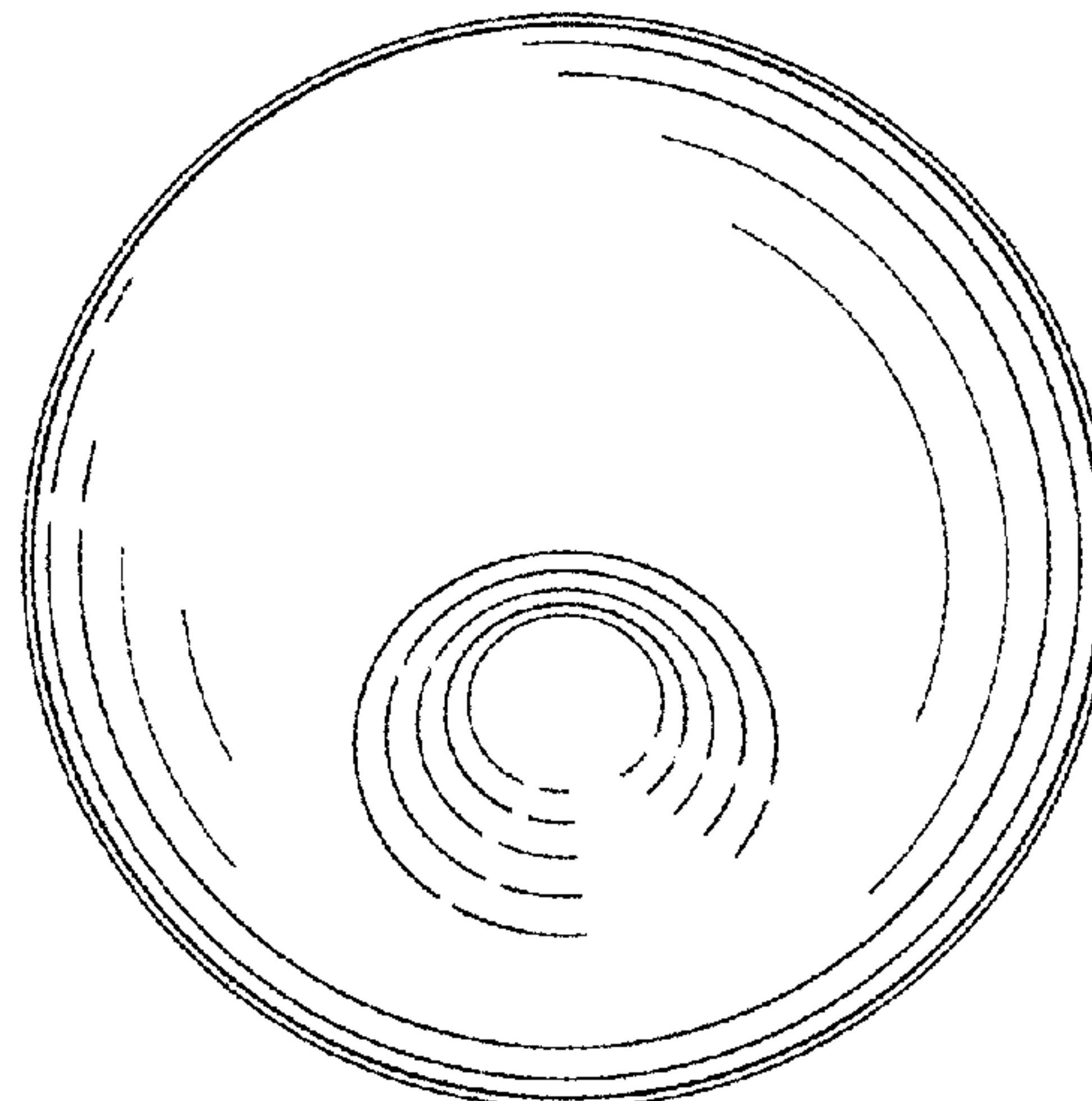
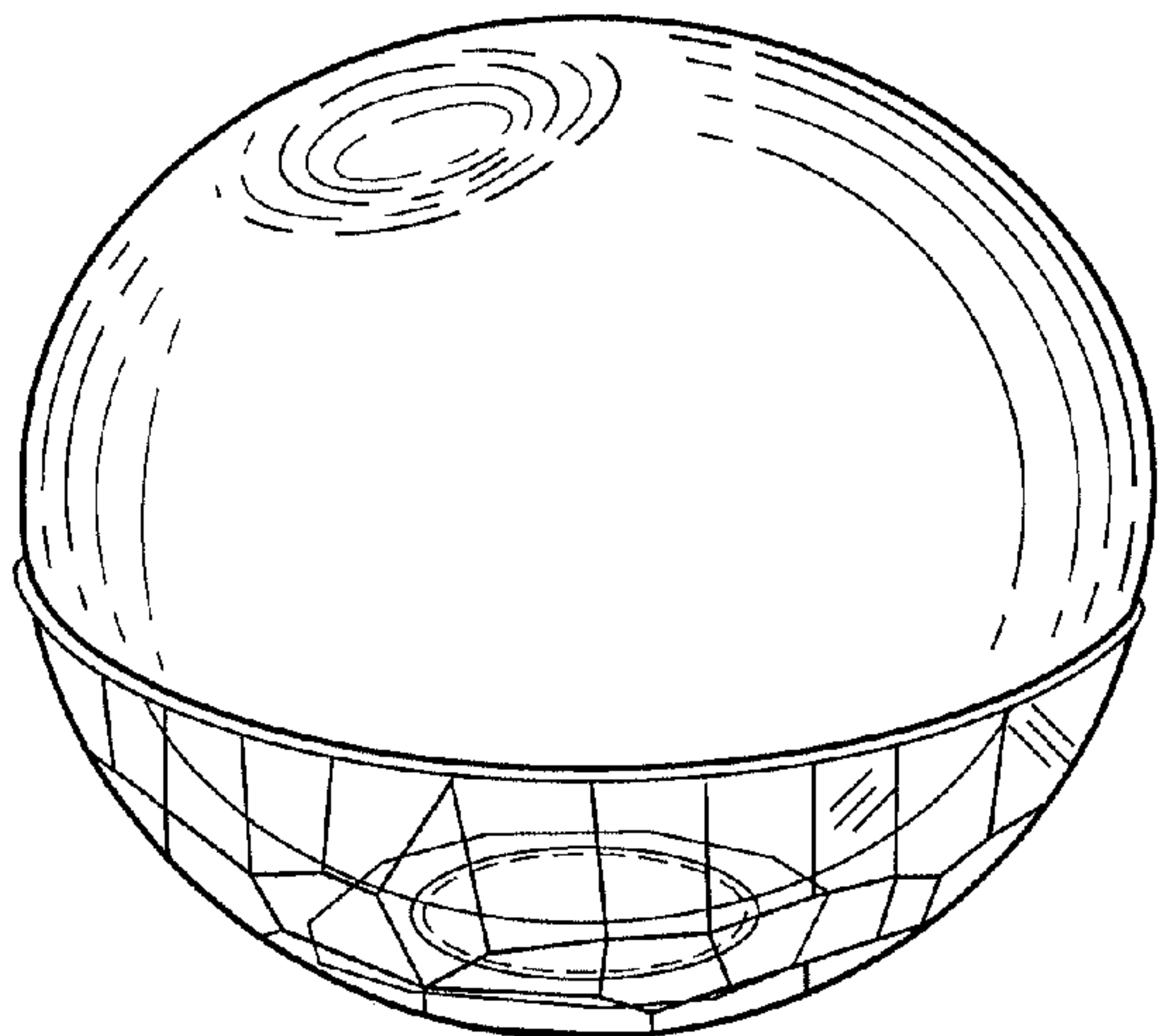
(57) **CLAIM**

The ornamental design for a fragrance bottle, as shown and described.

DESCRIPTION

FIG. 1 is a perspective view of my new design for a fragrance bottle;
 FIG. 2 is a rear elevation view of the fragrance bottle, shown in FIG. 1;
 FIG. 3 is a front elevation view of the fragrance bottle, shown in FIG. 1;
 FIG. 4 is a left side elevation view of the fragrance bottle, shown in FIG. 1;
 FIG. 5 is a right side elevation view of the fragrance bottle, shown in FIG. 1;
 FIG. 6 is a top plan view of the fragrance bottle, shown in FIG. 1;
 FIG. 7 is a bottom plan view of the fragrance bottle, shown in FIG. 1; and,
 FIG. 8 is an exploded perspective view of the fragrance bottle, shown in FIG. 1.
 The broken lines in the drawings showing the fragrance bottle illustrate the portions of the fragrance bottle that form no part of the claimed design.

1 Claim, 5 Drawing Sheets



(56)

References Cited

U.S. PATENT DOCUMENTS

D731,180 S * 6/2015 Neuhaus D3/273
D732,341 S * 6/2015 Matharu D7/300
9,232,844 B2 * 1/2016 Thompson A45D 40/00
D748,484 S 2/2016 Lavigne
D751,863 S * 3/2016 Eyal D7/507
D755,051 S * 5/2016 Otani D9/451
D763,100 S * 8/2016 Antretter D9/519
D771,785 S * 11/2016 Huang D23/366
D778,503 S * 2/2017 Teller D28/85
9,585,458 B2 * 3/2017 Teller A45D 40/00
D787,338 S * 5/2017 Dorsinville D9/519
2006/0081721 A1 * 4/2006 Caserta A01M 1/2044
239/44

FOREIGN PATENT DOCUMENTS

EM 000958624-0004 7/2008
EM 002186403-0006 2/2013
EM 002688721-0004 5/2015
TW 260544 10/1995
TW D144115 12/2011

* cited by examiner

FIG. 1

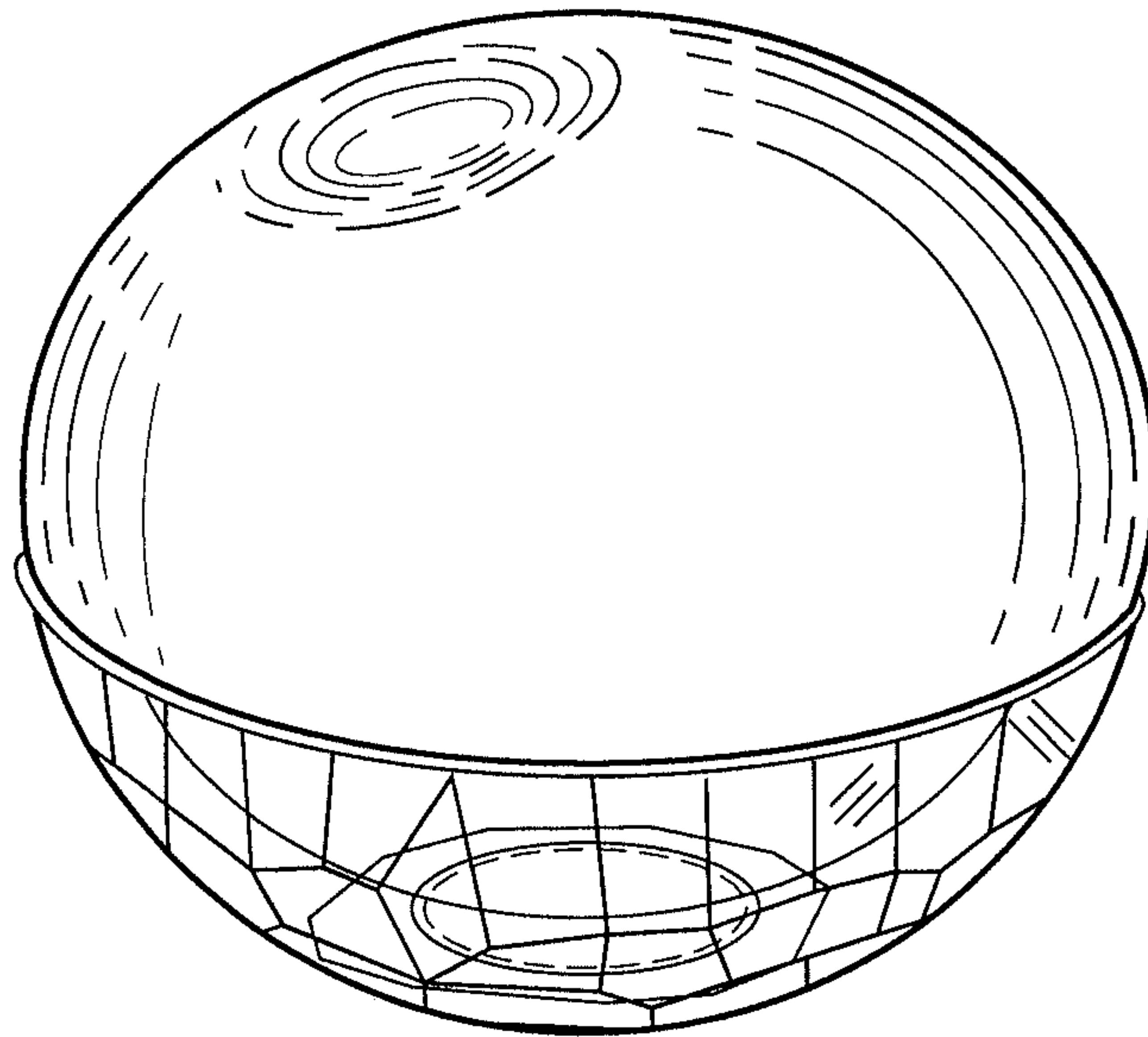


FIG. 2

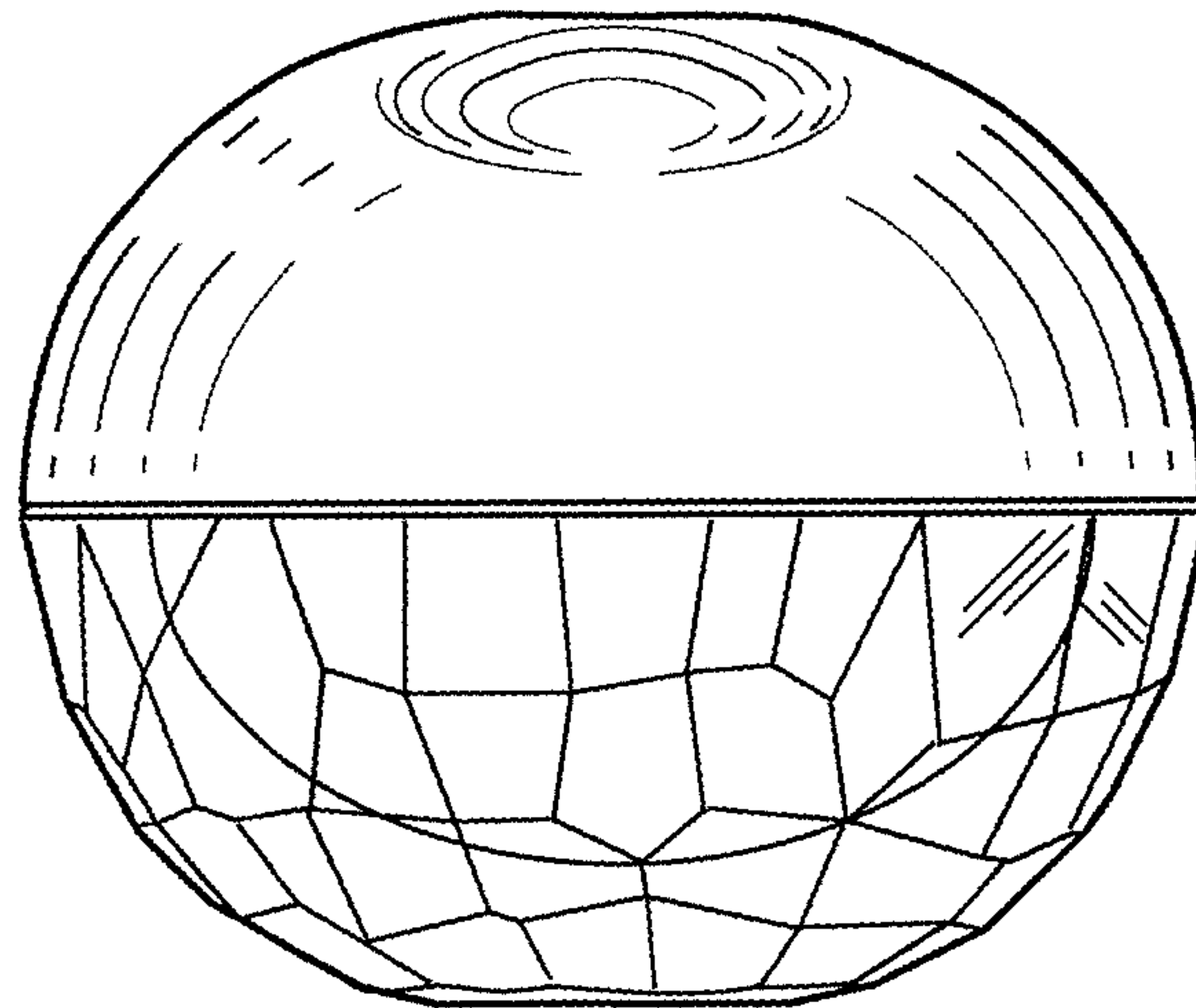


FIG. 3

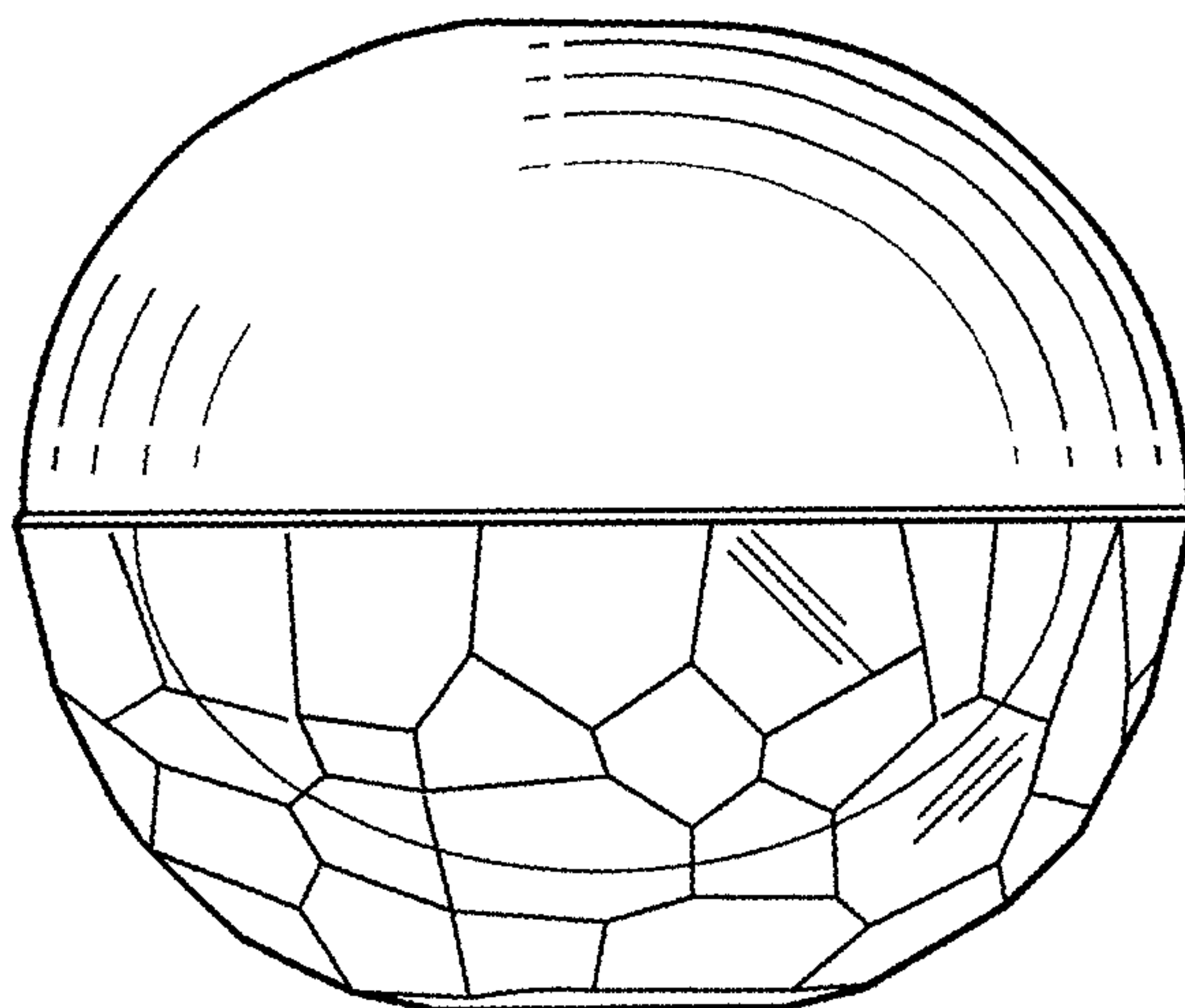


FIG. 4

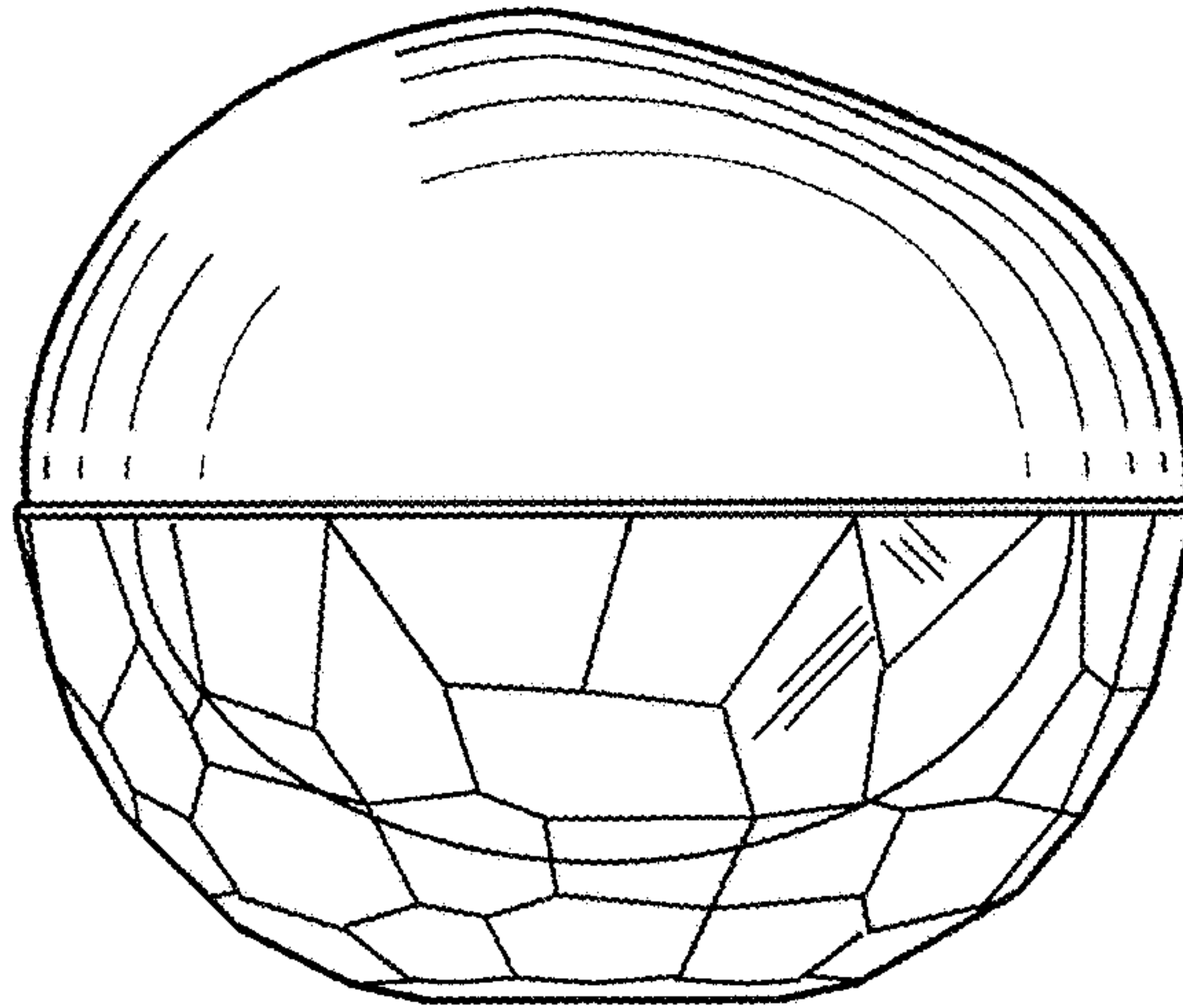


FIG. 5

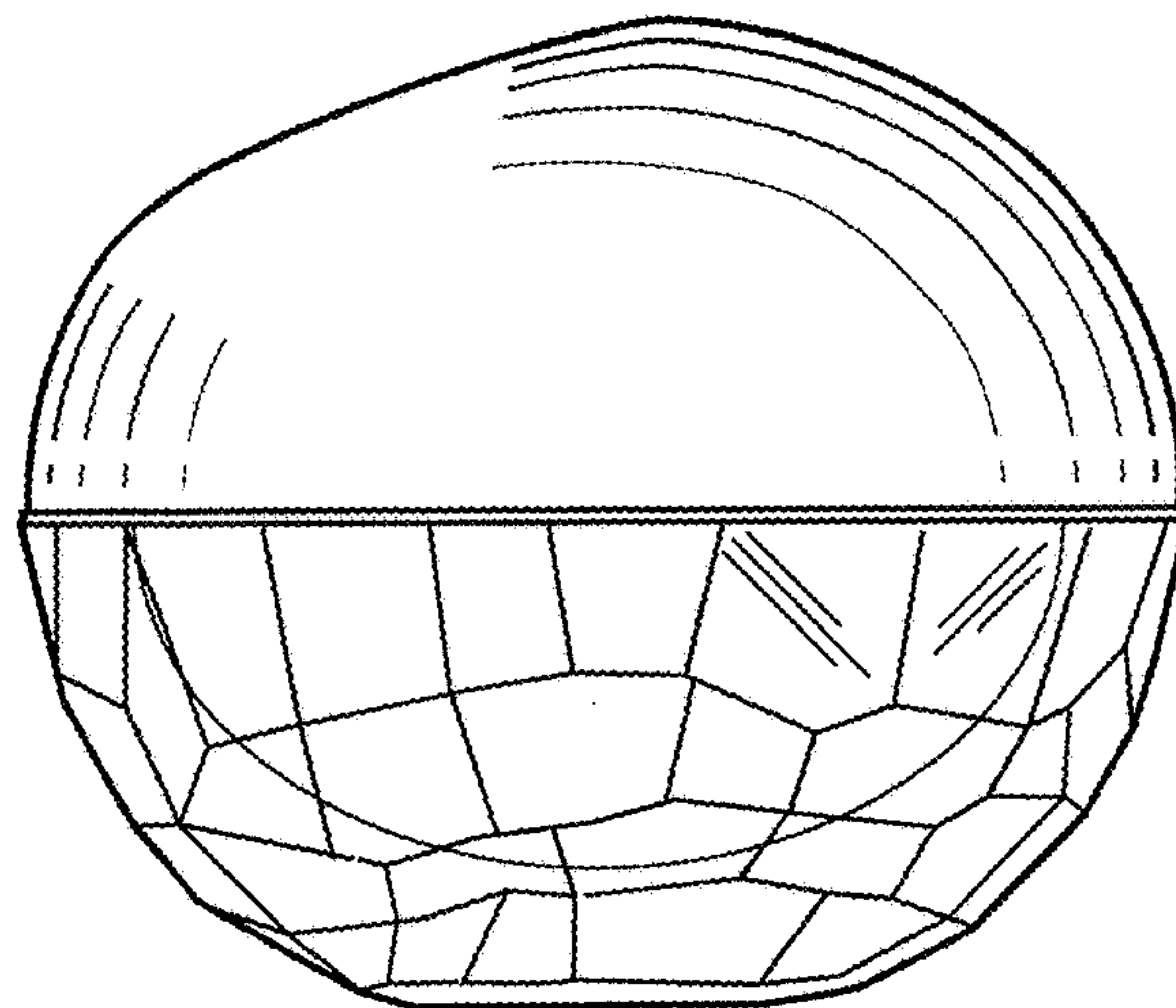


FIG. 6

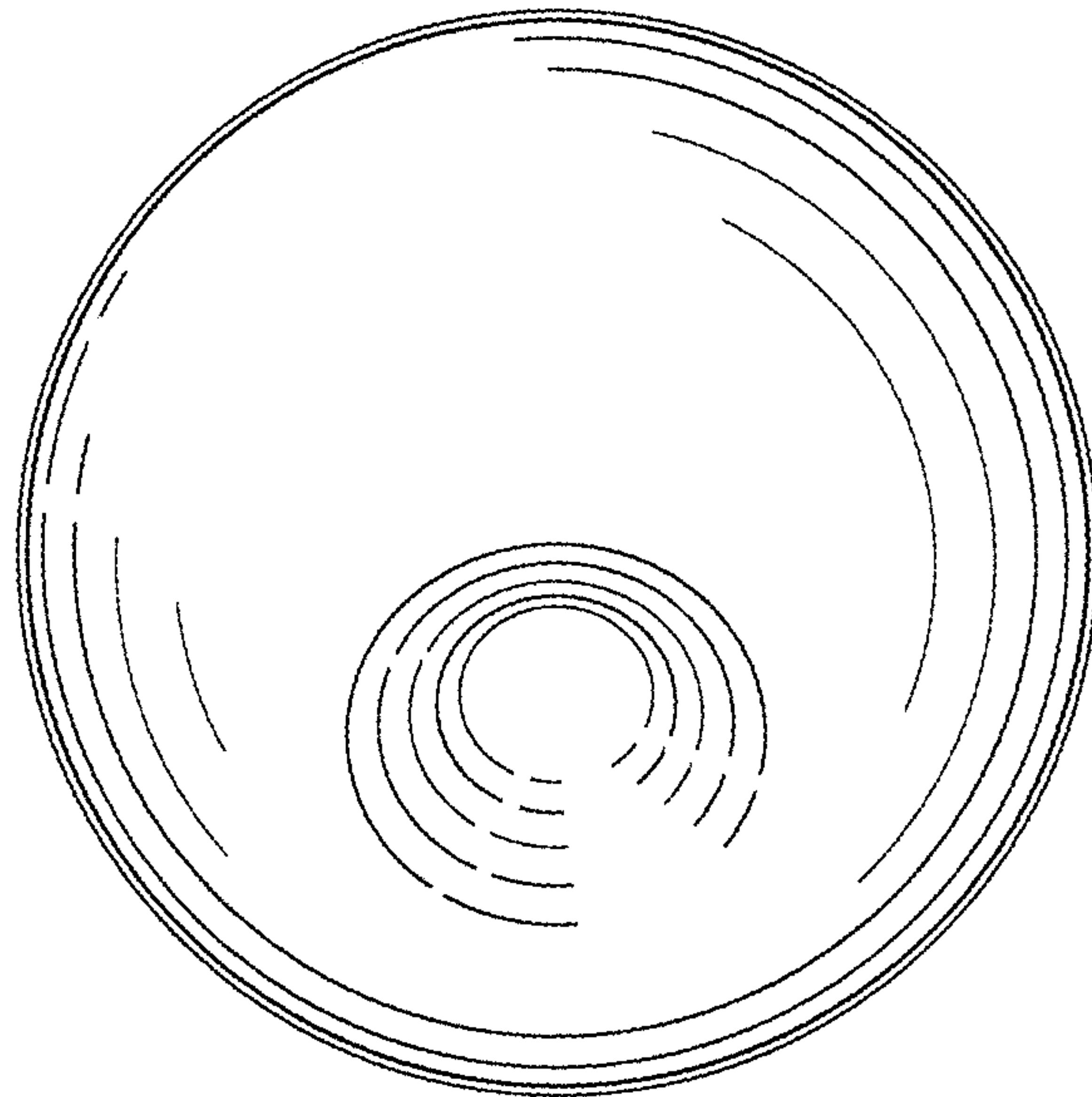


FIG. 7

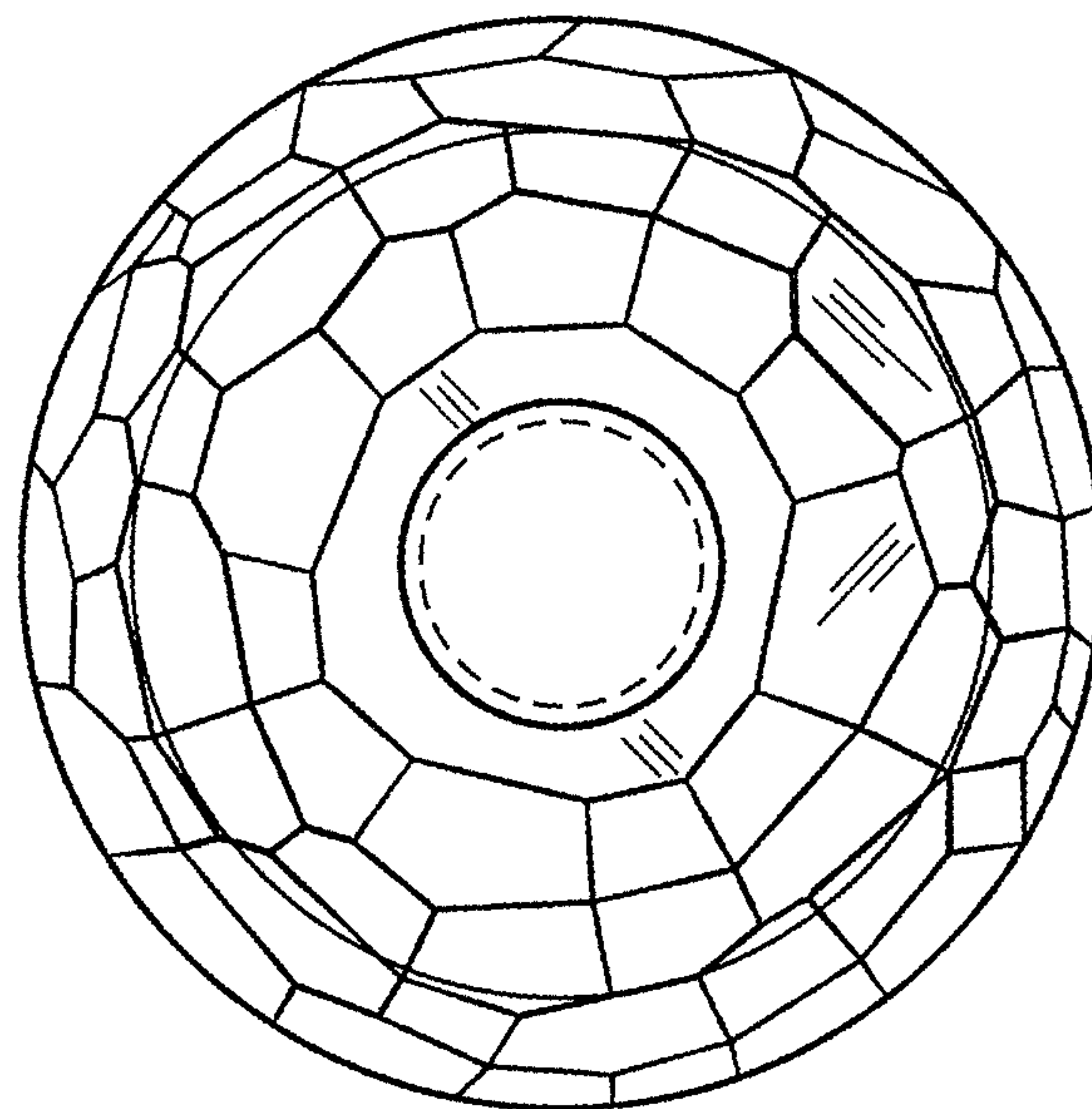


FIG. 8

