



US00D826697S

(12) **United States Design Patent** (10) **Patent No.:** **US D826,697 S**
Yuda et al. (45) **Date of Patent:** **** Aug. 28, 2018**

(54) **OPTICAL FIBER CABLE HOLDER**

(71) Applicant: **SUMITOMO ELECTRIC INDUSTRIES, LTD.**, Osaka-shi, Osaka (JP)

(72) Inventors: **Shuitsu Yuda**, Osaka (JP); **Yasuhiro Takizawa**, Osaka (JP)

(73) Assignee: **SUMITOMO ELECTRIC INDUSTRIES, LTD.**, Osaka-shi, Osaka (JP)

(**) Term: **15 Years**

(21) Appl. No.: **29/572,989**

(22) Filed: **Aug. 2, 2016**

(30) **Foreign Application Priority Data**

Feb. 12, 2016 (JP) 2016-002975

(51) **LOC (11) Cl.** **09-06**

(52) **U.S. Cl.**
USPC **D8/356**

(58) **Field of Classification Search**
USPC D08/349, 356, 371; D06/572;
D13/139.2, 147, 173

CPC .. F16B 1/0014; F16B 2/00; F16B 2001/0092;
F16B 2/241; F16B 13/122; F16B 17/002;
F16L 3/00

See application file for complete search history.

(56) **References Cited**

U.S. PATENT DOCUMENTS

D13,698 S * 3/1883 Hotchkiss 280/1.23
D31,509 S * 9/1899 Heib D8/354
D165,553 S * 12/1951 Schoor 211/123
D237,142 S * 10/1975 Dale D6/320
D240,351 S * 6/1976 Generalis et al. D12/115

(Continued)

OTHER PUBLICATIONS

Millenium Cable Holder, posted Dec. 13, 2016, [retrieved Mar. 26, 2018]. Retrieved from Internet, <URL: https://www.thomann.de/gb/millenium_cable_holder_reviews.htm?sid=361cae7971aa304f940ddd5ff97fcfc1&lang=2 >.*

(Continued)

Primary Examiner — Karen E Kearney

Assistant Examiner — Kristin E Reed

(74) *Attorney, Agent, or Firm* — Drinker Biddle & Reath LLP

(57) **CLAIM**

The ornamental design for an optical fiber cable holder, as shown and described.

DESCRIPTION

FIG. 1 is a front, top, and right side perspective view of an optical fiber cable holder showing our new design;

FIG. 2 is a rear, bottom, and left side perspective view thereof;

FIG. 3 is a front view thereof;

FIG. 4 is a rear view thereof;

FIG. 5 is a top plan view thereof;

FIG. 6 is a bottom plan view thereof;

FIG. 7 is an enlarged right side view thereof;

FIG. 8 is an enlarged left side view thereof;

FIG. 9 is an enlarged view of the portion indicated by line 9-9 in FIG. 3;

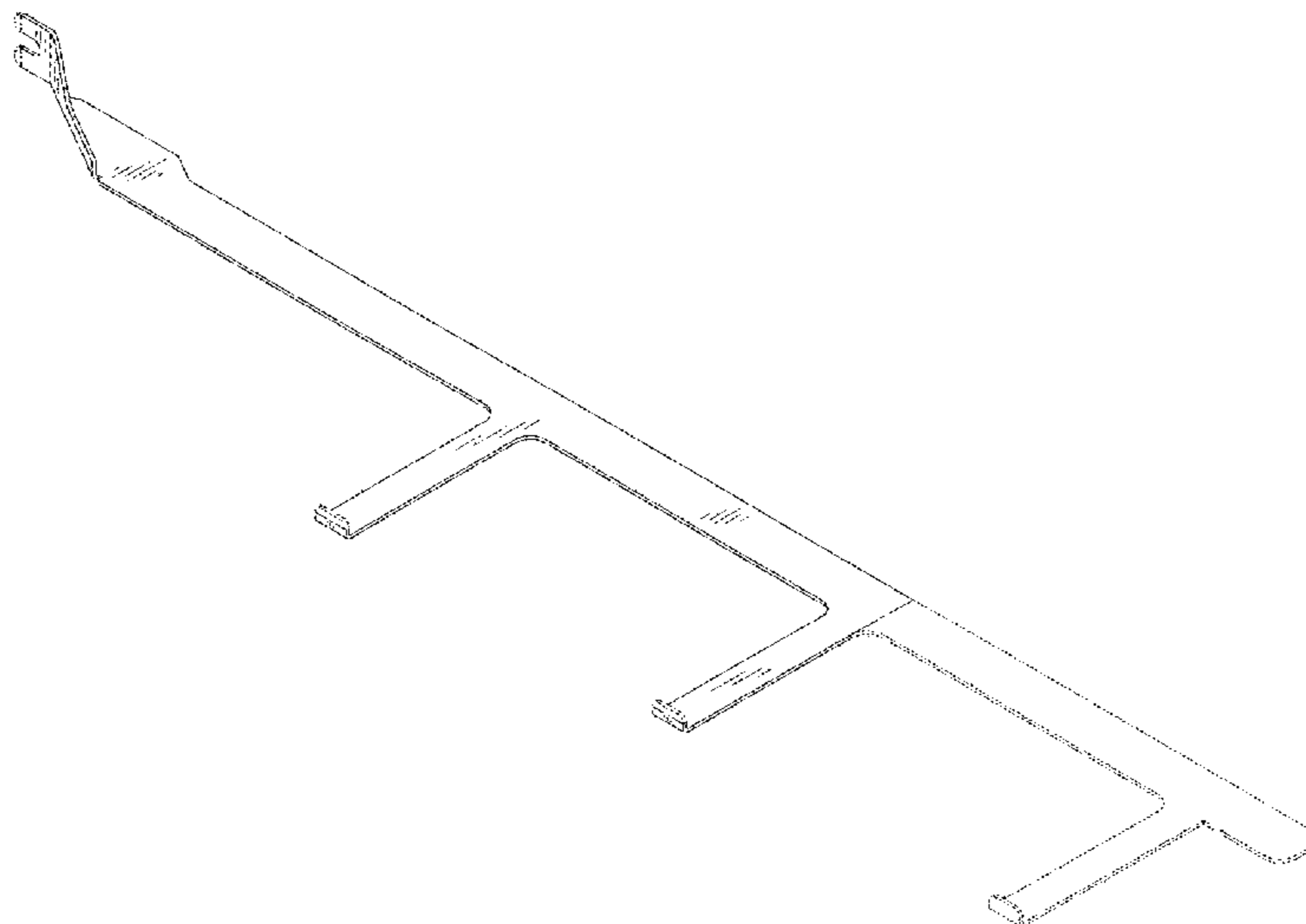
FIG. 10 is an enlarged view of the portion indicated by line 10-10 in FIG. 3;

FIG. 11 is an enlarged view of the portion indicated by line 11-11 in FIG. 3; and,

FIG. 12 is a referential view showing the article in use.

The features shown in broken lines in the drawings depict environmental subject matter only and form no part of the claimed design. The dash-dotted lines denote the boundary of the claim and form no part of the claimed design.

1 Claim, 8 Drawing Sheets



(56)

References Cited

U.S. PATENT DOCUMENTS

4,094,415 A * 6/1978 Larson A47F 5/0823
 211/57.1
 D260,758 S * 9/1981 Borugian D12/180
 D265,721 S * 8/1982 Emgard D8/363
 5,697,811 A * 12/1997 Pickles H01R 13/518
 211/175
 D433,924 S * 11/2000 Wonderlich D8/367
 7,506,450 B2 * 3/2009 Spaulding G01C 9/26
 33/286
 D637,852 S * 5/2011 Black, Jr. D6/572
 D639,594 S * 6/2011 Goodman D6/572
 8,596,588 B1 * 12/2013 Sikkema H02G 3/30
 211/70.6
 D705,577 S * 5/2014 Goodman D6/566
 8,931,376 B2 * 1/2015 Humphrey B25G 1/005
 81/177.2
 9,004,414 B2 * 4/2015 Durben A47G 25/08
 24/303
 D730,721 S * 6/2015 Degan D8/356
 D733,524 S * 7/2015 De Rick D8/349

D743,779 S * 11/2015 Cohen D8/371
 D743,898 S * 11/2015 Murphy D13/147
 D747,956 S * 1/2016 Ratigan D8/356
 D763,800 S * 8/2016 Kim D13/147
 D764,259 S * 8/2016 Schoening D8/356
 D790,471 S * 6/2017 Buck D13/147
 9,774,109 B2 * 9/2017 Tabata H01R 11/05
 D800,539 S * 10/2017 Geiger D8/356
 D802,402 S * 11/2017 Hintze D8/367
 D806,039 S * 12/2017 Perlaguri D13/147
 9,834,960 B2 * 12/2017 Chesterton E05B 73/0094

OTHER PUBLICATIONS

The Handmade Wooden Desk Cable Organizer, posted Jan. 5, 2015, [retrieved Mar. 26, 2018]. Retrieved from Internet, <URL: <http://gadgetsin.com/the-handmade-wooden-desk-cable-organizer.htm> >.*
 Home > Extras > Cables > Cable Holder 7, posted unknown, [retrieved Mar. 26, 2018]. Retrieved from Internet, <URL: http://store.synthrotek.com/Cable-Holder-7_p_583.html >.*

* cited by examiner

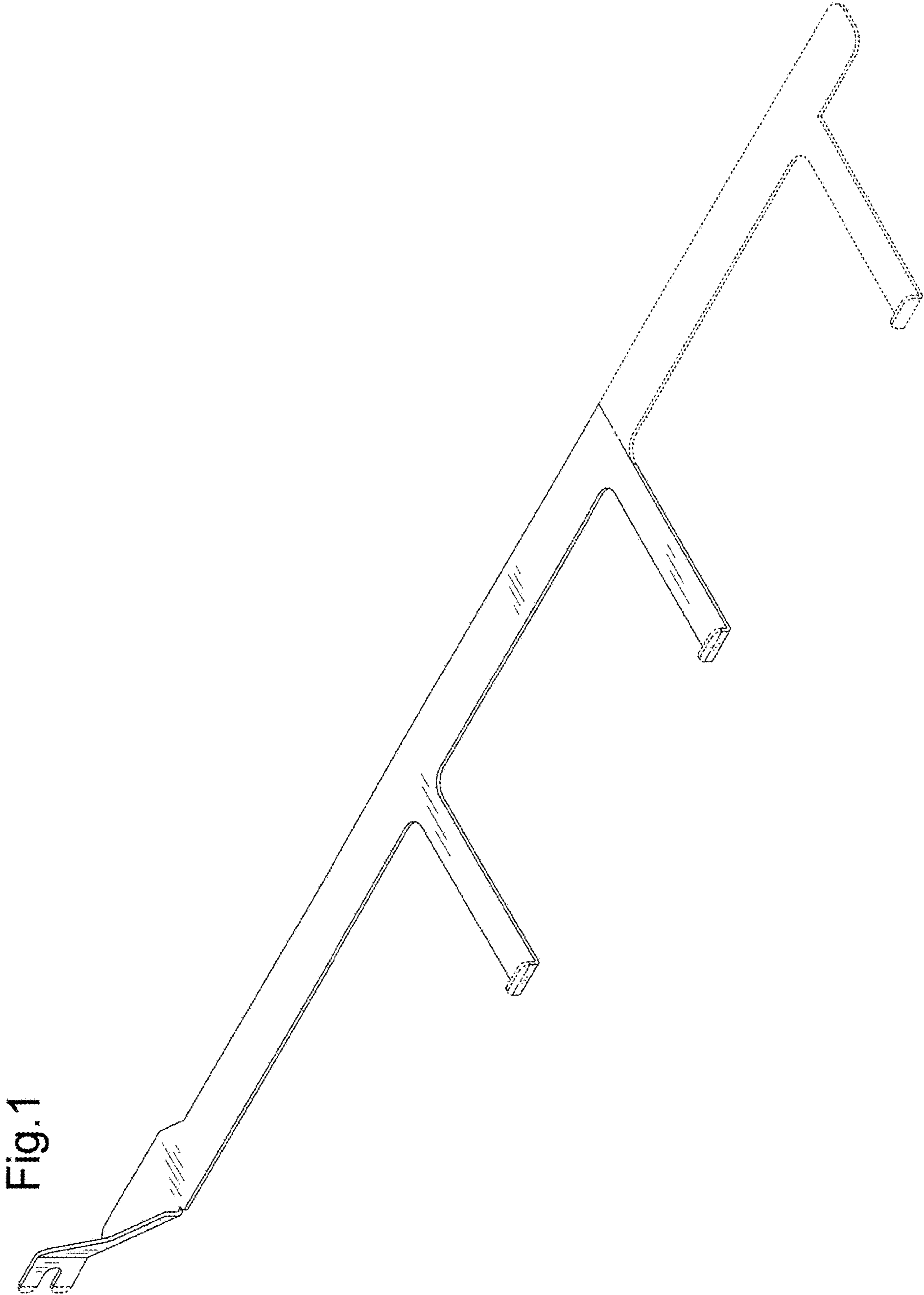


Fig. 1

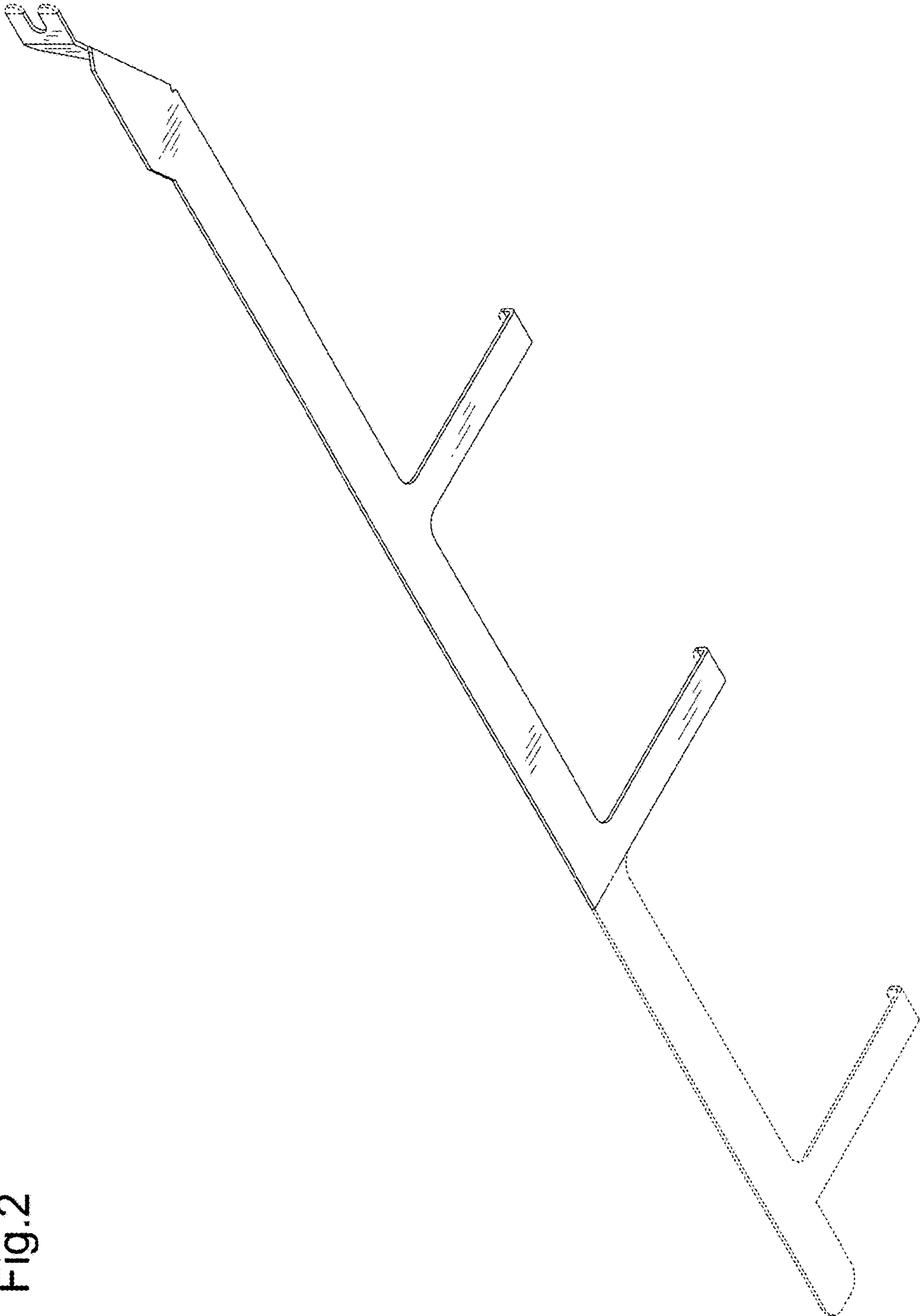


Fig.2

Fig.3

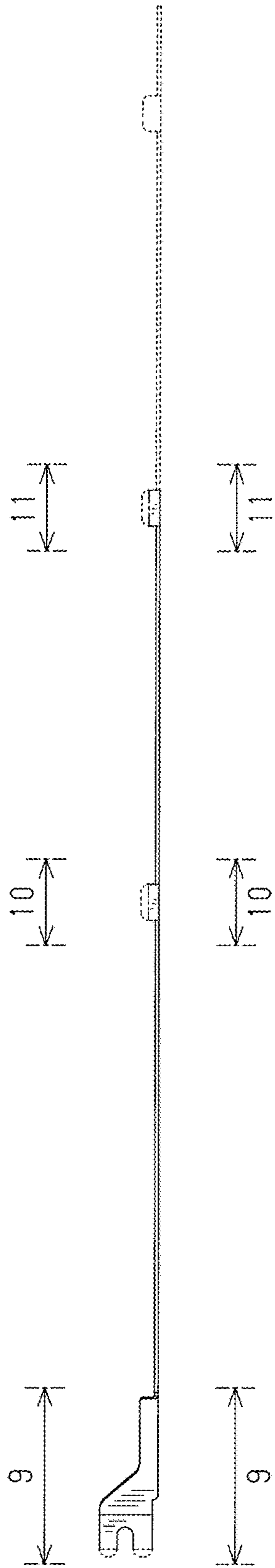


Fig.4



Fig.5

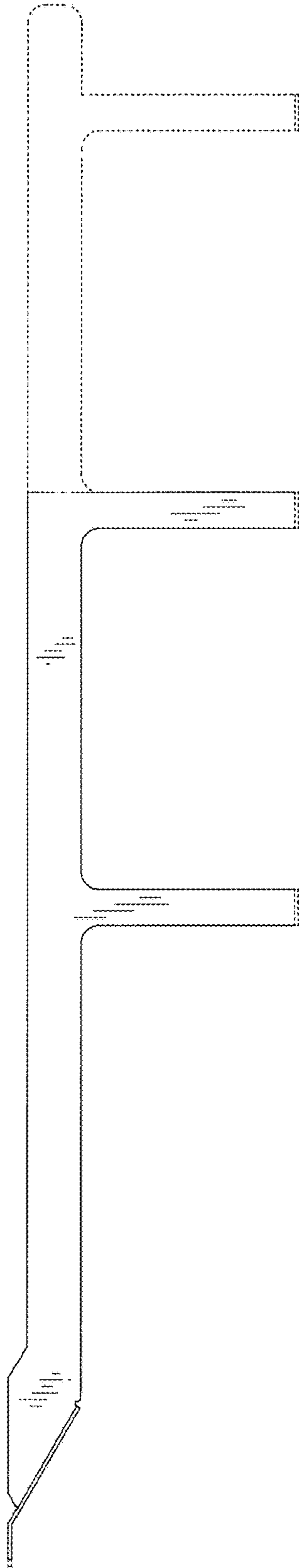


Fig.6

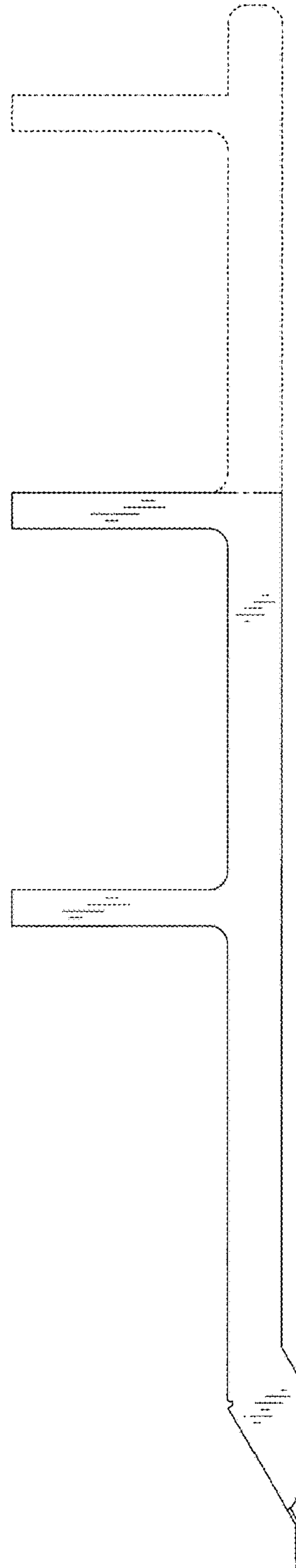


Fig.7



Fig.8


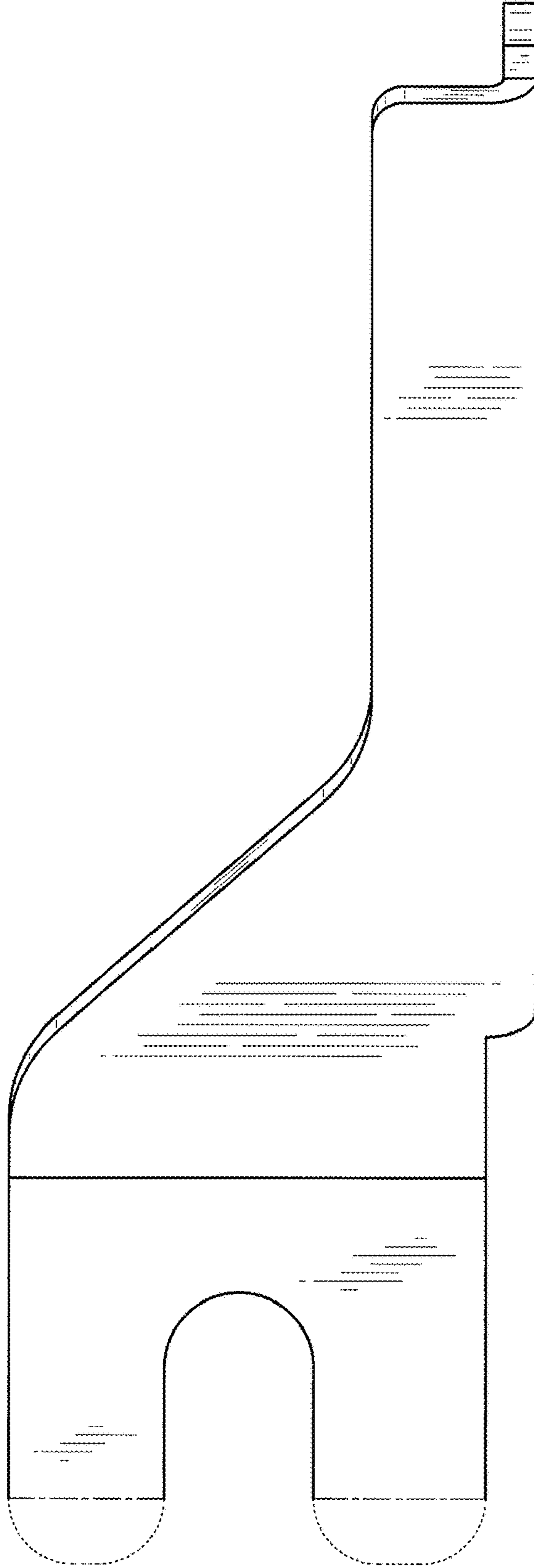


Fig.9






Fig.10




Fig.11

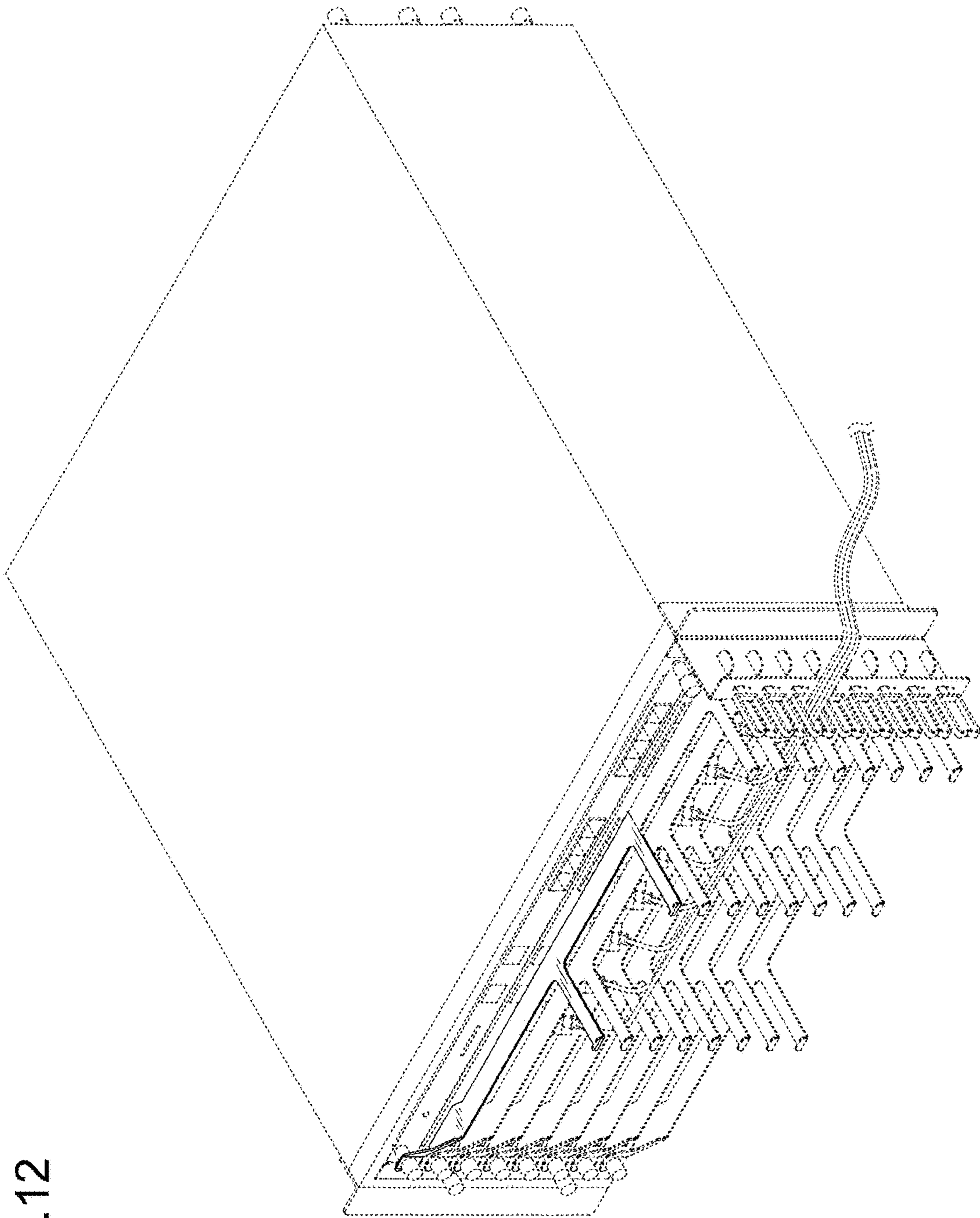


Fig.12