

US00D826676S

(12) **United States Design Patent** (10) **Patent No.:** **US D826,676 S**  
**Nelson** (45) **Date of Patent:** **\*\* Aug. 28, 2018**

(54) **HAMMER**  
(71) Applicant: **Home Depot Product Authority, LLC**,  
Atlanta, GA (US)  
(72) Inventor: **Michael Nelson**, Peachtree City, GA  
(US)  
(73) Assignee: **Home Depot Product Authority, LLC**,  
Atlanta, GA (US)  
(\*\*) Term: **15 Years**

4,718,313 A 1/1988 Yamaguchi  
4,723,582 A 2/1988 Caspall  
4,738,166 A 4/1988 Yamaguchi  
D302,515 S 8/1989 Kandel  
5,056,381 A 10/1991 Carmein  
D322,021 S 12/1991 Hsu  
D324,473 S 3/1992 Chen  
D325,863 S 5/1992 Chen  
D347,780 S 6/1994 Hreha  
D376,089 S 12/1996 Allen  
D381,887 S \* 8/1997 Chen ..... D8/300  
D391,316 S 2/1998 Morris et al.  
D399,720 S 10/1998 Owens et al.  
D401,639 S 11/1998 Yeh

(Continued)

(21) Appl. No.: **29/575,574**

(22) Filed: **Aug. 26, 2016**

**Related U.S. Application Data**

(62) Division of application No. 29/465,990, filed on Sep.  
3, 2013, now Pat. No. Des. 769,688.  
(51) **LOC (11) Cl.** ..... **08-02**  
(52) **U.S. Cl.**  
USPC ..... **D8/75**  
(58) **Field of Classification Search**  
USPC ..... D8/1, 11, 75-81, 107, 303;  
D22/117-118; 81/19-24; 254/26 R, 26 E  
CPC ..... A01B 1/20; A01B 1/227; A01G 23/099;  
B25D 1/00; B25D 1/02; B25D 1/04;  
B25D 1/045; B25D 1/06; B25D 1/12;  
B25G 1/01; B25G 1/02; B25G 1/08;  
B25G 1/10; B25G 3/28; B25G 3/34;  
B26B 23/00

See application file for complete search history.

(56) **References Cited**

**U.S. PATENT DOCUMENTS**

2,195,626 A 4/1940 Lamkin  
D182,077 S 2/1958 MacMinn  
D179,018 S 10/1959 Lowe et al.  
4,174,109 A 11/1979 Gaiser  
D285,284 S 8/1986 Blomqvist

**FOREIGN PATENT DOCUMENTS**

MX 45369 10/2015

**OTHER PUBLICATIONS**

<http://www.homedepot.com/p/Husky-20-oz-Fiberglass-Ripping-Hammer-N-G20SHD-HN/2> . . . Downloaded Sep. 5, 2017.\*

(Continued)

*Primary Examiner* — Phillip S Hyder  
(74) *Attorney, Agent, or Firm* — Greenberg Traurig, LLP

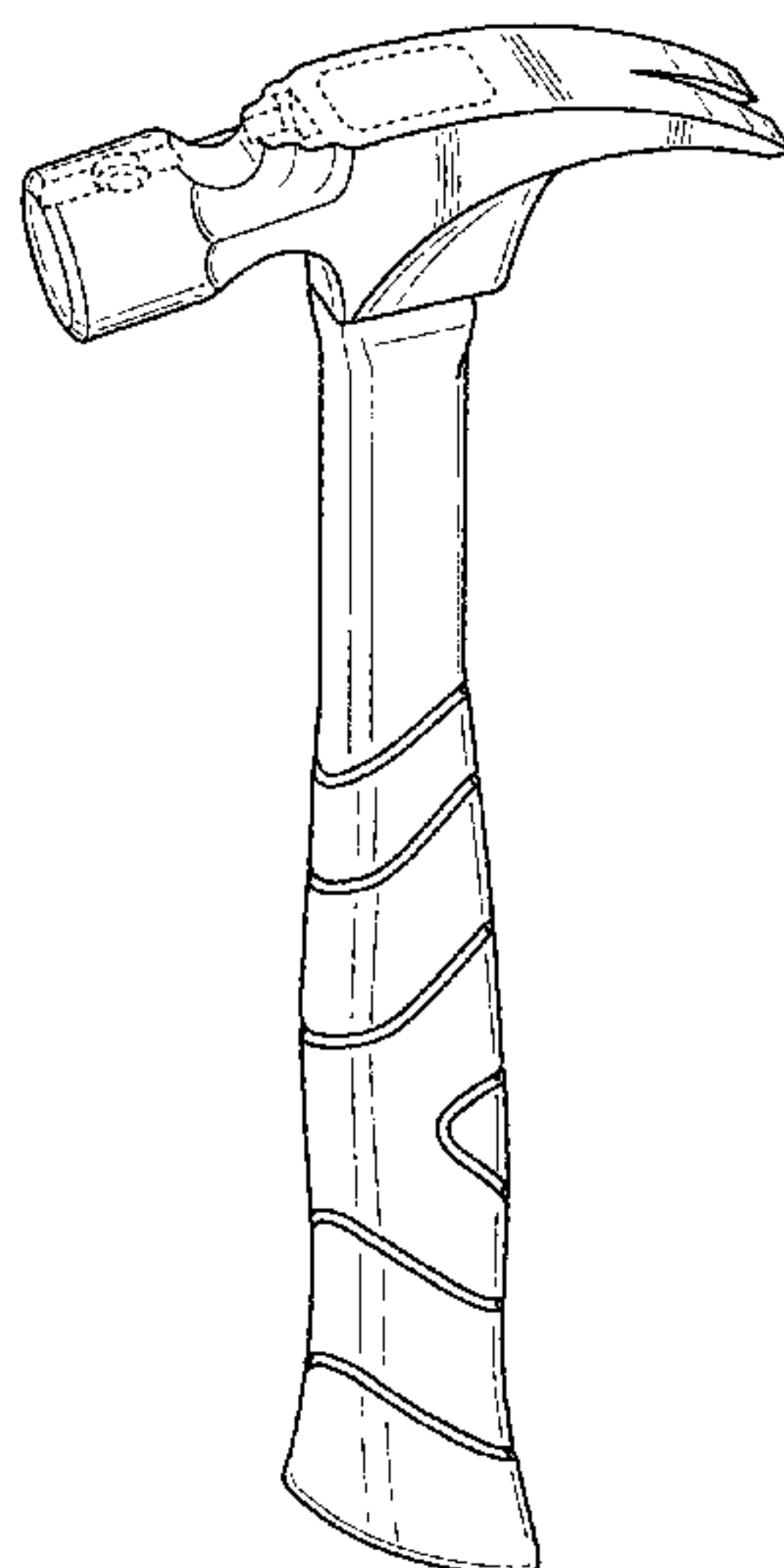
(57) **CLAIM**

The ornamental design for a hammer, as shown and described.

**DESCRIPTION**

FIG. 1 is a perspective view of a hammer;  
FIG. 2 is a front view of the hammer shown in FIG. 1;  
FIG. 3 is a rear view of the hammer shown in FIG. 1; and,  
FIG. 4 is a right side view of the hammer shown in FIG. 1,  
the left side view being a mirror image thereof.  
The broken lines in the drawings depict features of the  
hammer that form no part of the claim.

**1 Claim, 2 Drawing Sheets**



(56)

References Cited

U.S. PATENT DOCUMENTS

5,926,911 A 7/1999 Chen  
 5,988,020 A 11/1999 Johnson  
 D422,869 S 4/2000 Chen  
 D424,903 S 5/2000 Hreha et al.  
 D429,985 S 8/2000 Tovar  
 D432,381 S 10/2000 Khachatoorian  
 D436,821 S 1/2001 Douglas et al.  
 6,170,362 B1 1/2001 Chen  
 D444,689 S 7/2001 Staton et al.  
 D448,646 S 10/2001 Sargentelli  
 D452,126 S 12/2001 Hung  
 D470,380 S 2/2003 Huang  
 D474,662 S 5/2003 Canino et al.  
 D478,492 S 8/2003 Levine et al.  
 D481,292 S 10/2003 Chen  
 D483,643 S 12/2003 Chien  
 D490,679 S 6/2004 Hung  
 D497,789 S \* 11/2004 Hung ..... D8/78  
 D499,137 S 11/2004 Shibata  
 D505,609 S 5/2005 Hung  
 D511,082 S 11/2005 Chen  
 D519,017 S 4/2006 Hsieh  
 D519,814 S 5/2006 Hung  
 D524,627 S 7/2006 Chen  
 D531,479 S 11/2006 Davis  
 D531,875 S 11/2006 Chen  
 D532,275 S 11/2006 Lin  
 D532,472 S 11/2006 Schaufele et al.  
 D533,759 S 12/2006 Hopper et al.  
 D534,409 S 1/2007 Chen  
 D534,975 S 1/2007 Norton et al.  
 D535,539 S 1/2007 Chen  
 D538,626 S 3/2007 Hsieh-Yeh  
 D538,868 S 3/2007 Norton et al.  
 D554,724 S 11/2007 Savasky  
 D566,509 S 4/2008 Vanderbeck  
 D572,557 S 7/2008 Fraga et al.  
 D574,690 S 8/2008 Chen  
 D576,852 S 9/2008 Lin  
 D581,766 S 12/2008 Heneen et al.  
 D605,922 S 12/2009 Reinius  
 D609,547 S 2/2010 Pell  
 D611,796 S 3/2010 Davidson  
 D612,223 S \* 3/2010 DePreto ..... D8/303

D619,442 S 7/2010 Chen  
 D622,327 S 8/2010 Roos et al.  
 D622,330 S 8/2010 Jablonski et al.  
 D628,870 S 12/2010 Jerabek et al.  
 D633,957 S 3/2011 Brown et al.  
 D651,056 S 12/2011 Robinson et al.  
 D651,063 S 12/2011 Robinson et al.  
 D651,879 S 1/2012 Robinson et al.  
 D651,880 S 1/2012 Robinson et al.  
 D653,784 S 2/2012 Kelly et al.  
 D654,341 S 2/2012 Hantke et al.  
 D655,594 S 3/2012 Robinson et al.  
 D656,809 S 4/2012 Mullen et al.  
 D674,264 S 1/2013 Robinson et al.  
 D736,051 S \* 8/2015 Chen ..... D8/78  
 D742,713 S 11/2015 Nelson  
 D748,448 S 2/2016 Nelson  
 D758,818 S 6/2016 Nelson  
 D758,819 S 6/2016 Nelson  
 D758,820 S 6/2016 Nelson  
 D760,055 S 6/2016 Nelson  
 D779,300 S \* 2/2017 Nelson ..... D8/78  
 2014/0182425 A1 7/2014 Kuo et al.

OTHER PUBLICATIONS

Image of 27-ounce Husky deadblow hammer, offered for sale in the United States at least prior to Sep. 3, 2013.  
 Image of 22-ounce Husky hickory hammer, offered for sale in the United States at least prior to Sep. 3, 2013.  
 Image of 20-ounce Husky steel rip hammer, offered for sale in the United States at least prior to Sep. 3, 2013.  
 Image of 17-ounce DeWalt hammer, offered for sale in the United States at least prior to Sep. 3, 2013.  
 Image of 21-ounce Husky framing hammer, offered for sale in the United States at least prior to Sep. 3, 2013.  
 Mexican Industrial Property Office Action dated Jan. 12, 2016, citing Mexican Patent No. 45369 which is the local counterpart of co-pending U.S. Appl. No. 29/465,987, filed Sep. 3, 2013 and is substantially identical thereto. The Office Action identifies FIGS. 1-4 of the patent as similar to FIGS. 1-4 of this application's counterpart. It also imposes a restriction between two designs represented in FIGS. 1-4 and FIGS. 5-8. This Office Action was reported to us on Feb. 22, 2016.

\* cited by examiner

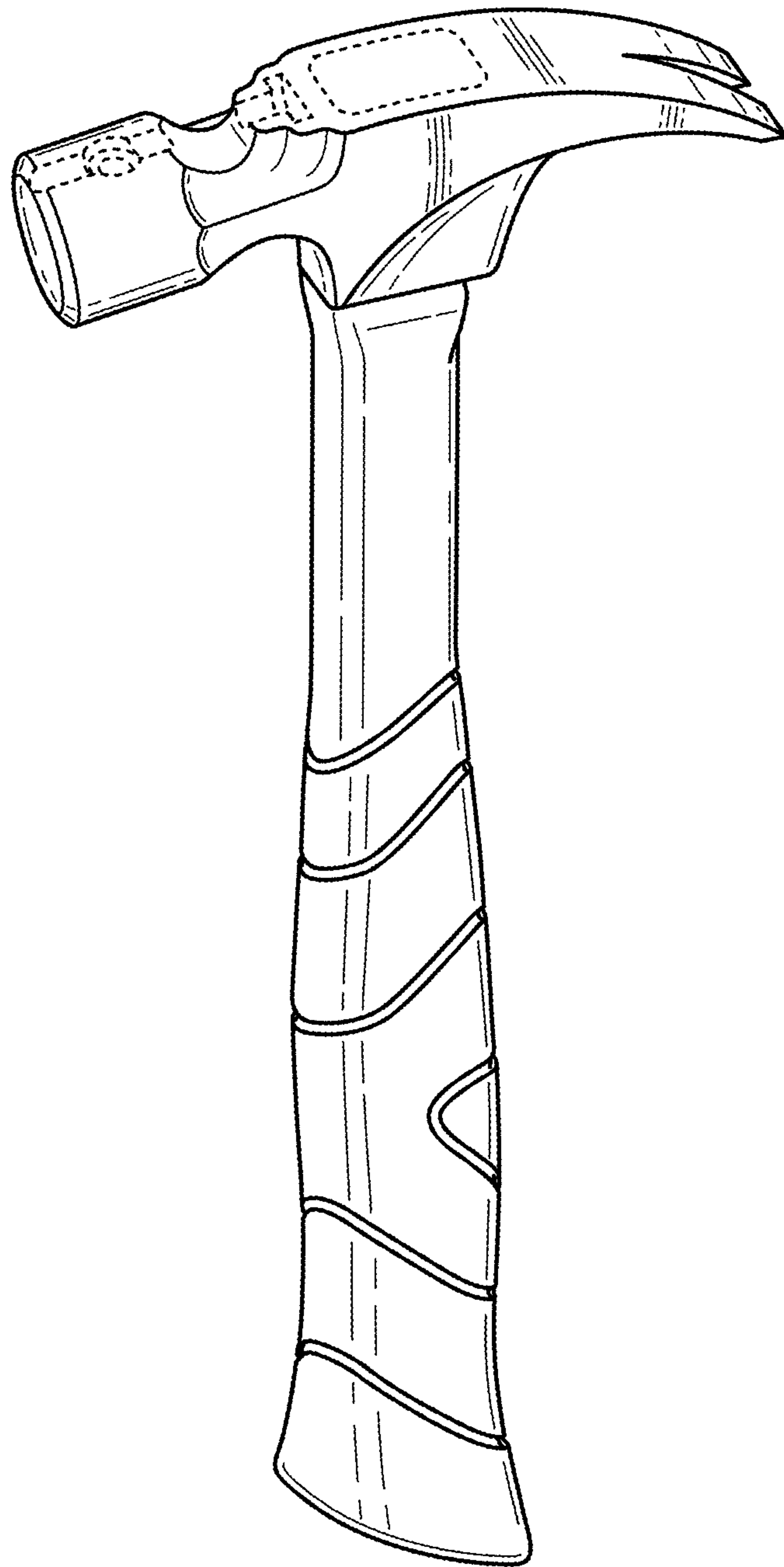


FIG. 1



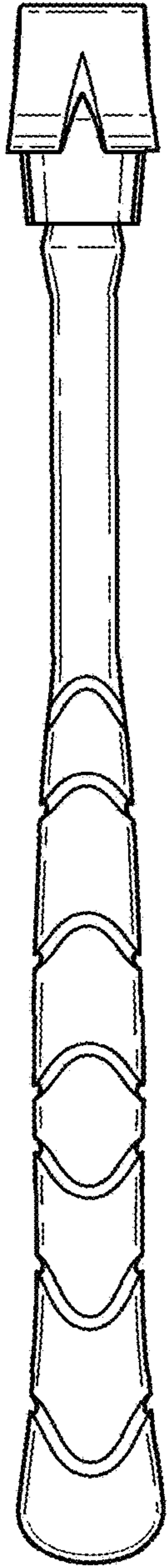


FIG. 2

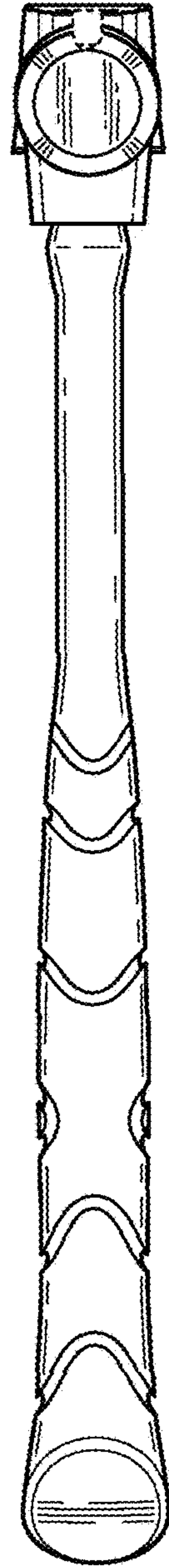


FIG. 3

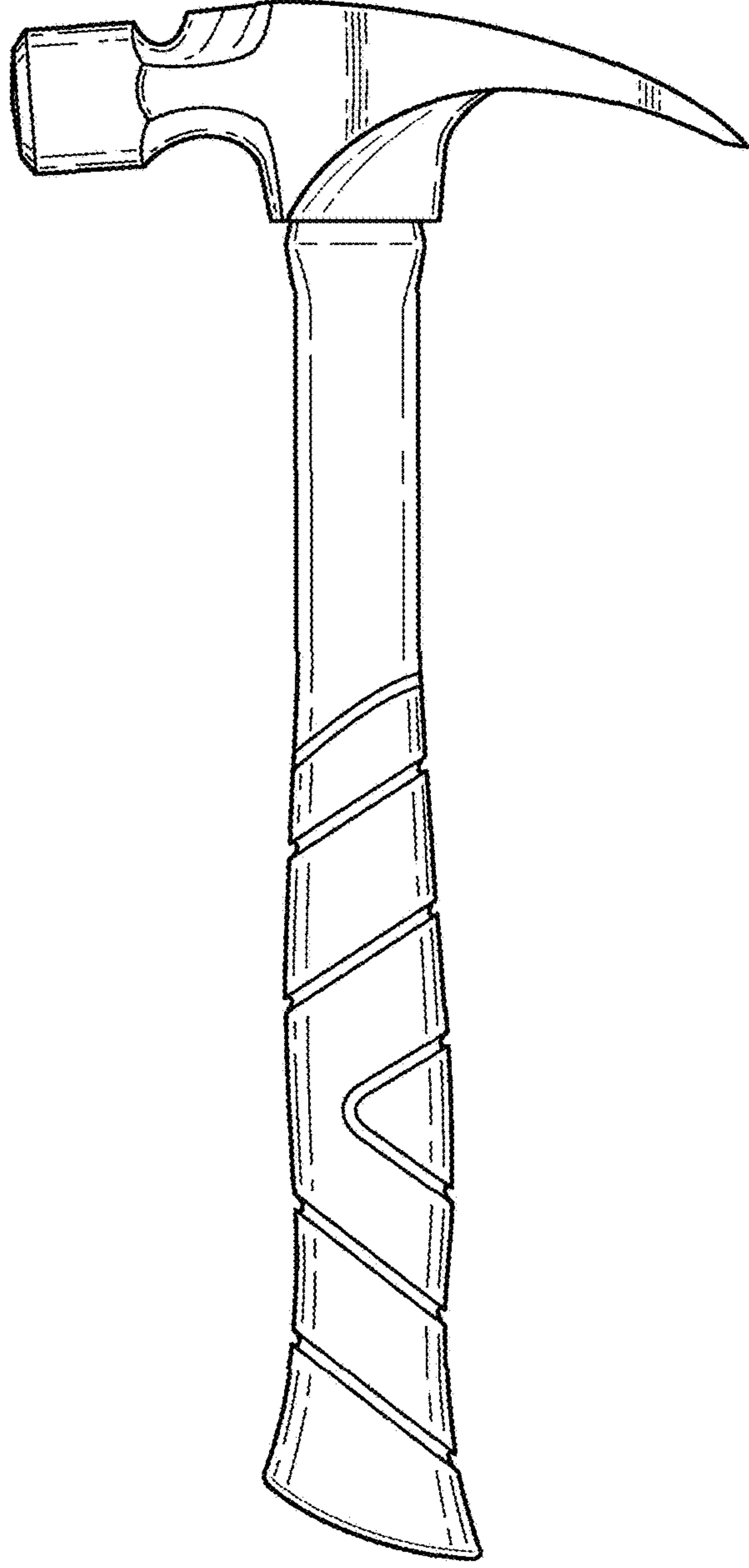


FIG. 4