



US00D826675S

(12) **United States Design Patent** (10) **Patent No.:** **US D826,675 S**
Nelson (45) **Date of Patent:** **** Aug. 28, 2018**

(54) HAMMER	D330,837 S * 11/1992 Harmon D8/80
	5,372,053 A * 12/1994 Lee B25D 1/00
(71) Applicant: Home Depot Product Authority, LLC, Atlanta, GA (US)	81/20
	D370,741 S * 6/1996 Wonderley D28/48
	D381,884 S * 8/1997 Spierer D8/75
(72) Inventor: Michael Nelson, Peachtree City, GA (US)	5,988,020 A * 11/1999 Johnson B25D 1/06
	81/23
	D438,903 S * 3/2001 Rosenbaum D19/199
	D474,667 S * 5/2003 Hung D8/75
(73) Assignee: Home Depot Product Authority, LLC, Atlanta, GA (US)	D497,789 S * 11/2004 Hung D8/78
	D609,072 S * 2/2010 Van Wambeke D8/68
	D611,796 S * 3/2010 Davidson D8/75
(**) Term: 15 Years	D673,022 S * 12/2012 Rosenfeld D8/75
	D736,051 S * 8/2015 Chen D8/78
(21) Appl. No.: 29/563,638	D742,713 S * 11/2015 Nelson D8/78
	D758,819 S * 6/2016 Nelson D8/80
	D779,300 S * 2/2017 Nelson D8/78
(22) Filed: May 6, 2016	2007/0113709 A1 * 5/2007 Krallman B25D 1/045
	81/22

Related U.S. Application Data

(62) Division of application No. 29/465,992, filed on Sep. 3, 2013, now Pat. No. Des. 758,820.

(51) **LOC (11) Cl.** **08-02**

(52) **U.S. Cl.**
USPC **D8/75**

(58) **Field of Classification Search**
USPC D8/1, 11, 75-81, 107, 303;
D22/117-118; 81/19-24; 254/26 R, 26 E
CPC A01B 1/20; A01B 1/227; A01G 23/099;
B25D 1/00; B25D 1/02; B25D 1/04;
B25D 1/045; B25D 1/06; B25D 1/12;
B25G 1/01; B25G 1/02; B25G 1/08;
B25G 1/10; B25G 3/28; B25G 3/34;
B26B 23/00

See application file for complete search history.

References Cited

U.S. PATENT DOCUMENTS

D191,693 S * 10/1961 Forstrom et al. D8/75

4,723,582 A * 2/1988 Caspall B25D 1/00

101/31

5,123,303 A * 6/1992 Lee B25D 1/00

254/26 R

(Continued)

OTHER PUBLICATIONS

<http://www.homedepot.com/p/Husky-22-oz-California-Hickory-Hammer-LHW180710B1D> . . . Downloaded Sep. 5, 2017.*

Primary Examiner — Phillip S Hyder
(74) *Attorney, Agent, or Firm* — Greenberg Traurig, LLP

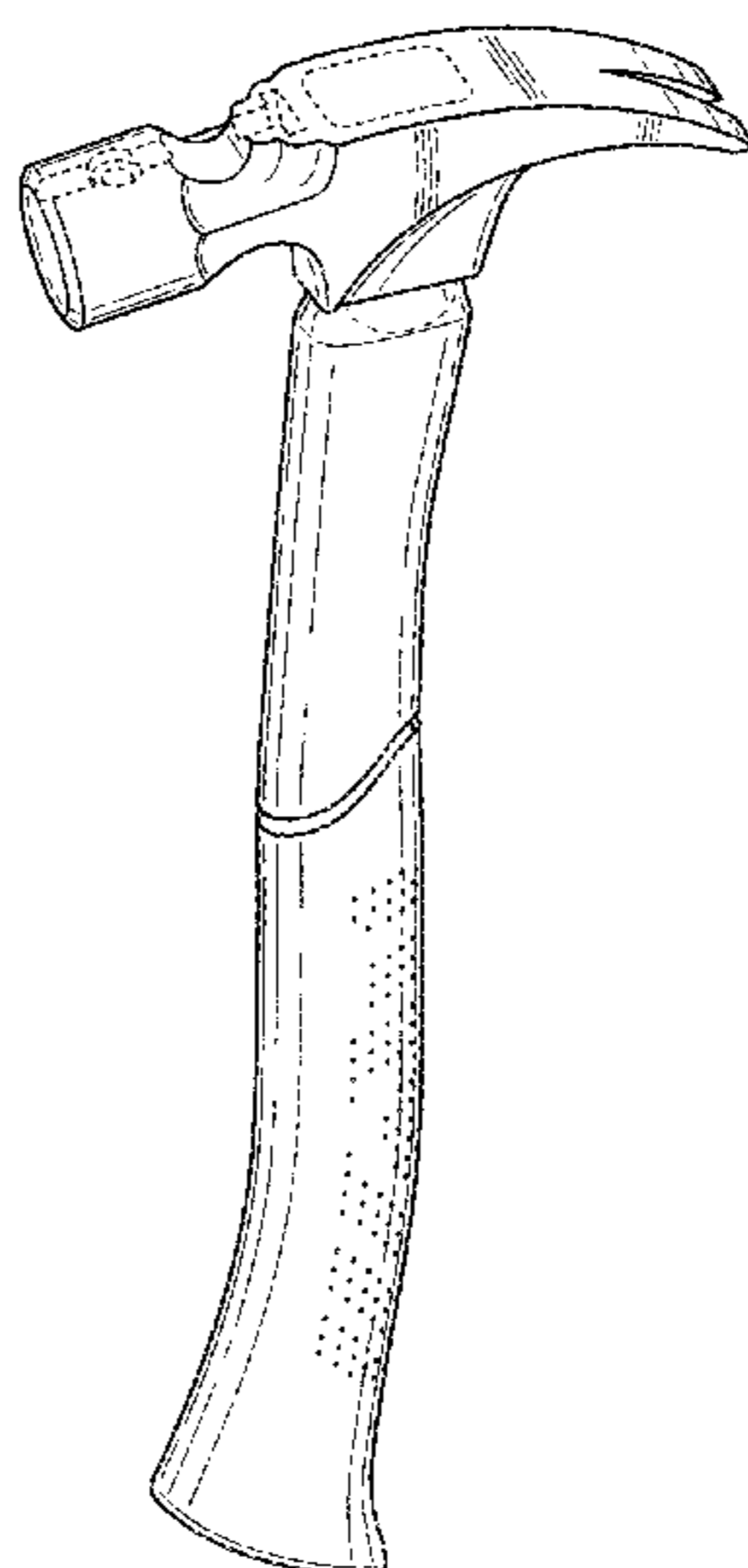
(57) **CLAIM**

The ornamental design for a hammer, as shown and described.

DESCRIPTION

FIG. 1 is a perspective view of a hammer;
FIG. 2 is a rear view of the hammer shown in FIG. 1;
FIG. 3 is a front view of the hammer shown in FIG. 1; and,
FIG. 4 is a right side view of the hammer shown in FIG. 1,
the left side view being a mirror image thereof.
Features shown in broken lines illustrate portions of the
hammer that form no part of the claim.

1 Claim, 2 Drawing Sheets



(56)

References Cited

U.S. PATENT DOCUMENTS

2013/0191961 A1* 8/2013 Litke A63B 71/146
2/161.2

* cited by examiner

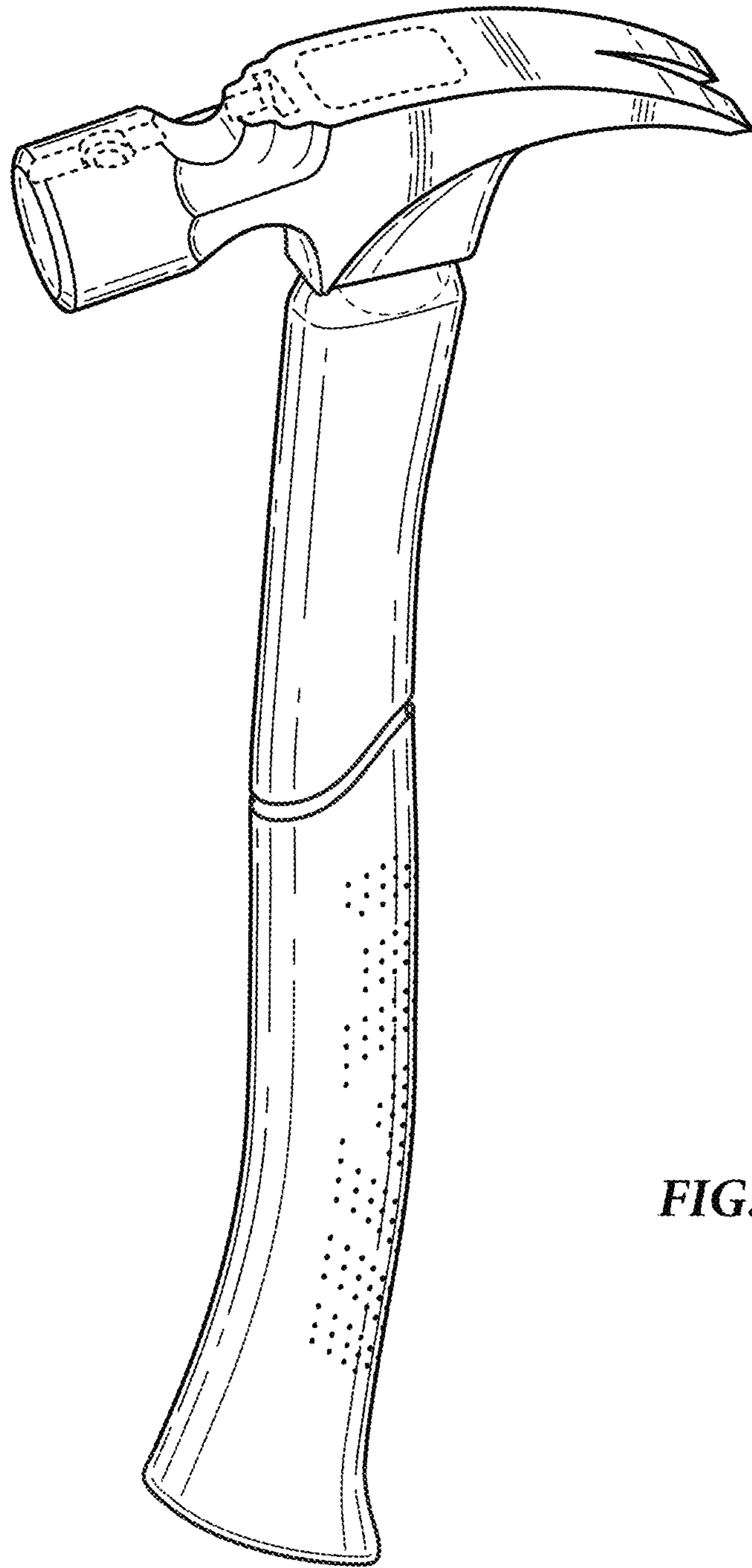


FIG. 1

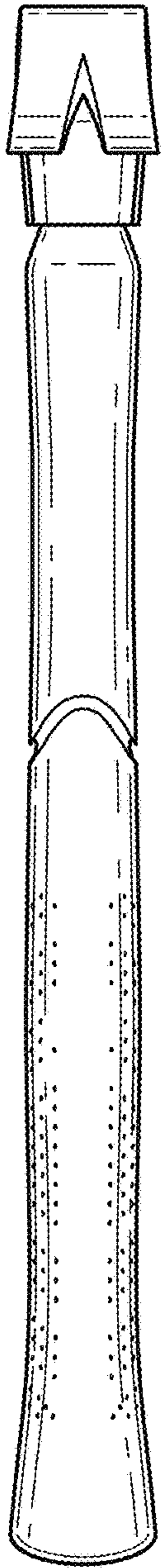


FIG. 2

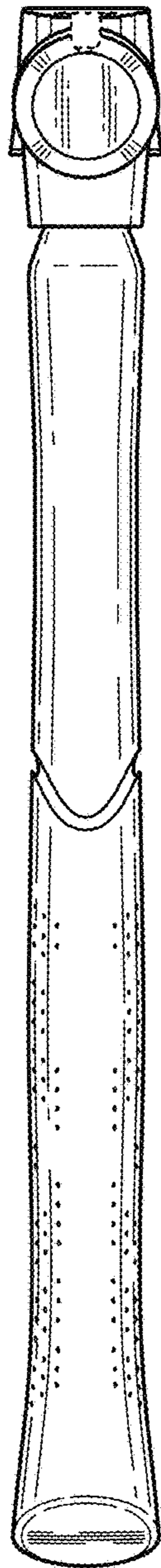


FIG. 3

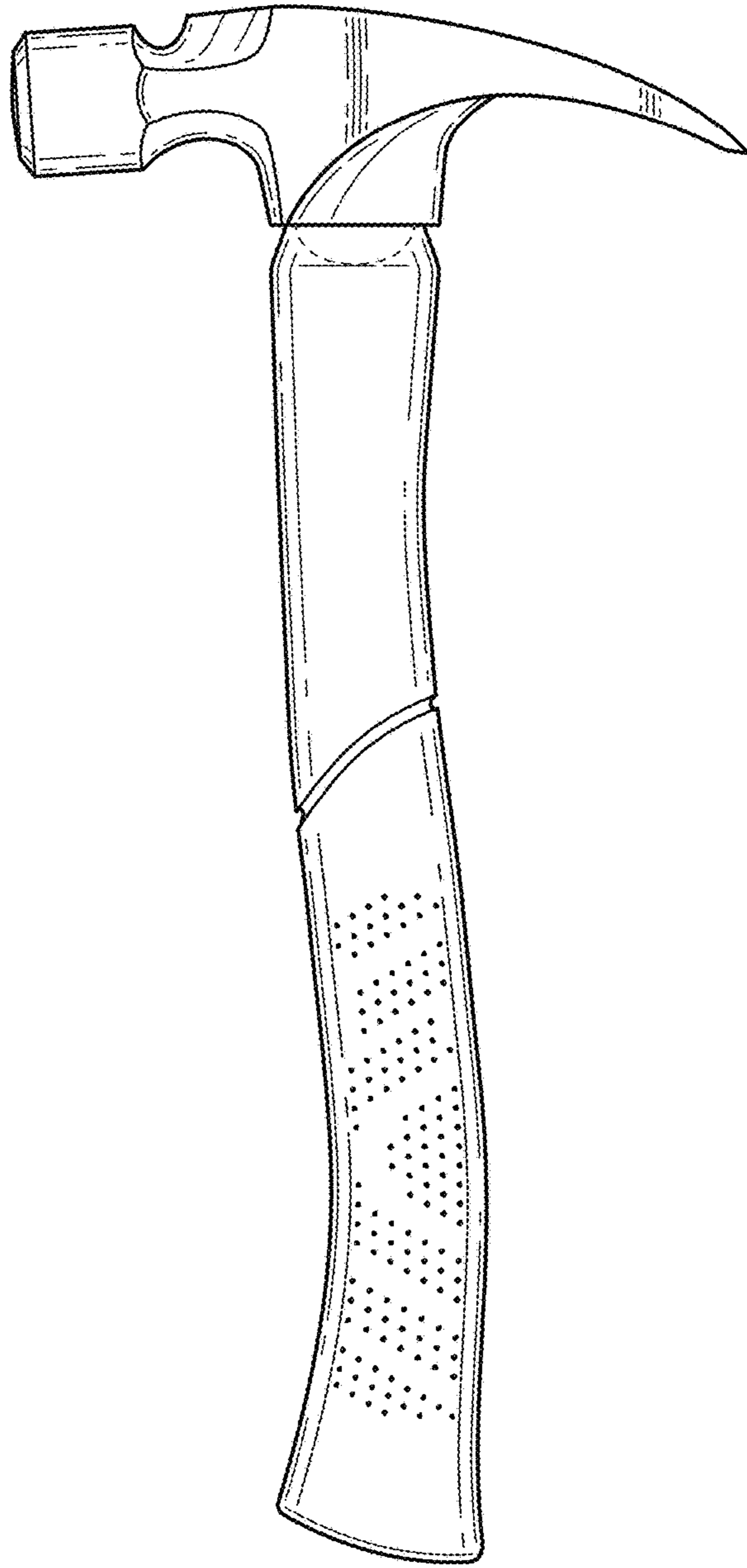


FIG. 4