



US00D826674S

(12) **United States Design Patent** (10) **Patent No.:** **US D826,674 S**
Nelson (45) **Date of Patent:** **** Aug. 28, 2018**

- (54) **HAMMER** D330,837 S * 11/1992 Harmon D8/80
5,372,053 A * 12/1994 Lee B25D 1/00
81/20
- (71) Applicant: **Home Depot Product Authority, LLC,** D370,741 S * 6/1996 Wonderley D28/48
Atlanta, GA (US) D381,884 S * 8/1997 Spierer D8/75
5,988,020 A * 11/1999 Johnson B25D 1/06
81/23
- (72) Inventor: **Michael Nelson,** Peachtree City, GA D438,903 S * 3/2001 Rosenbaum D19/199
(US) D474,667 S * 5/2003 Hung D8/75
D497,789 S * 11/2004 Hung D8/78
D609,072 S * 2/2010 Van Wambeke D8/68
D611,796 S * 3/2010 Davidson D8/75
D673,022 S * 12/2012 Rosenfeld D8/75
D736,051 S * 8/2015 Chen D8/78
D742,713 S * 11/2015 Nelson D8/78
D758,820 S * 6/2016 Nelson D8/80
D779,300 S * 2/2017 Nelson D8/78
2007/0113709 A1 * 5/2007 Krallman B25D 1/045
81/22
- (73) Assignee: **Home Depot Product Authority, LLC,**
Atlanta, GA (US)
- (**) Term: **15 Years**
- (21) Appl. No.: **29/563,634**
- (22) Filed: **May 6, 2016**

Related U.S. Application Data

- (62) Division of application No. 29/465,991, filed on Sep. 3, 2013, now Pat. No. Des. 758,819.
- (51) **LOC (11) Cl.** **08-02**
- (52) **U.S. Cl.**
USPC **D8/75**
- (58) **Field of Classification Search**
USPC D8/1, 11, 75-81, 107, 303;
D22/117-118; 81/19-24; 254/26 R, 26 E
CPC A01B 1/20; A01B 1/227; A01G 23/099;
B25D 1/00; B25D 1/02; B25D 1/04;
B25D 1/045; B25D 1/06; B25D 1/12;
B25G 1/01; B25G 1/02; B25G 1/08;
B25G 1/10; B25G 3/28; B25G 3/34;
B26B 23/00

See application file for complete search history.

(56) **References Cited**

U.S. PATENT DOCUMENTS

- D191,693 S * 10/1961 Forstrom et al. D8/75
- 4,723,582 A * 2/1988 Caspall B25D 1/00
101/31
- 5,123,303 A * 6/1992 Lee B25D 1/00
254/26 R

(Continued)

OTHER PUBLICATIONS

<http://www.homedepot.com/p/Husky-21-oz-Framing-Hammer-with-Wood-Handle-EHS102> . . . Downloaded Sep. 5, 2017.*

Primary Examiner — Phillip S Hyder
(74) *Attorney, Agent, or Firm* — Greenberg Traurig, LLP

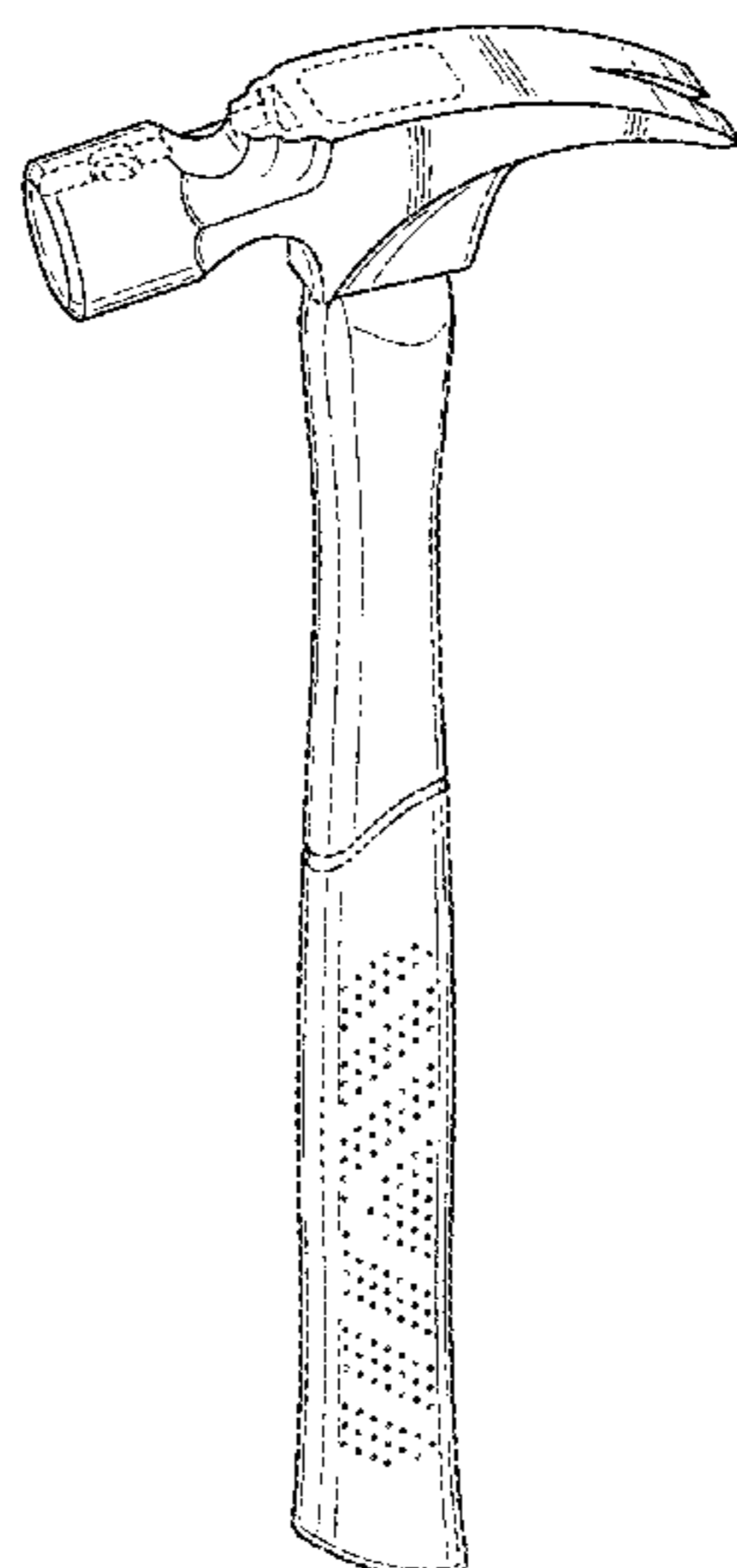
(57) **CLAIM**

The ornamental design for a hammer, as shown and described.

DESCRIPTION

FIG. 1 is a perspective view of a hammer;
FIG. 2 is a rear view of the hammer shown in FIG. 1;
FIG. 3 is a front view of the hammer shown in FIG. 1; and,
FIG. 4 is a right side view of the hammer shown in FIG. 1,
the left side view being a mirror image thereof.
Features shown in broken lines illustrate portions of the
hammer that form no part of the claim.

1 Claim, 2 Drawing Sheets



(56)

References Cited

U.S. PATENT DOCUMENTS

2013/0191961 A1* 8/2013 Litke A63B 71/146
2/161.2

* cited by examiner

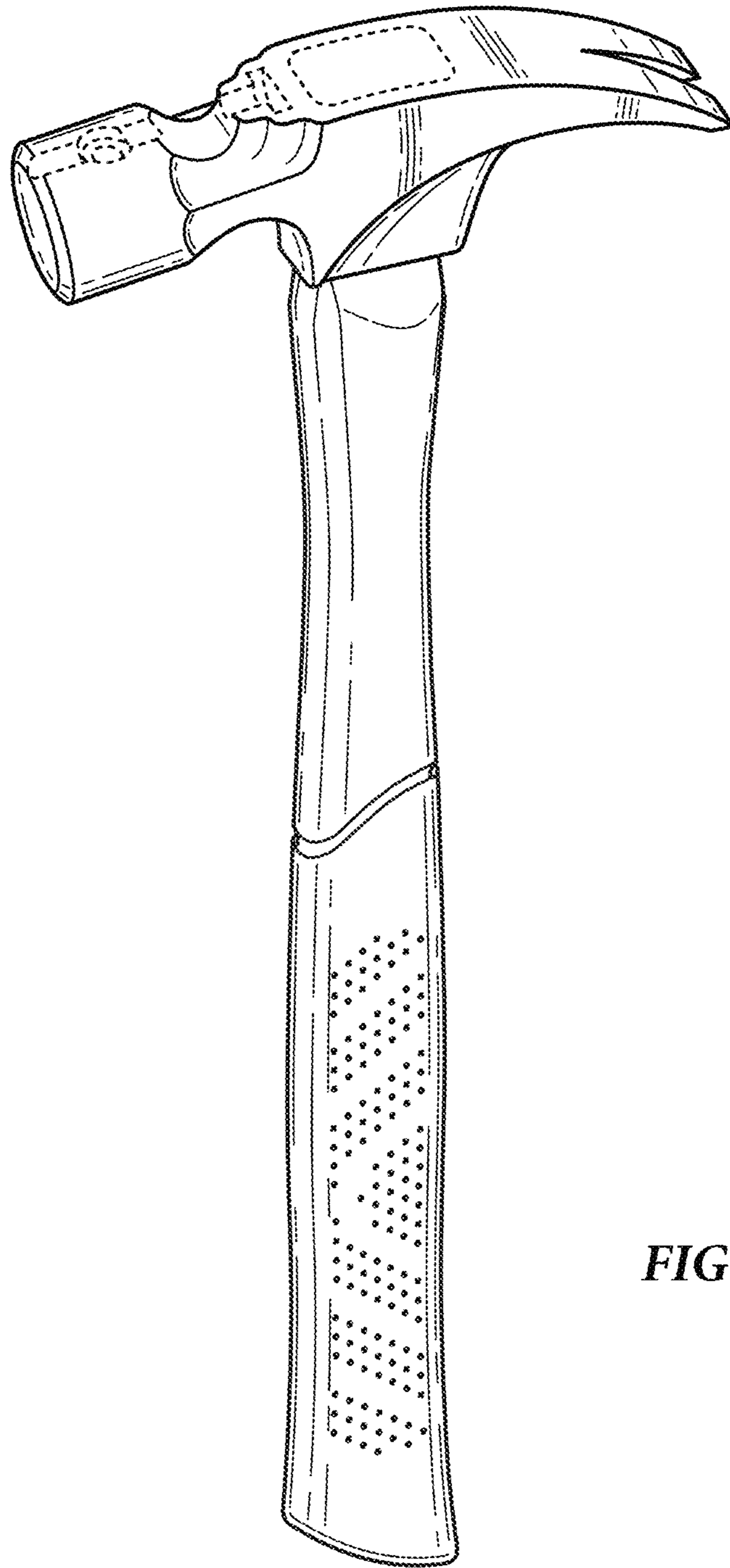


FIG. 1

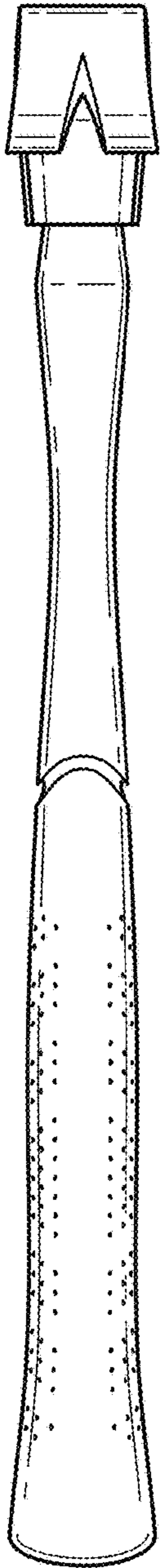


FIG. 2

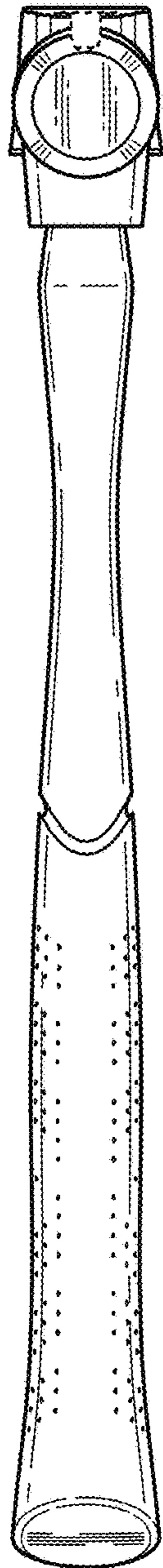


FIG. 3

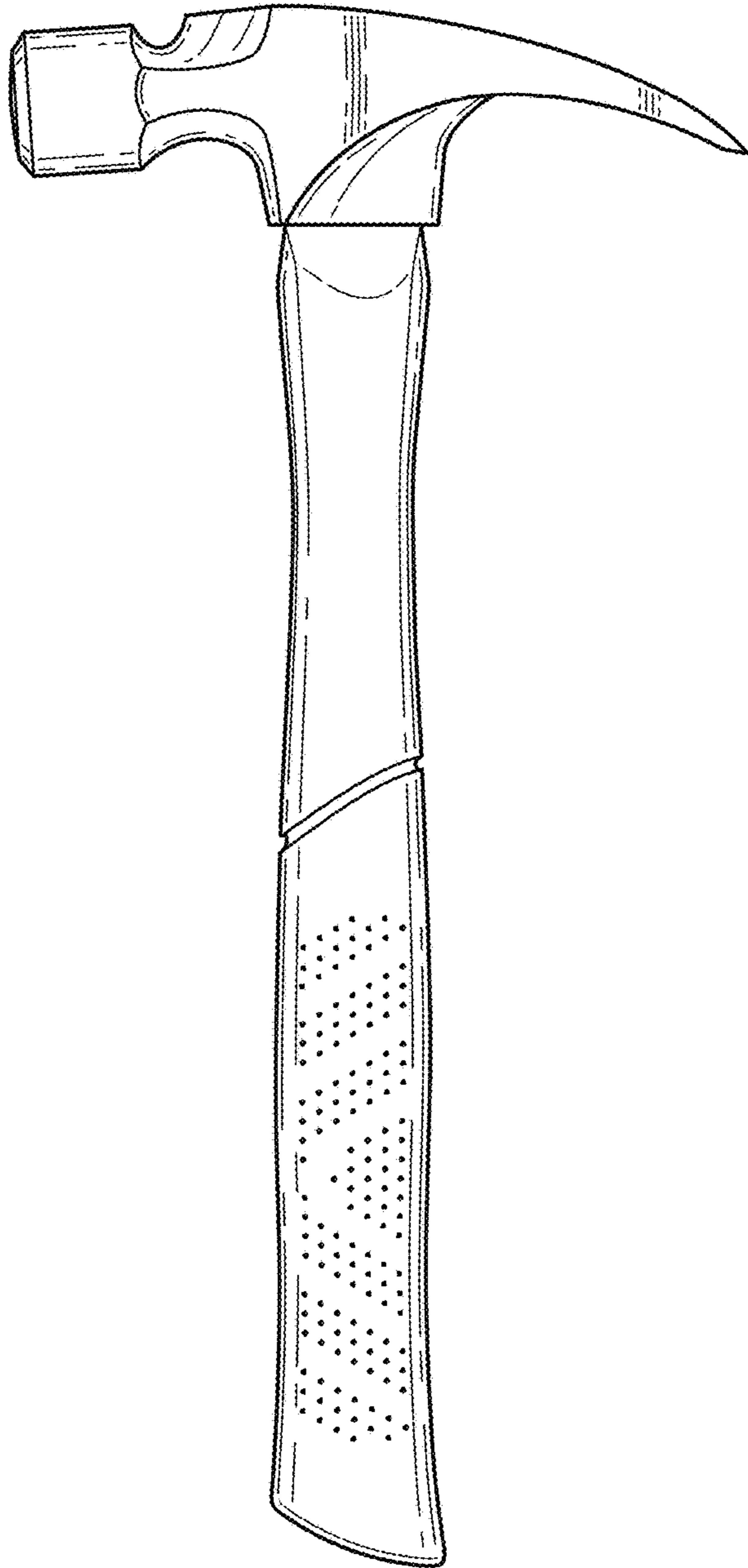


FIG. 4