



US00D826672S

(12) **United States Design Patent**
Strickland

(10) **Patent No.:** **US D826,672 S**

(45) **Date of Patent:** **** Aug. 28, 2018**

(54) **INSTALLATION ASSIST**

(71) Applicant: **Michael Wayne Strickland**, Dayton,
TX (US)

(72) Inventor: **Michael Wayne Strickland**, Dayton,
TX (US)

(**) Term: **15 Years**

(21) Appl. No.: **29/592,129**

(22) Filed: **Jan. 26, 2017**

Related U.S. Application Data

(63) Continuation of application No. 14/714,159, filed on
May 15, 2015, now Pat. No. 9,725,914, which is a
continuation-in-part of application No. 29/421,602,
filed on Aug. 21, 2012, now abandoned.

(51) **LOC (11) Cl.** **08-05**

(52) **U.S. Cl.**

USPC **D8/71**

(58) **Field of Classification Search**

USPC D8/71; 269/6, 3, 95, 166-168; 29/261,
29/266, 280

CPC E04F 21/1861; E04F 21/1844

See application file for complete search history.

(56) **References Cited**

U.S. PATENT DOCUMENTS

6,904,732 B1 * 6/2005 Richmond E04F 21/185
52/127.1

8,453,392 B1 * 6/2013 Hurst E04F 21/185
52/127.2

9,004,421 B2 * 4/2015 Feenstra A62C 35/68
248/200.1
9,004,422 B2 * 4/2015 Feenstra A62C 35/68
248/200.1
9,725,914 B2 * 8/2017 Strickland E04F 21/1844
2011/0284098 A1 * 11/2011 Silcox A62C 35/68
137/15.18
2015/0259930 A1 * 9/2015 Strickland E04F 21/1844
269/309

* cited by examiner

Primary Examiner — Lakiya G Rogers

Assistant Examiner — Harold E Blackwell, II

(74) *Attorney, Agent, or Firm* — Buche & Associates,
P.C.; John K. Buche; Scott D. Compton

(57) **CLAIM**

The ornamental design for an installation assist, as shown
and described.

DESCRIPTION

FIG. 1 is a front perspective view of an installation assist
showing my design;

FIG. 2 is a front view thereof;

FIG. 3 is a back view thereof;

FIG. 4 is a right side view thereof;

FIG. 5 is a left side view thereof;

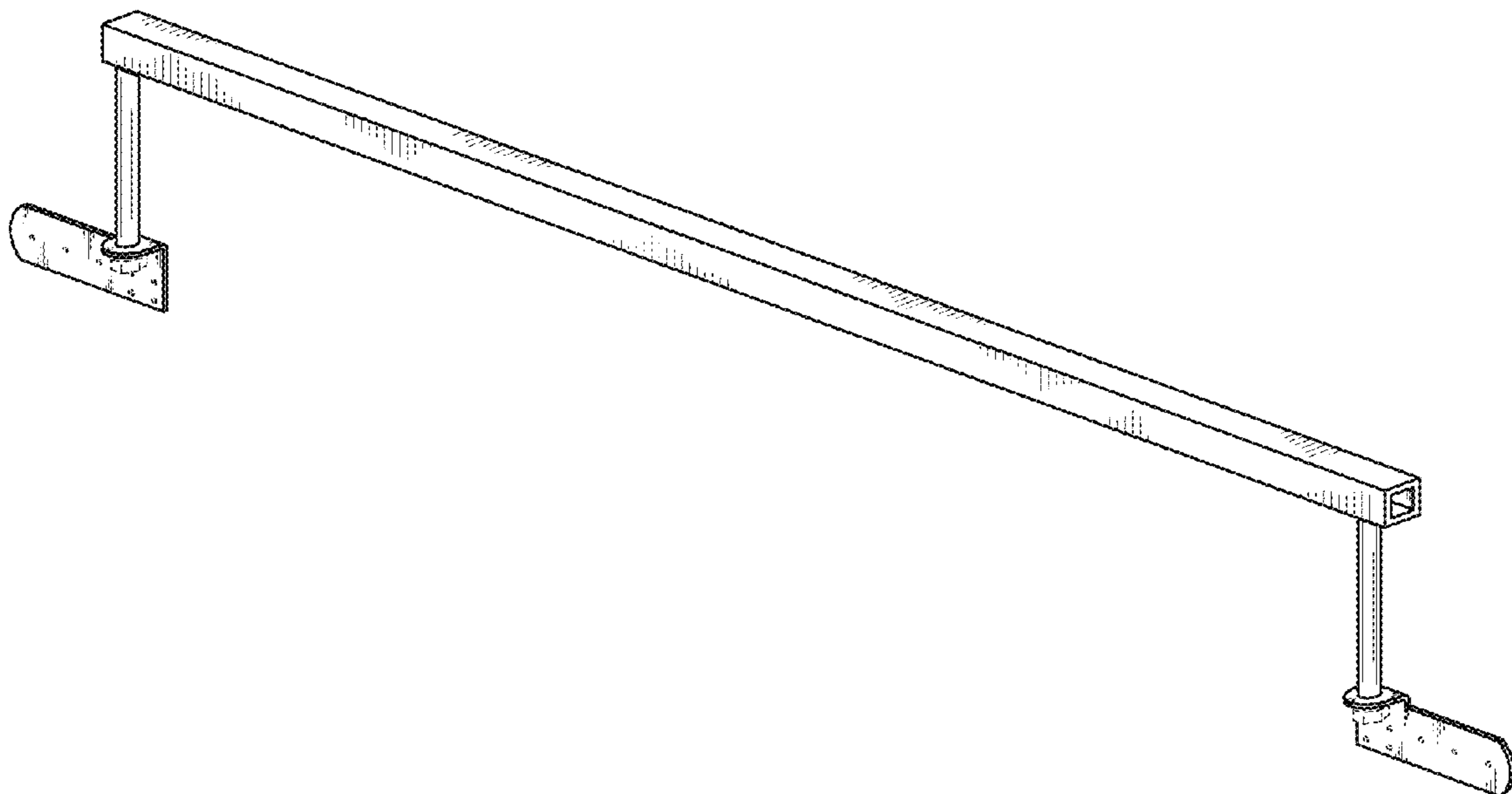
FIG. 6 is a top view thereof;

FIG. 7 is a bottom view thereof; and,

FIG. 8 is another perspective thereof.

The broken line showing of the various Figures are for
environmental purposes only and form no part of the
claimed design.

1 Claim, 4 Drawing Sheets



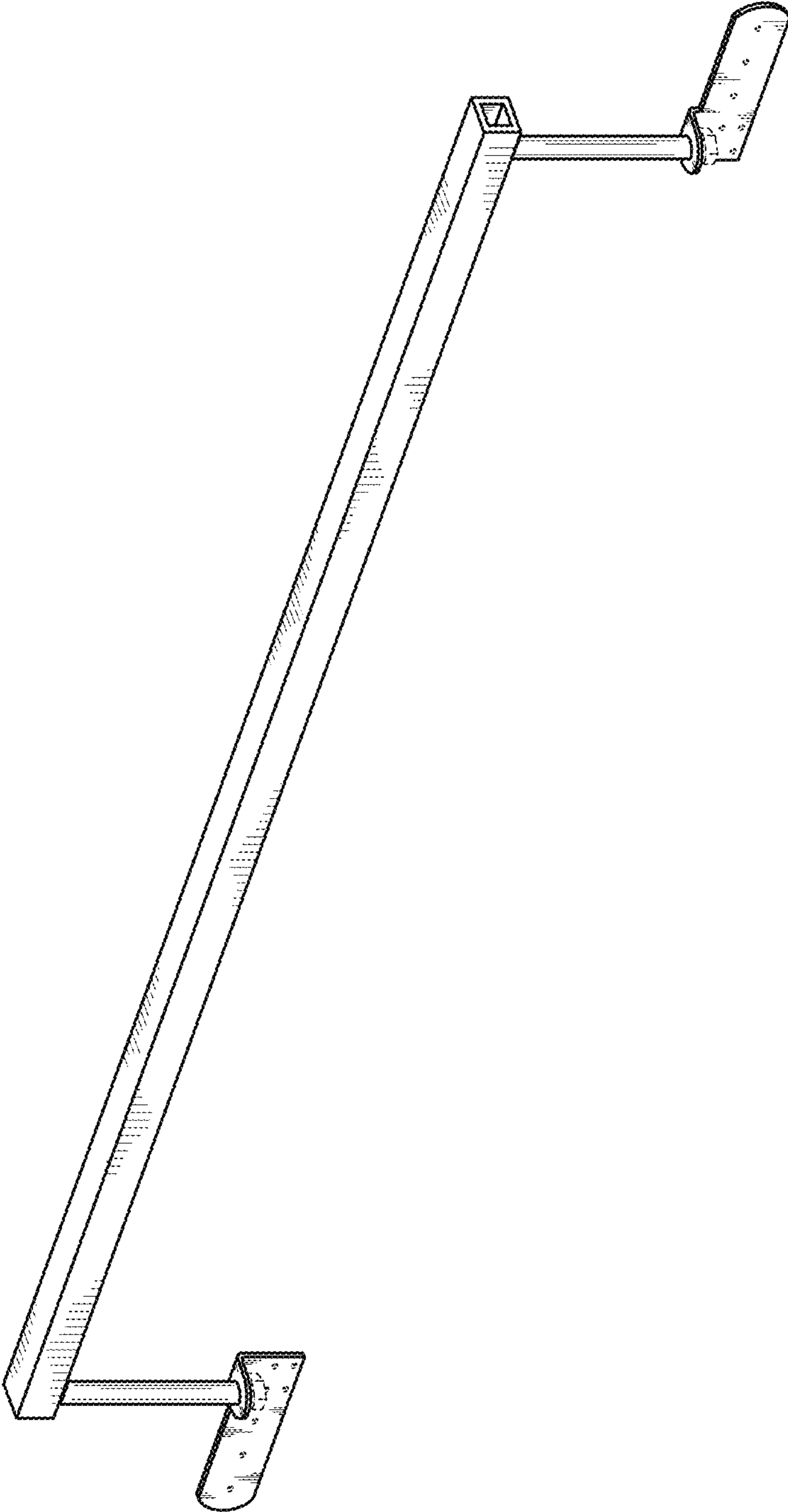


FIG. 1




FIG. 2




FIG. 3




FIG. 4




FIG. 5




FIG. 6




FIG. 7

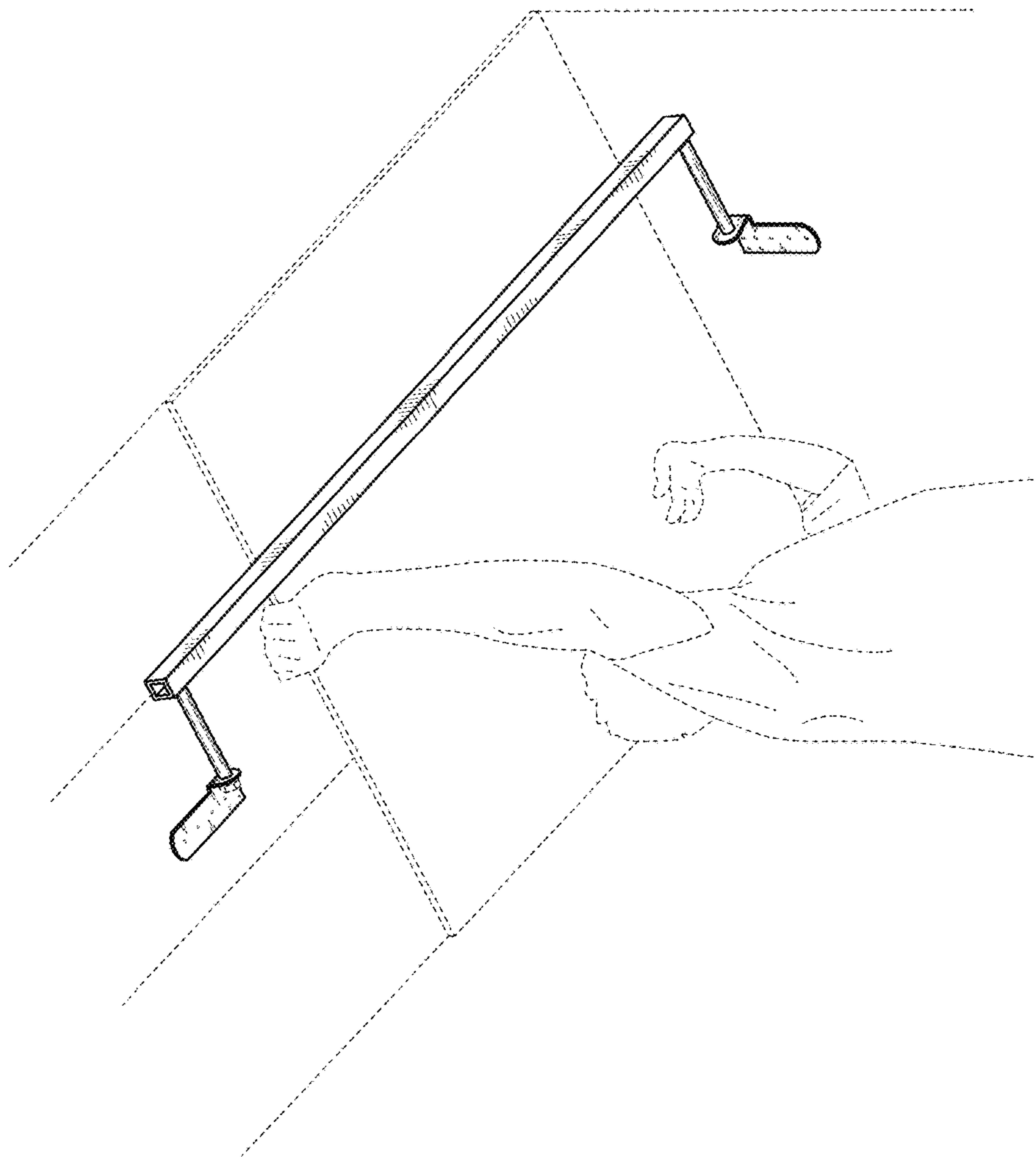


FIG. 8