



US00D826671S

(12) **United States Design Patent** (10) **Patent No.:** **US D826,671 S**
Clark (45) **Date of Patent:** **** Aug. 28, 2018**

(54) **TRACK FOR USE WITH A GUIDED CIRCULAR SAW**

(71) Applicant: **Kreg Enterprises, Inc.**, Huxley, IA (US)

(72) Inventor: **Scott L. Clark**, Boone, IA (US)

(73) Assignee: **KREG ENTERPRISES, INC.**, Huxley, IA (US)

(**) Term: **15 Years**

(21) Appl. No.: **29/589,575**

(22) Filed: **Jan. 3, 2017**

(51) **LOC (11) Cl.** **08-05**

(52) **U.S. Cl.**
USPC **D8/70; D15/133**

(58) **Field of Classification Search**
USPC D8/61, 70, 71; D6/462, 464, 465, 468, D6/477, 479, 491-495, 499, 509; D15/133, 138, 139, 140, 141; D25/60, D25/119, 122, 125; D26/1, 24, 25, 61, D26/72, 80, 81, 84, 86, 87, 88, 90, 113, D26/138, 141, 145
CPC .. B27B 9/04; B27G 5/02; B27G 19/08; B23D 45/006; B23D 47/02; B23D 47/04; B23D 59/003; B25H 1/04; B25H 1/10; B25H 1/16; B26D 7/0006
See application file for complete search history.

(56) **References Cited**

U.S. PATENT DOCUMENTS

D298,040 S	*	10/1988	Legler	D15/133
D326,103 S	*	5/1992	Hempy	D15/141
D387,782 S	*	12/1997	Letendre	D15/133
D402,214 S	*	12/1998	Logwood	D10/65
D404,404 S	*	1/1999	Lane	D15/133
D415,177 S	*	10/1999	Miller	D15/133

D425,437 S	*	5/2000	Defelice	D10/65
D428,899 S	*	8/2000	Brutscher	D15/133
D449,318 S	*	10/2001	Schoene	D15/133
D461,695 S	*	8/2002	Van Wambeke	D8/70
D512,893 S	*	12/2005	Cowan	D8/70
D557,296 S	*	12/2007	Apodaca	D15/133
D572,375 S	*	7/2008	Morton	D25/121
D603,238 S	*	11/2009	Lawrence	D8/70
D666,033 S	*	8/2012	Sauer	D8/377
D682,327 S	*	5/2013	Perez	D15/140
D700,379 S	*	2/2014	Sid	D26/24
D752,422 S	*	3/2016	Veilleux	D8/377
D752,656 S	*	3/2016	Meyer	D15/28
D805,417 S	*	12/2017	Thompson	D10/121
9,878,380 B2	*	1/2018	Gass	B23D 47/025
D811,204 S	*	2/2018	Weldon	D8/377
2014/0026725 A1	*	1/2014	Makropoulos	B27B 9/04
					83/13
2014/0182443 A1	*	7/2014	Bokelaar	B26D 7/0006
					83/829
2015/0047484 A1	*	2/2015	Lane	B23D 45/006
					83/56

(Continued)

Primary Examiner — Darlington Ly

(74) *Attorney, Agent, or Firm* — Christopher A. Proskey; BrownWinick Law Firm

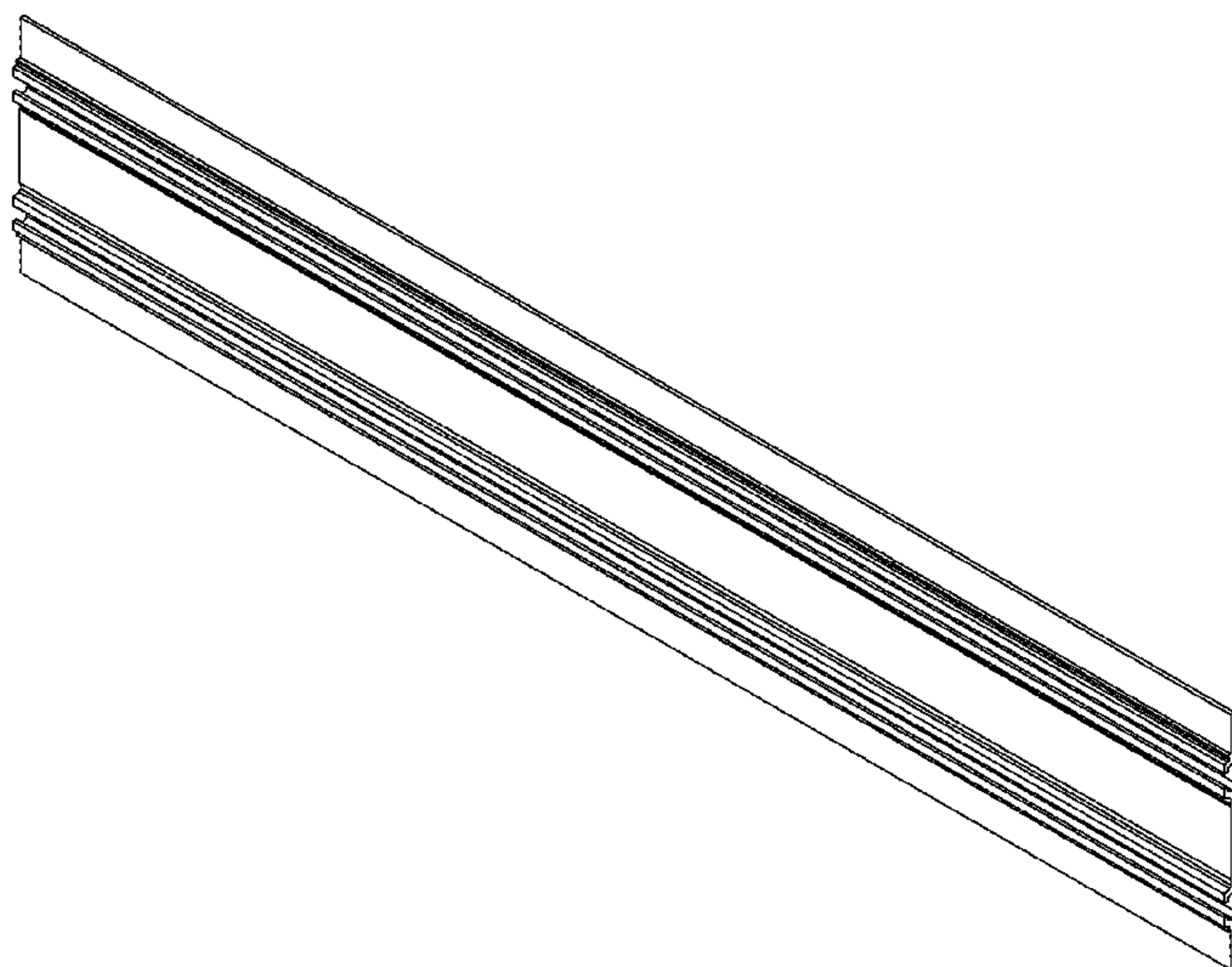
(57) **CLAIM**

The ornamental design for a track for use with a guided circular saw, as shown and described.

DESCRIPTION

FIG. 1 is a bottom perspective view of a guided track for circular saw showing my new design; FIG. 2 is a top perspective view thereof; FIG. 3 is a bottom plan view thereof; FIG. 4 is a top plan view thereof; FIG. 5 is a front elevation view thereof, to which the rear elevation view is a mirror image; and, FIG. 6 is a right side elevation view thereof, to which the left side elevation view is a mirror image.

1 Claim, 6 Drawing Sheets



(56)

References Cited

U.S. PATENT DOCUMENTS

2017/0312908 A1* 11/2017 Judge B25H 1/04
2017/0355095 A1* 12/2017 Stankovic B27B 9/04
2017/0361387 A9* 12/2017 Jonsson B23D 57/02
2017/0368620 A1* 12/2017 Stone B27B 5/07

* cited by examiner

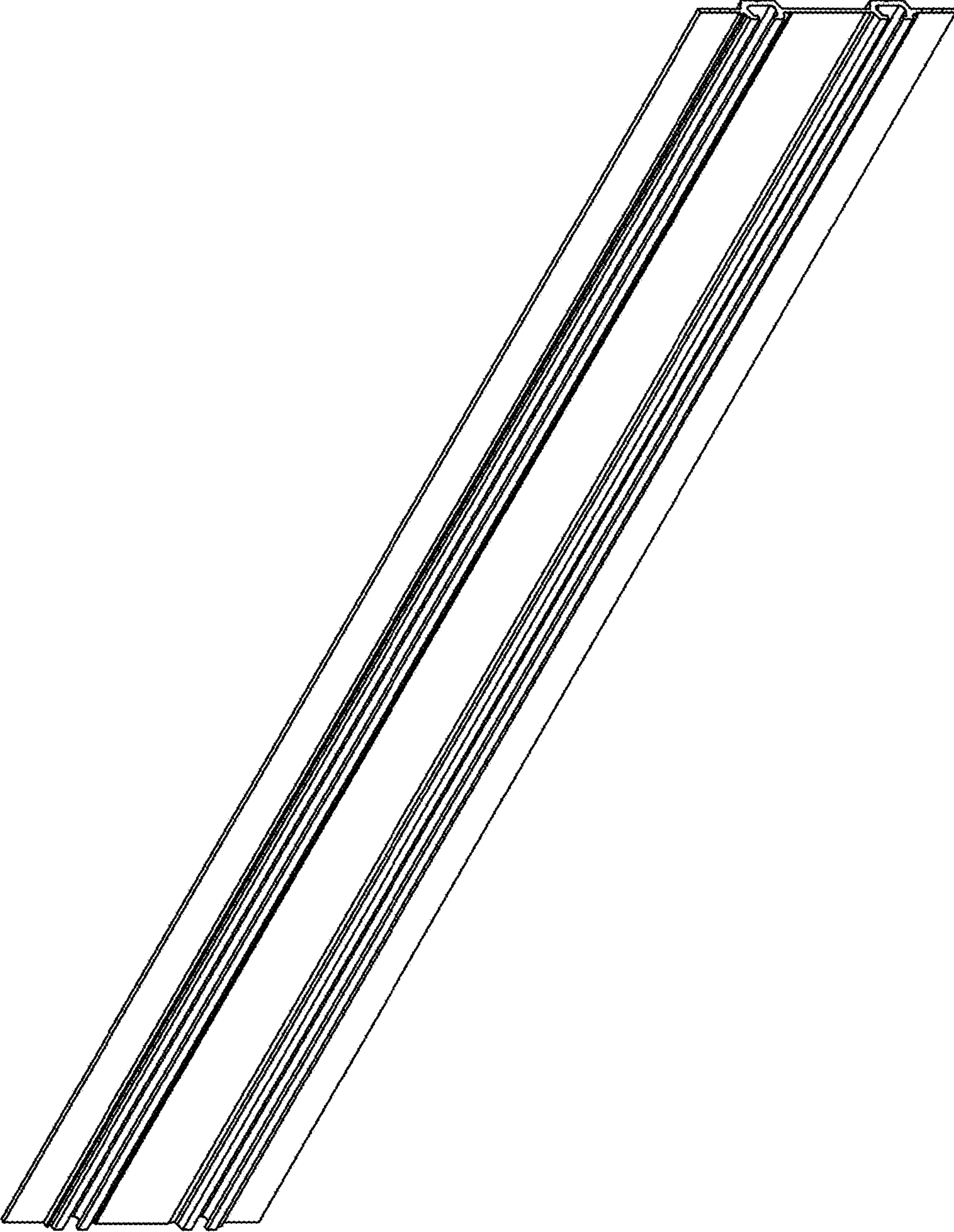


FIG. 1

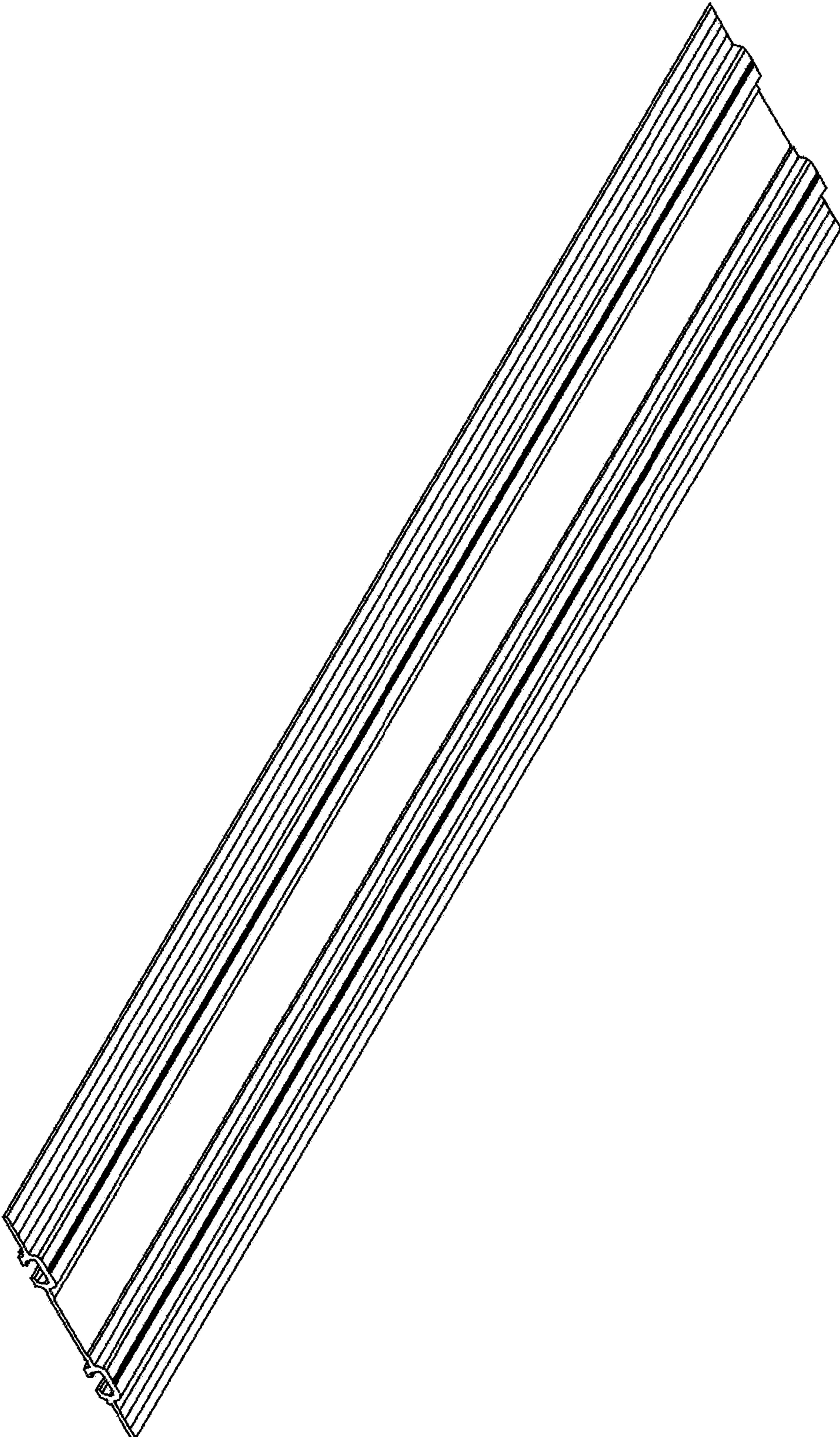


FIG. 2




FIG. 4

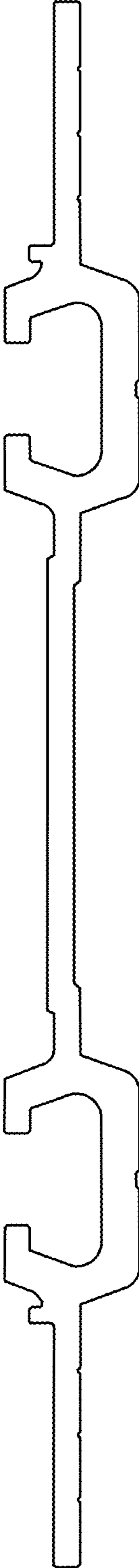


FIG. 5



FIG. 6