



US00D826640S

(12) **United States Design Patent** (10) **Patent No.:** **US D826,640 S**
Hirschhorn (45) **Date of Patent:** **** Aug. 28, 2018**

(54) **DECANTER AND BASE**

FOREIGN PATENT DOCUMENTS

(71) Applicant: **Liran Hirschhorn**, Fresh Meadows,
NY (US)

CN 303645696 4/2016
EM 003831874-0002 4/2017

(72) Inventor: **Liran Hirschhorn**, Fresh Meadows,
NY (US)

OTHER PUBLICATIONS

(**) Term: **15 Years**

Review skull whiskey decanter and glass set, <https://www.kendallgiles.com/2017/11/review-skull-whiskey-decanter-glass-set/>, Nov. 23, 2017.

(21) Appl. No.: **29/637,311**

Primary Examiner — Marianne Pandozzi

(22) Filed: **Feb. 15, 2018**

(74) Attorney, Agent, or Firm — DLA Piper LLP (US)

Related U.S. Application Data

(63) Continuation of application No. 29/627,396, filed on
Nov. 27, 2017.

(51) **LOC (11) Cl.** **07-01**

(52) **U.S. Cl.**
USPC **D7/507; D7/505; D7/301; D7/553.5;**
D9/626

(58) **Field of Classification Search**

USPC **D7/505, 507, 517, 301, 553.5, 701;**
D9/626; 220/575

CPC **B65D 1/36; A47G 19/10**
See application file for complete search history.

(56) **References Cited**

U.S. PATENT DOCUMENTS

D23,399 S * 6/1894 Lee D9/626
D93,405 S * 9/1934 Kanter D7/507
D123,047 S * 10/1940 Brooks D28/77
D279,259 S 6/1985 Bixler et al.
D312,949 S 12/1990 Persch
D345,083 S * 3/1994 Rosenfield D7/553.5
D459,213 S 6/2002 Buboltz et al.
D507,456 S * 7/2005 Hoekstra D7/505
D589,360 S 3/2009 Alexander
D605,541 S * 12/2009 Hu D10/114.1
D606,774 S * 12/2009 Kohli D6/406.6
D610,549 S * 2/2010 Baker D13/154
D652,680 S * 1/2012 Straka D7/300.1

(Continued)


(57) **CLAIM**

The ornamental design for a decanter and base, as shown
and described.

DESCRIPTION

FIG. 1 is a top plan view of a decanter and base showing my
new design;
FIG. 2 is a front perspective view thereof;
FIG. 3 is a rear perspective view thereof;
FIG. 4 is a left side perspective view thereof;
FIG. 5 is a right side perspective view thereof;
FIG. 6 is an environmental front view thereof;
FIG. 7 is a right side perspective thereof;
FIG. 8 is a left side perspective view thereof;
FIG. 9 is a top plan view of the decanter and base with the
decanter removed for ease of illustration;
FIG. 10 is a side perspective view thereof;
FIG. 11 is a rear perspective view thereof;
FIG. 12 is a left side perspective view thereof;
FIG. 13 is a right side perspective view thereof;
FIG. 14 is a top perspective view thereof; and,
FIG. 15 is another top perspective view thereof.
The broken lines in the drawings depict portions of the
decanter and base that form no part of the claimed design.

1 Claim, 15 Drawing Sheets



(56)

References Cited

U.S. PATENT DOCUMENTS

D666,356	S	*	8/2012	Chaoui	D27/162
D671,420	S	*	11/2012	Hodge	D9/625
D686,503	S	*	7/2013	Finamore	D9/625
D686,770	S	*	7/2013	Orozco	D26/143
D691,415	S	*	10/2013	Mason	D7/396.2
D692,309	S	*	10/2013	Savee	D9/626
D699,227	S	*	2/2014	Erickson	D14/225
D714,159	S	*	9/2014	Fallon	D9/626
D719,406	S	*	12/2014	Mason	D7/517
D720,625	S	*	1/2015	Olson	D9/626
D730,489	S	*	5/2015	McCollum	D23/233
D737,104	S		8/2015	Sobotka		
D747,926	S	*	1/2016	Mason	D7/514
D769,126	S	*	10/2016	Berthe	D9/620
D774,369	S		12/2016	Harris		
D789,162	S		6/2017	Almaguer		
D809,866	S	*	2/2018	Ruby	D7/517

* cited by examiner

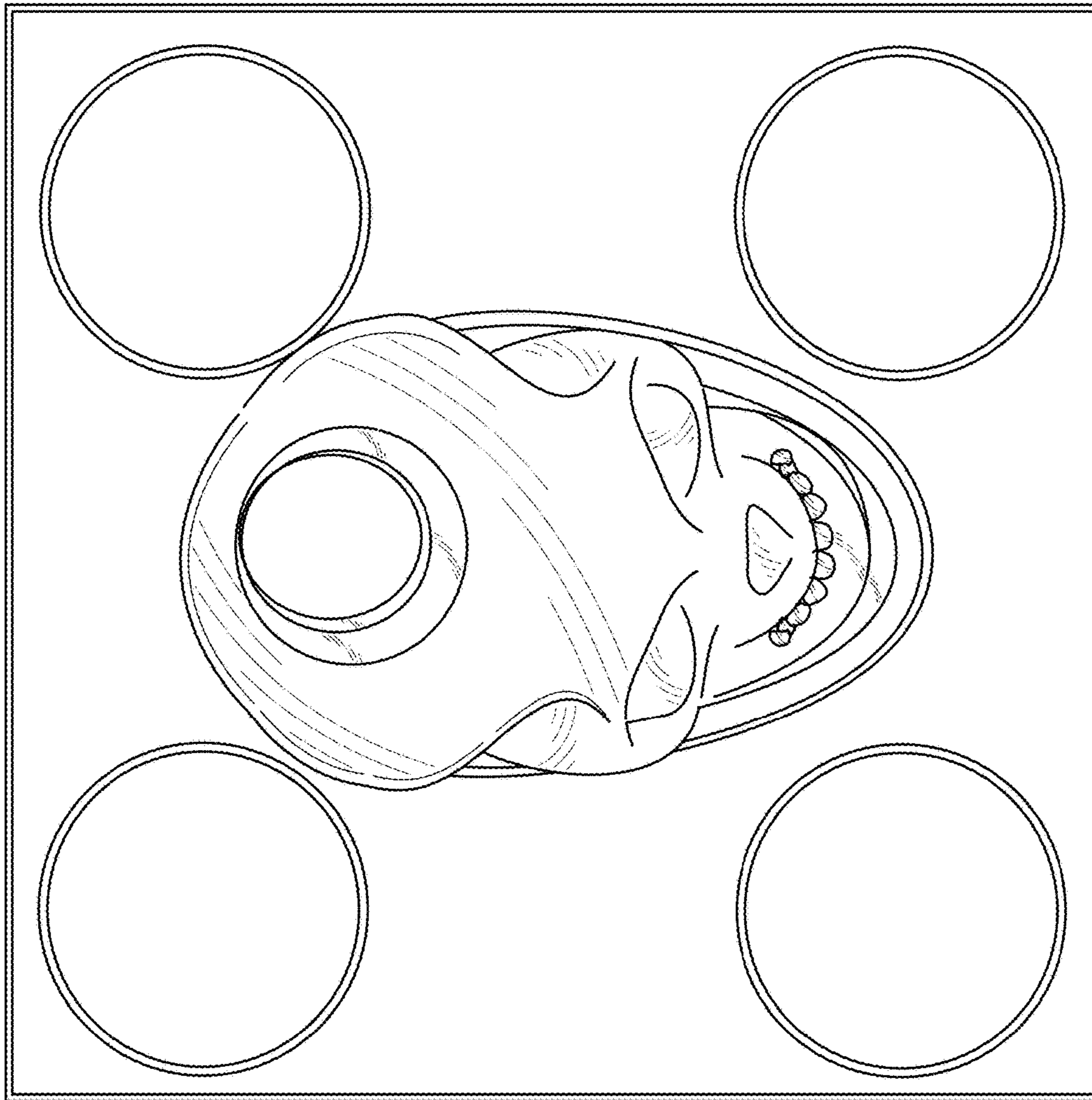


Figure 1




Figure 2

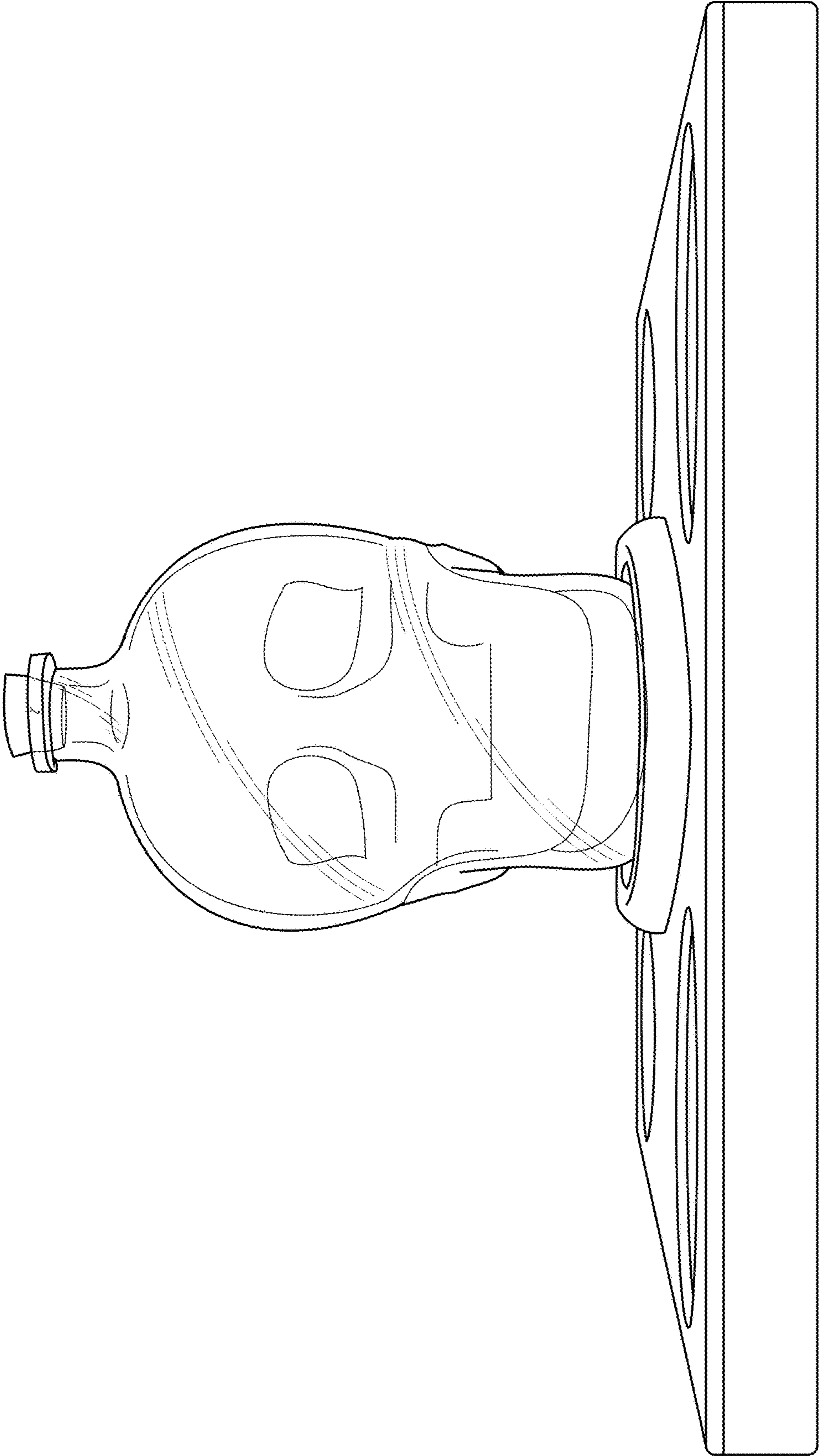


Figure 3

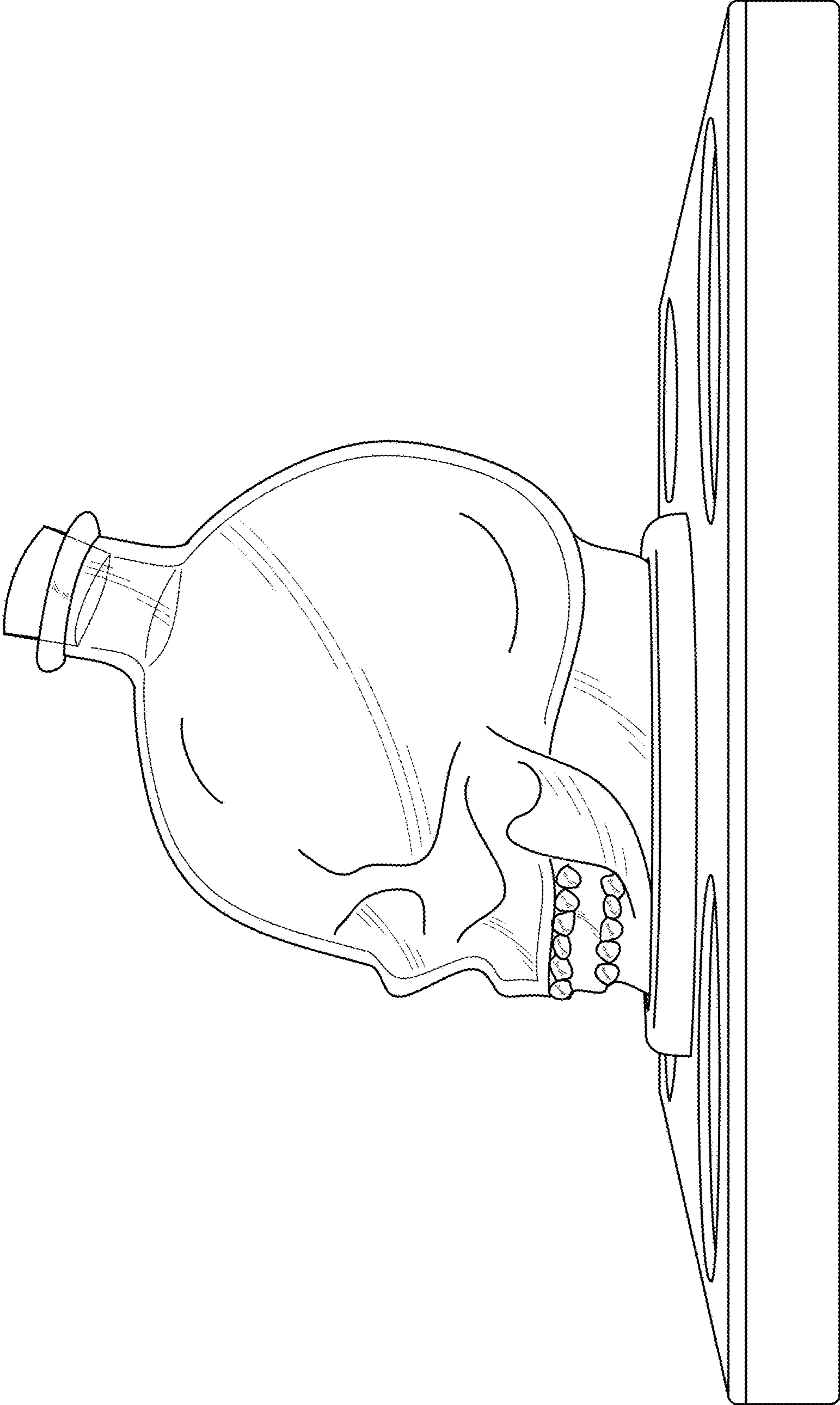


Figure 4

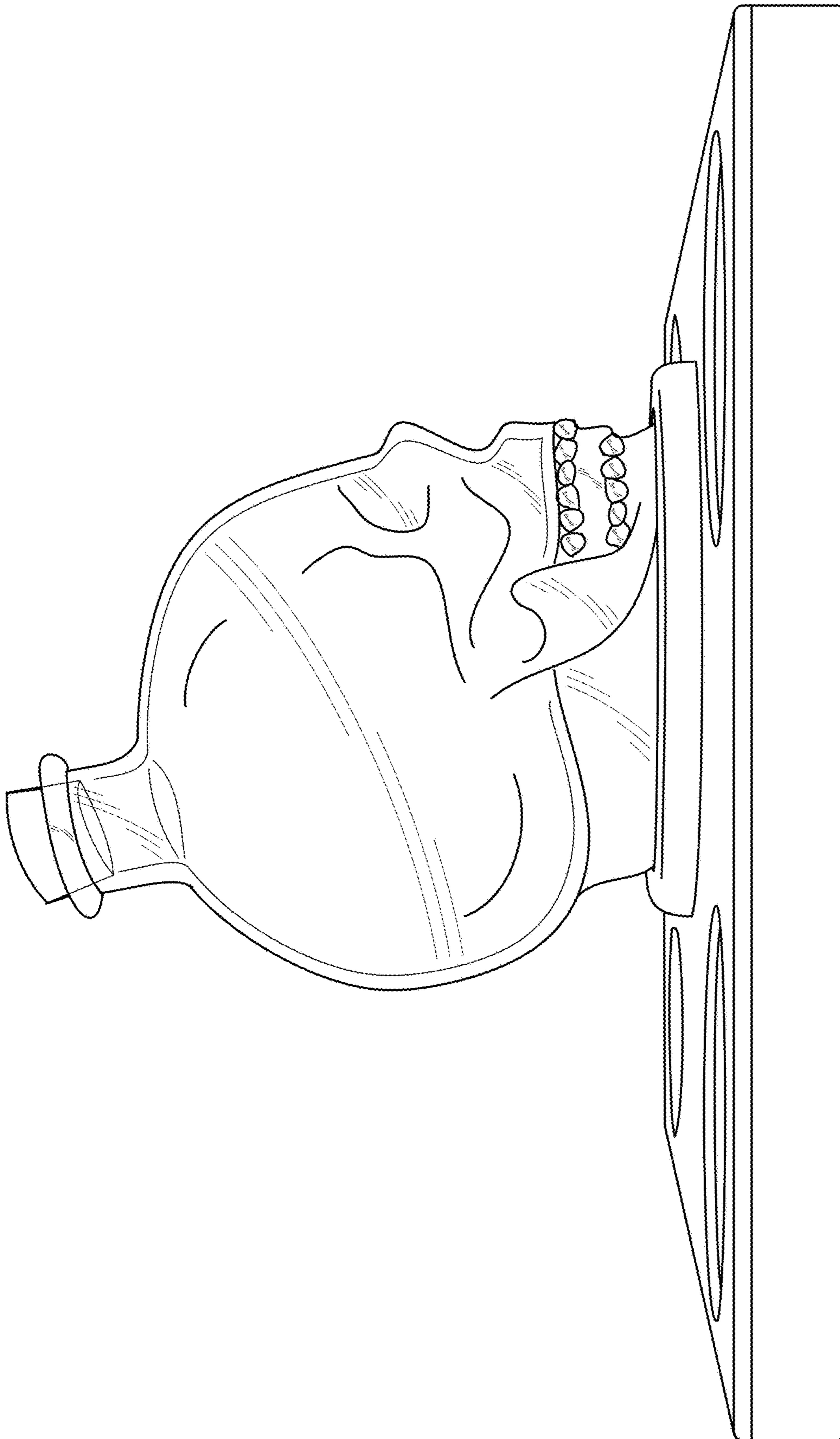


Figure 5




Figure 6

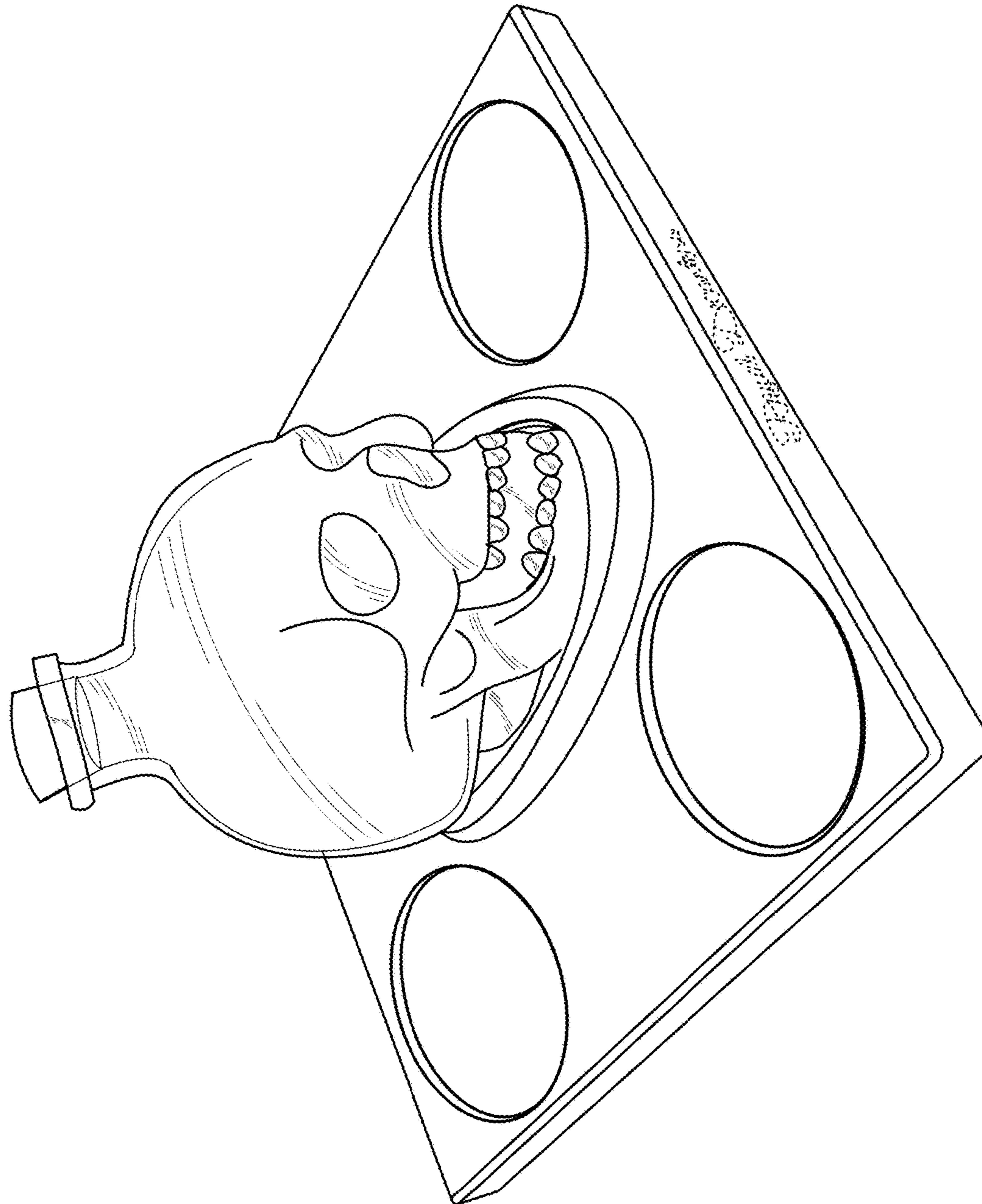


Figure 7

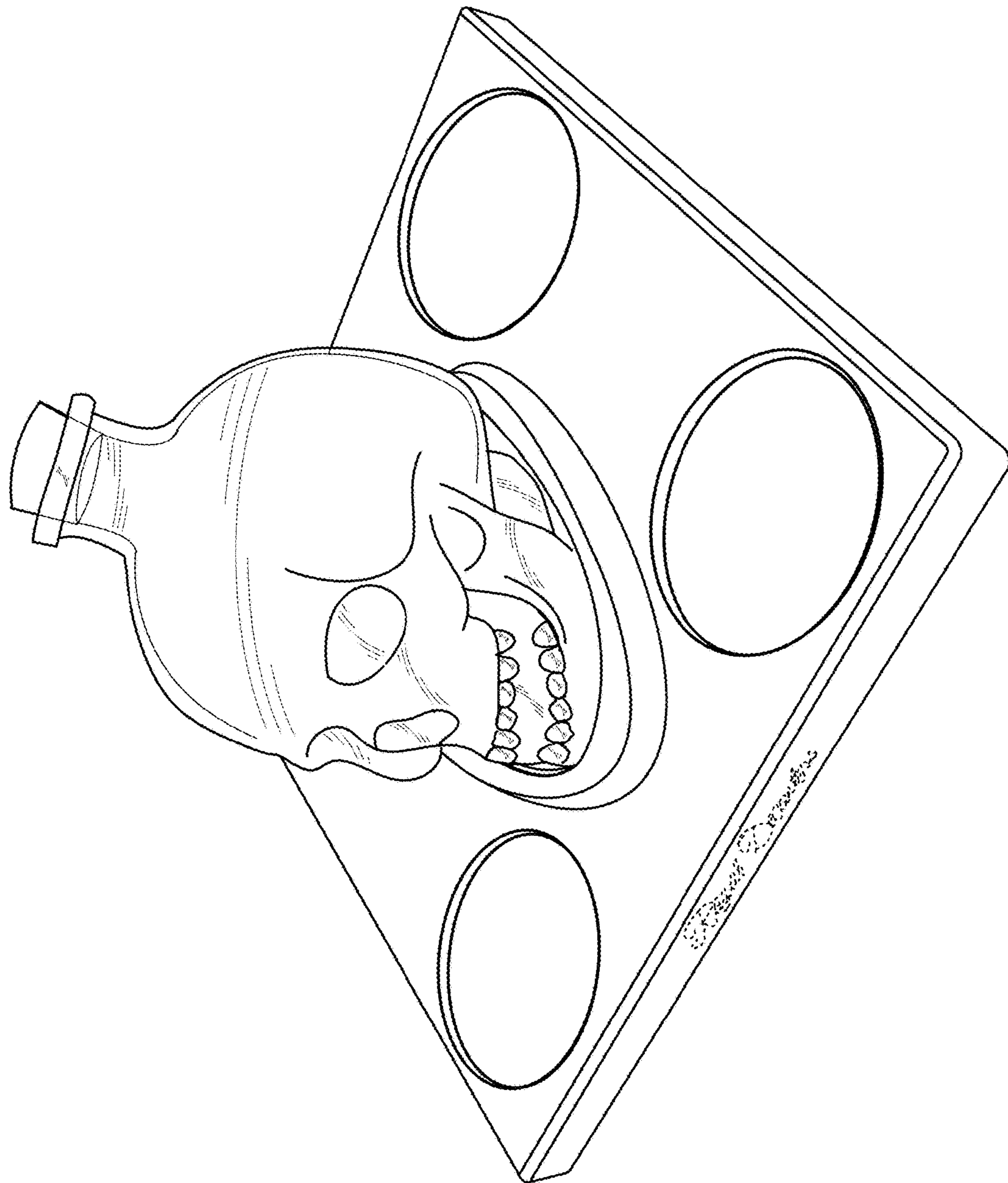


Figure 8

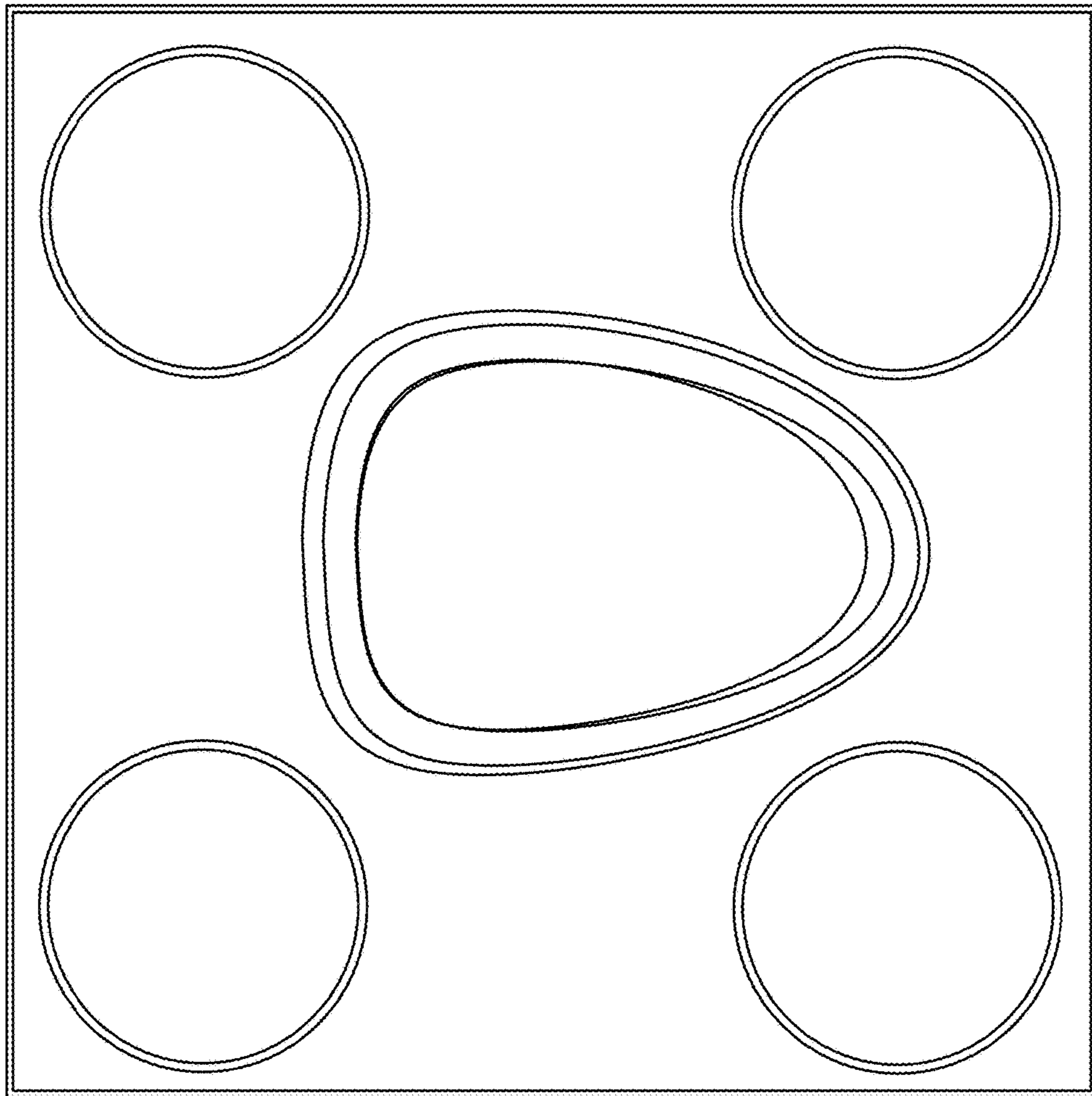


Figure 9




Figure 10




Figure 11




Figure 12




Figure 13

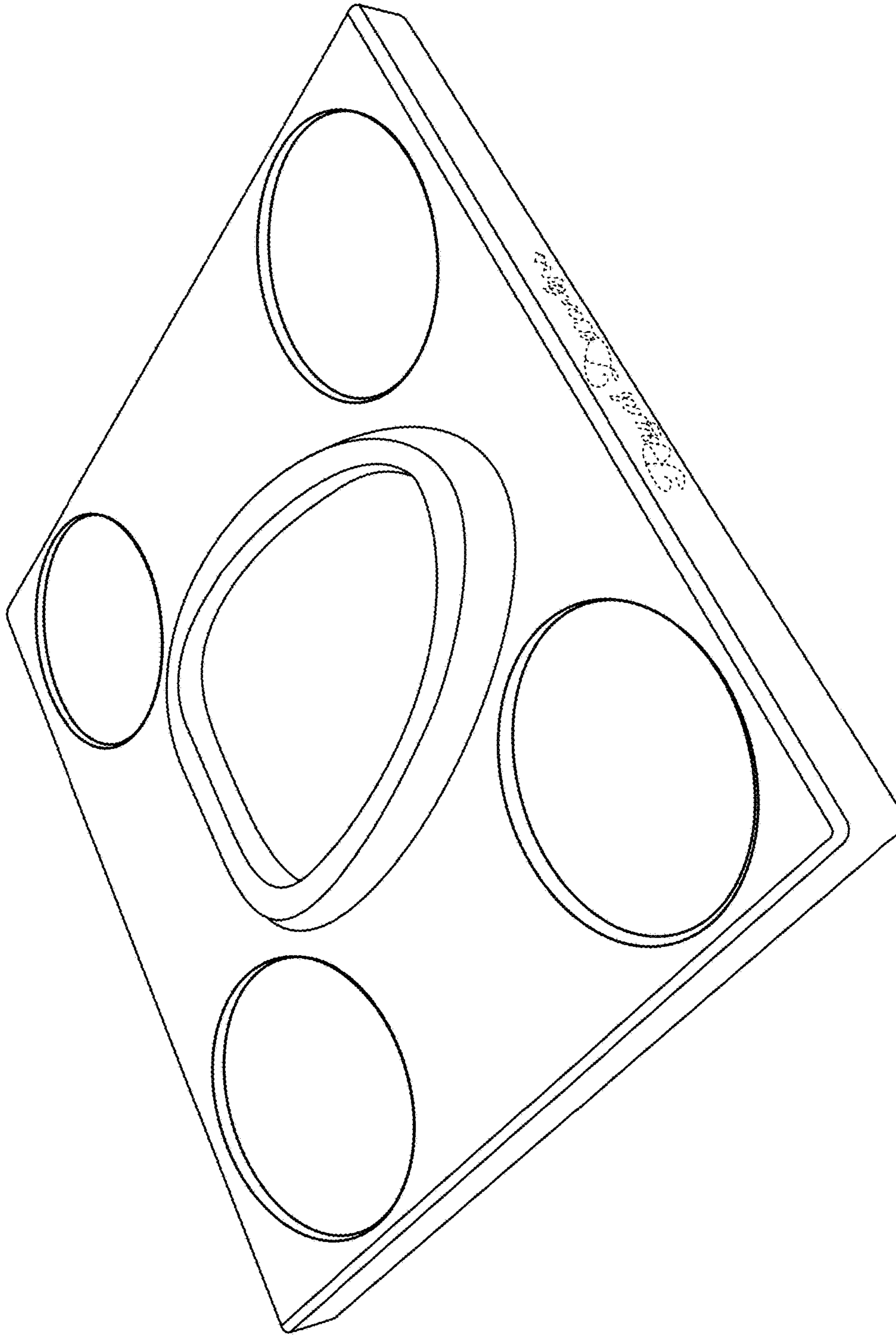


Figure 14

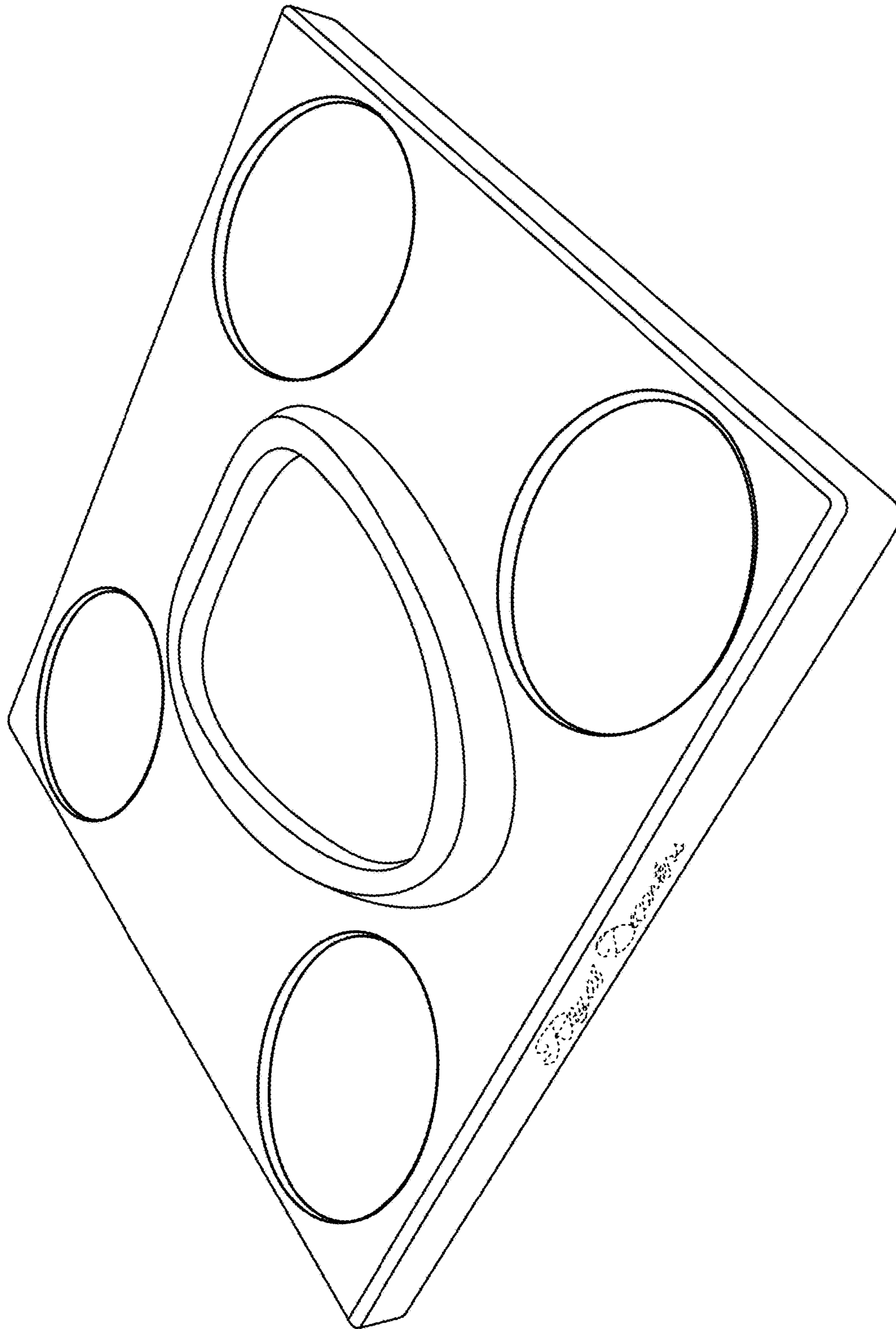


Figure 15