



US00D826626S

(12) **United States Design Patent** (10) **Patent No.:** **US D826,626 S**
Lee (45) **Date of Patent:** **** Aug. 28, 2018**

(54) **COOKING PAN FOR USE IN HEATING COOKERS**

(71) Applicant: **ZAIGLE CO., LTD.**, Seoul (KR)

(72) Inventor: **Jin Hee Lee**, Seoul (KR)

(73) Assignee: **ZAIGLE CO., LTD.**, Seoul (KR)

(**) Term: **15 Years**

(21) Appl. No.: **29/613,441**

(22) Filed: **Aug. 10, 2017**

(30) **Foreign Application Priority Data**

Feb. 15, 2017 (KR) 30-2017-0006985

(51) **LOC (11) Cl.** **07-02**

(52) **U.S. Cl.**
USPC **D7/362; D7/352; D7/409**

(58) **Field of Classification Search**
USPC **D7/323, 332, 335-337, 354-355, D7/359-364, 387-388, 402, 407-409; D9/424**

CPC **A21B 2/00; A21B 3/00; A21B 3/13; A21B 3/15; A21B 5/00; A21B 5/02; A23N 12/06; A23N 12/08; A23N 12/10; A47J 37/00; A47J 37/04; A47J 37/041; A47J 37/042; A47J 37/06; A47J 37/0688; A47J 37/0694; A47J 37/07; A47J 37/0704; A47J 37/10; A47J 47/20; A47J 2037/00; A47J 2037/06; A47J 2037/0611; A47J 2037/07; A47J 2037/0786; A47J 2037/0795; B05C 17/02; B65D 1/34; F24C 15/10; F24C 15/12; F24C 15/14; F24C 15/16; F24C 15/164; F24C 15/18**

See application file for complete search history.

(56) **References Cited**

U.S. PATENT DOCUMENTS

D118,234	S	*	12/1939	Grandstrom	D7/409
D154,195	S	*	6/1949	Beck	D7/359
D184,525	S	*	3/1959	Lurie	D9/424
3,583,623	A	*	6/1971	Golner	B65D 1/34 220/608
D339,264	S	*	9/1993	Lee	D7/354
D359,879	S	*	7/1995	Fielding	D7/354
D458,078	S	*	6/2002	Lin	D7/362
D653,904	S	*	2/2012	Lee	D7/362
D710,144	S	*	8/2014	Lee	D7/362
D730,679	S	*	6/2015	Wu	D7/362
D760,018	S	*	6/2016	Koszylko	D7/352
D795,001	S	*	8/2017	Lee	D7/362
2006/0260086	A1	*	11/2006	Boehm	B05C 17/02 15/257.06

* cited by examiner

Primary Examiner — Ricky Pham

(74) *Attorney, Agent, or Firm* — Kile Park Reed & Houtteman PLLC

(57) **CLAIM**

I claim, the ornamental design for a cooking pan for use in heating cookers, as shown and described.

DESCRIPTION

FIG. 1 is a top and front perspective view of a cooking pan for use in heating cookers, showing my new design;
FIG. 2 is a front view thereof;
FIG. 3 is a rear view thereof;
FIG. 4 is a left side view thereof;
FIG. 5 is a right side view thereof;
FIG. 6 is a top view thereof; and,
FIG. 7 is a bottom view thereof.

1 Claim, 5 Drawing Sheets

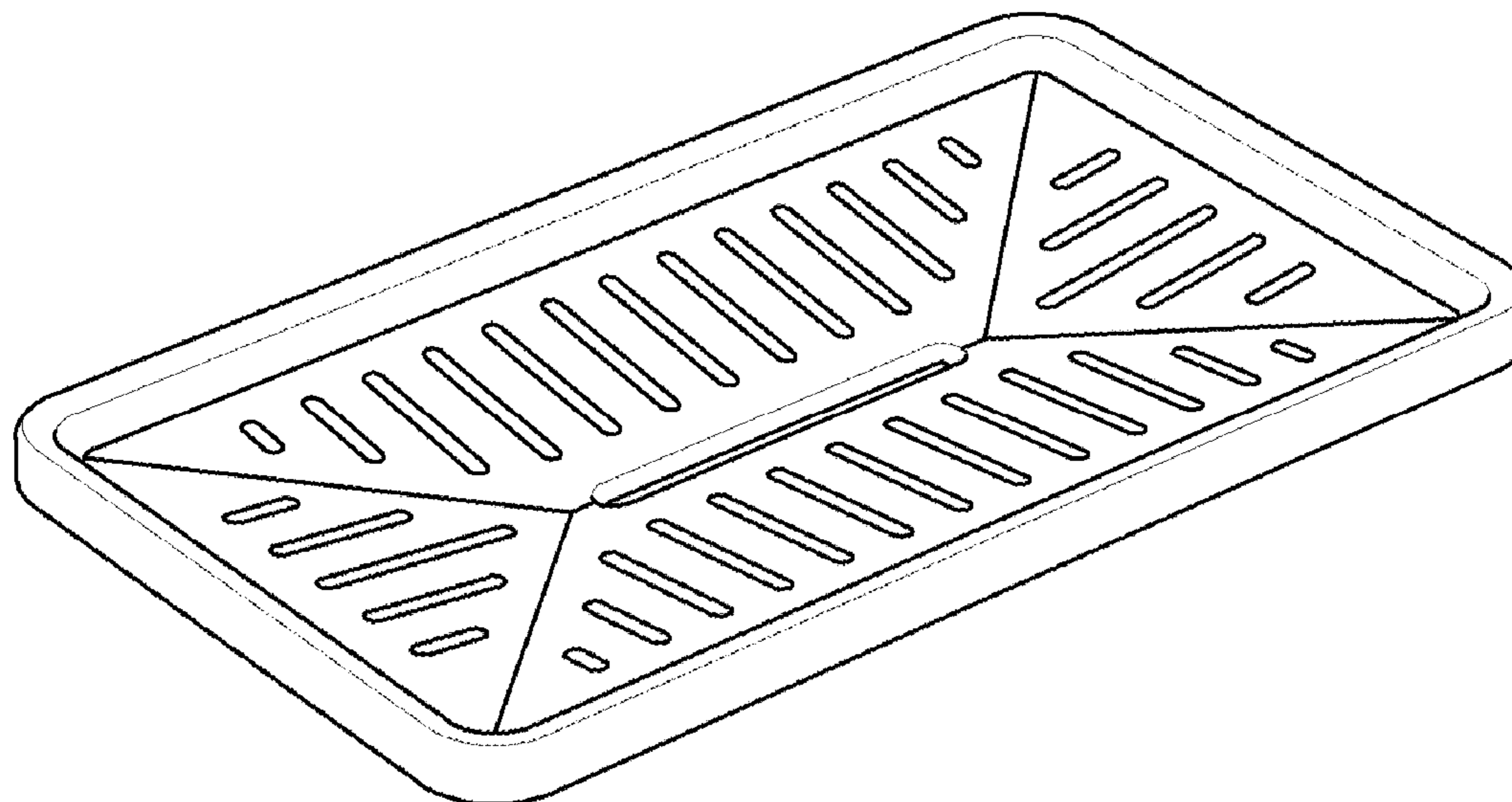


FIG. 1

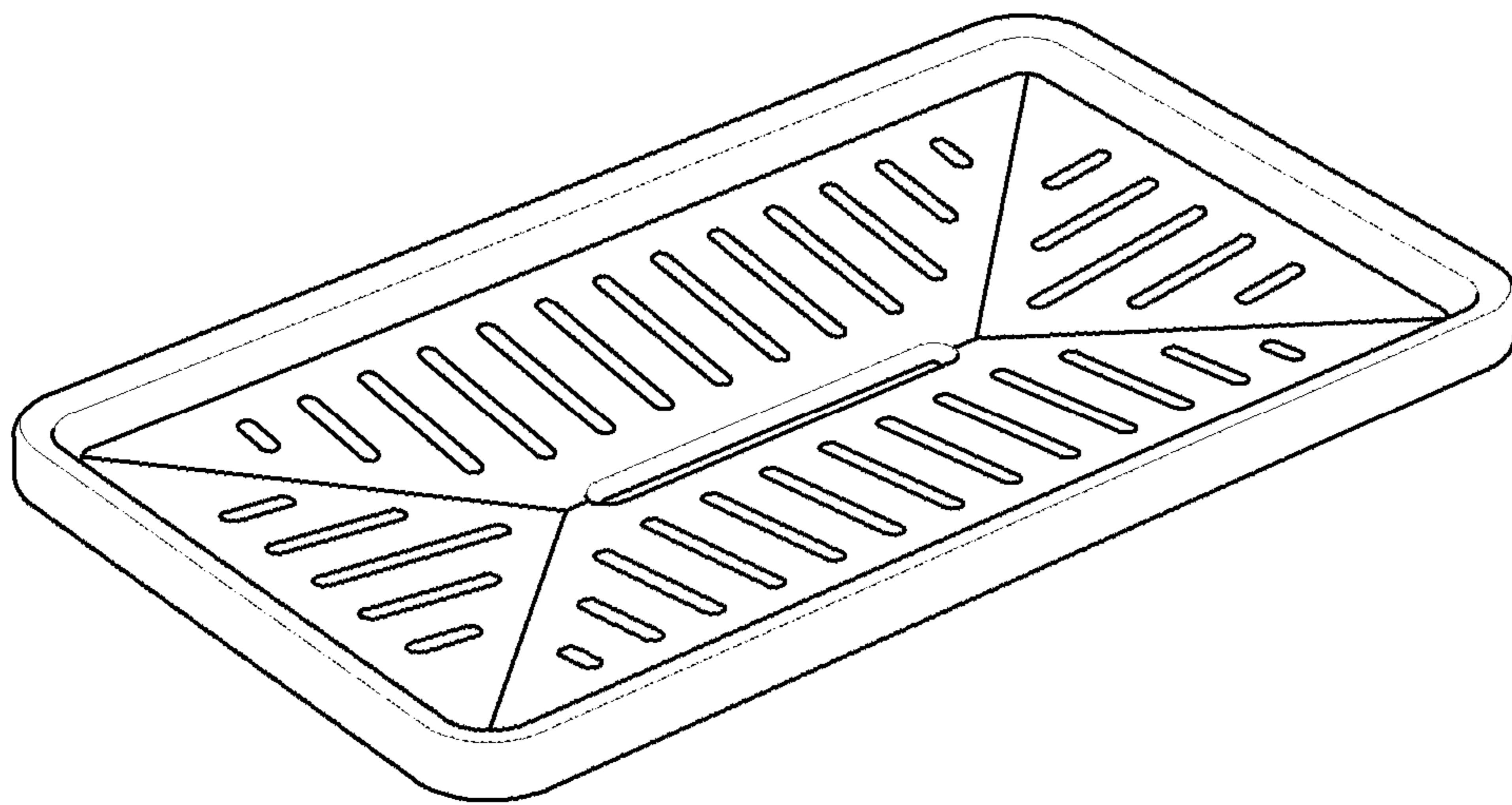


FIG. 2



FIG. 3



FIG. 4



FIG. 5



FIG. 6




FIG. 7

