



US00D826622S

(12) **United States Design Patent**
Shah

(10) **Patent No.:** **US D826,622 S**

(45) **Date of Patent:** **** Aug. 28, 2018**

- (54) **PAN**
- (71) Applicant: **Shah Foil Products, Inc.**, Piscataway, NJ (US)
- (72) Inventor: **Hanish Shah**, North Brunswick, NJ (US)
- (73) Assignee: **Shah Foil Products, Inc.**, Piscataway, NJ (US)
- (**) Term: **15 Years**
- (21) Appl. No.: **29/613,827**
- (22) Filed: **Aug. 14, 2017**
- (51) **LOC (11) Cl.** **07-02**
- (52) **U.S. Cl.**
USPC **D7/359; D7/354**
- (58) **Field of Classification Search**
USPC D7/323, 354–361, 543, 545, 549, 550.1, D7/553.1–553.8, 554.1–554.4, 555, D7/584–586; D9/424–425, 430–433, D9/455–456, 737, 756–762
CPC A21B 3/00; A21B 3/13; A21B 3/15; A21B 3/134; A21B 5/00; A21B 5/02; A47J 36/022; A47J 36/025; A47J 36/027; A47J 37/00; A47J 37/04; B65D 1/22; B65D 1/24; B65D 1/26; B65D 1/34; B65D 1/36; B65D 81/343; B65D 85/36
See application file for complete search history.

6,149,053	A	*	11/2000	Chatterton	B65D 1/26
						220/608
D622,094	S	*	8/2010	Sarnoff	D7/354
D626,371	S		11/2010	Sarnoff et al.		
D644,103	S		8/2011	Chatterton		
D667,681	S	*	9/2012	Carsten	D7/354
D692,296	S	*	10/2013	Cooper	D9/424
D757,484	S	*	5/2016	Brown	D7/354
D766,648	S	*	9/2016	Calkins	D7/354
D794,378	S	*	8/2017	Sarnoff	D7/354
D800,491	S	*	10/2017	Sarnoff	D7/359
D800,492	S	*	10/2017	Sarnoff	D7/359

* cited by examiner

Primary Examiner — Ricky Pham

(74) *Attorney, Agent, or Firm* — Amin Talati Upadhye LLP; George M. Carrera, Jr.

(57) **CLAIM**

The ornamental design for a pan, as shown and described.

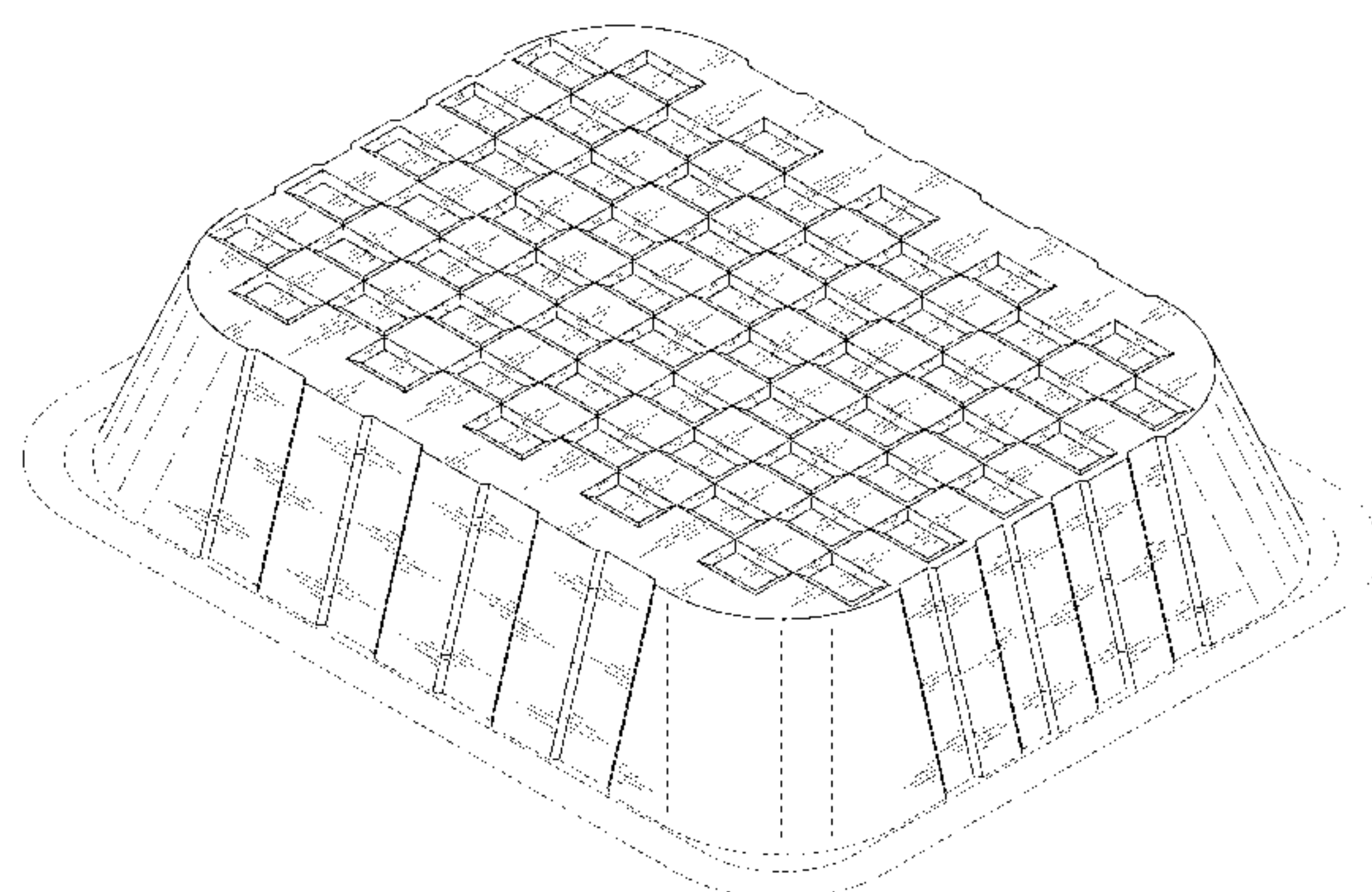
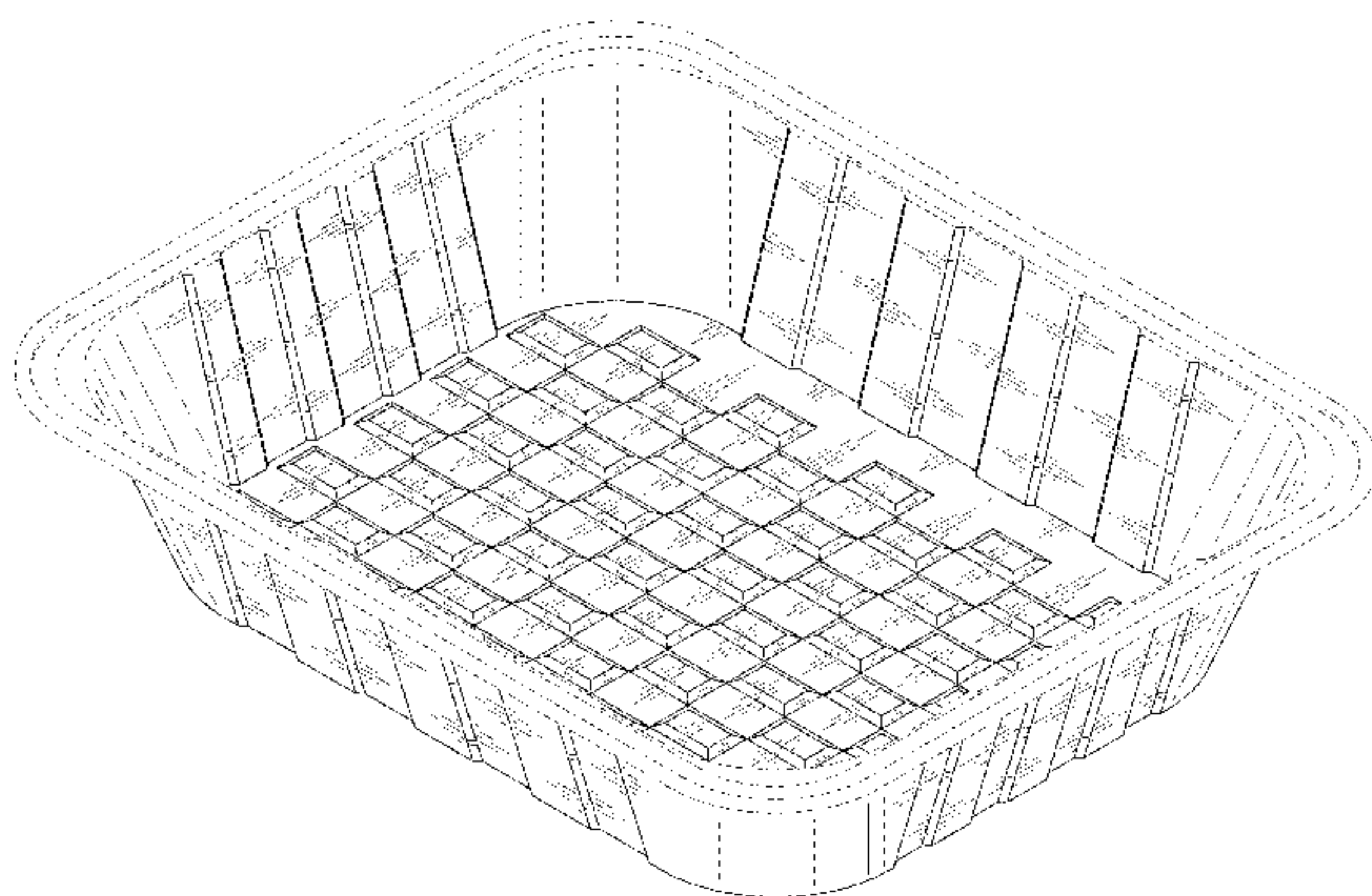
DESCRIPTION

FIG. 1 is a top perspective view of a pan showing my design; FIG. 2 is a bottom perspective view of the pan; FIG. 3 is a top plan view of the pan showing a bottom and sides thereof; FIG. 4 is a bottom plan view of the pan; FIG. 5 is a front elevation view of the pan, the reverse side being a mirror image thereof; FIG. 6 is a right side view of the pan; the left side being a mirror image thereof; and, FIG. 7 is an enlarged scale cross-sectional view of the bottom of the pan taken through line 7-7 of FIG. 3. The broken lines shown throughout these figures depict environment and form no part of the claimed design. The enlarged scale cross-sectional view of FIG. 7 is provided for the purpose of illustrating the structure of the bottom of the pan.

1 Claim, 6 Drawing Sheets

(56) **References Cited**
U.S. PATENT DOCUMENTS

D224,587	S	*	8/1972	Jewell	D9/425
D246,288	S	*	11/1977	Boucher	D7/359
D263,268	S	*	3/1982	Rein	D7/359
D268,568	S	*	4/1983	Holden	D9/425



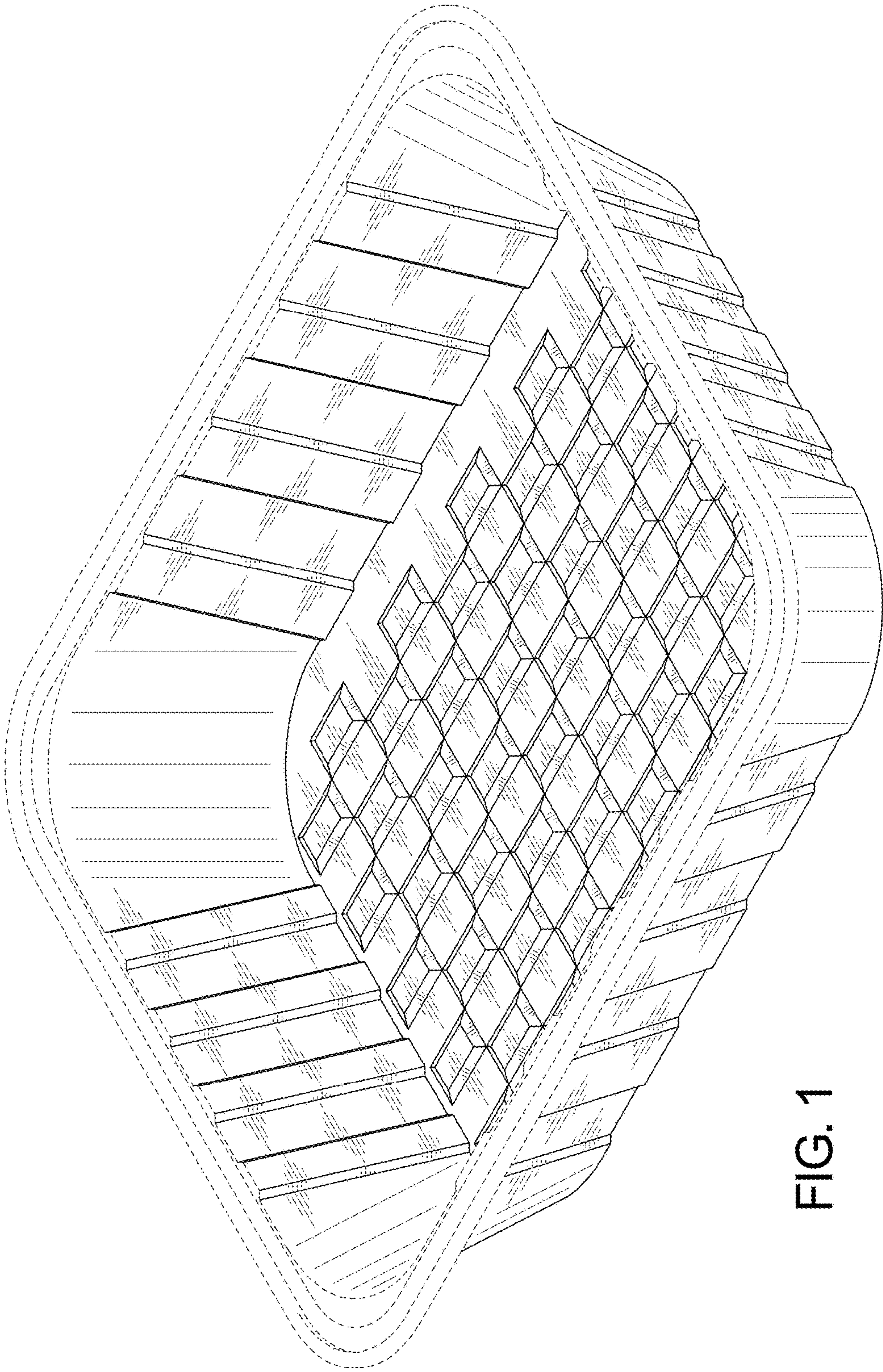


FIG. 1

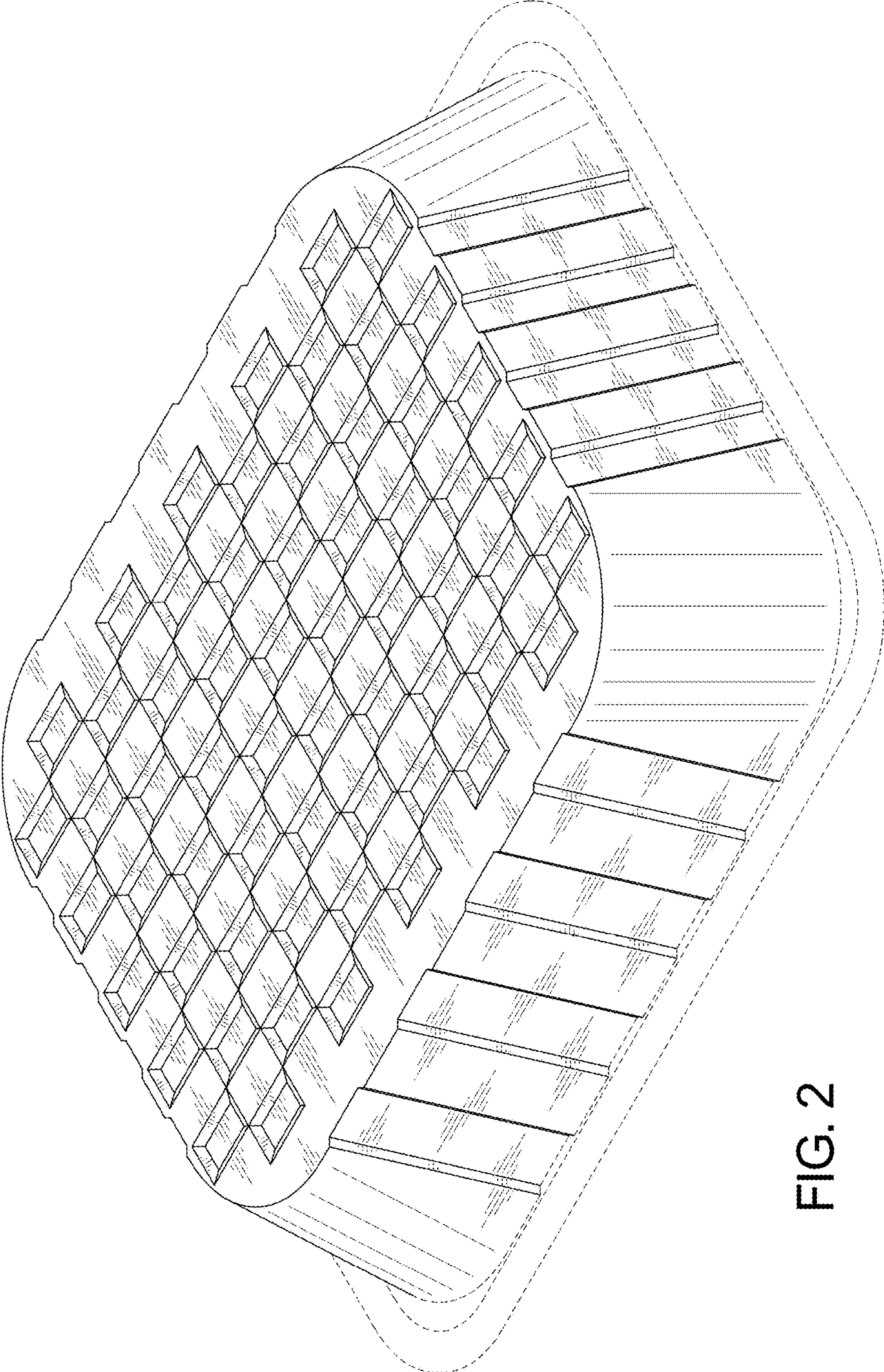


FIG. 2

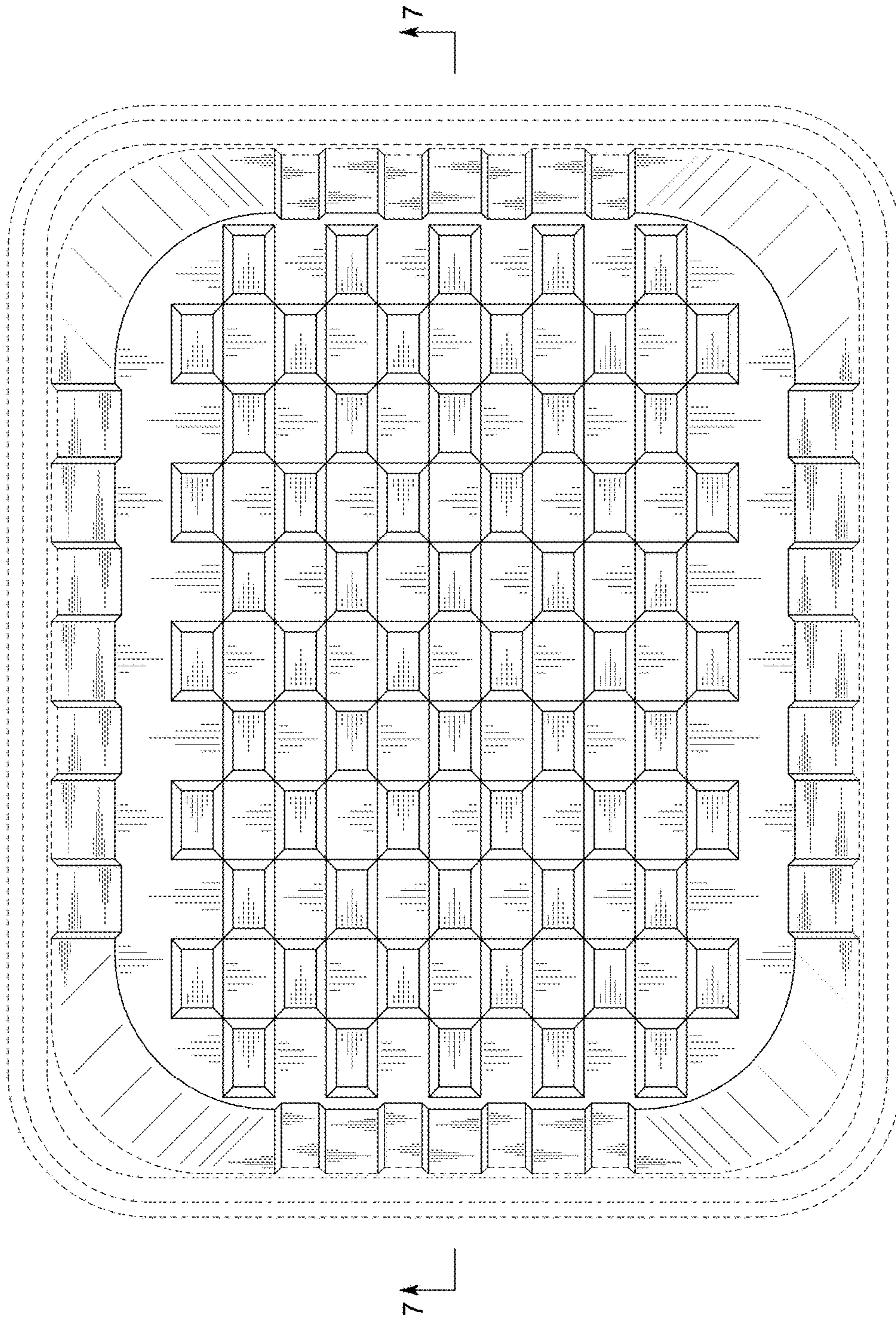


FIG. 3

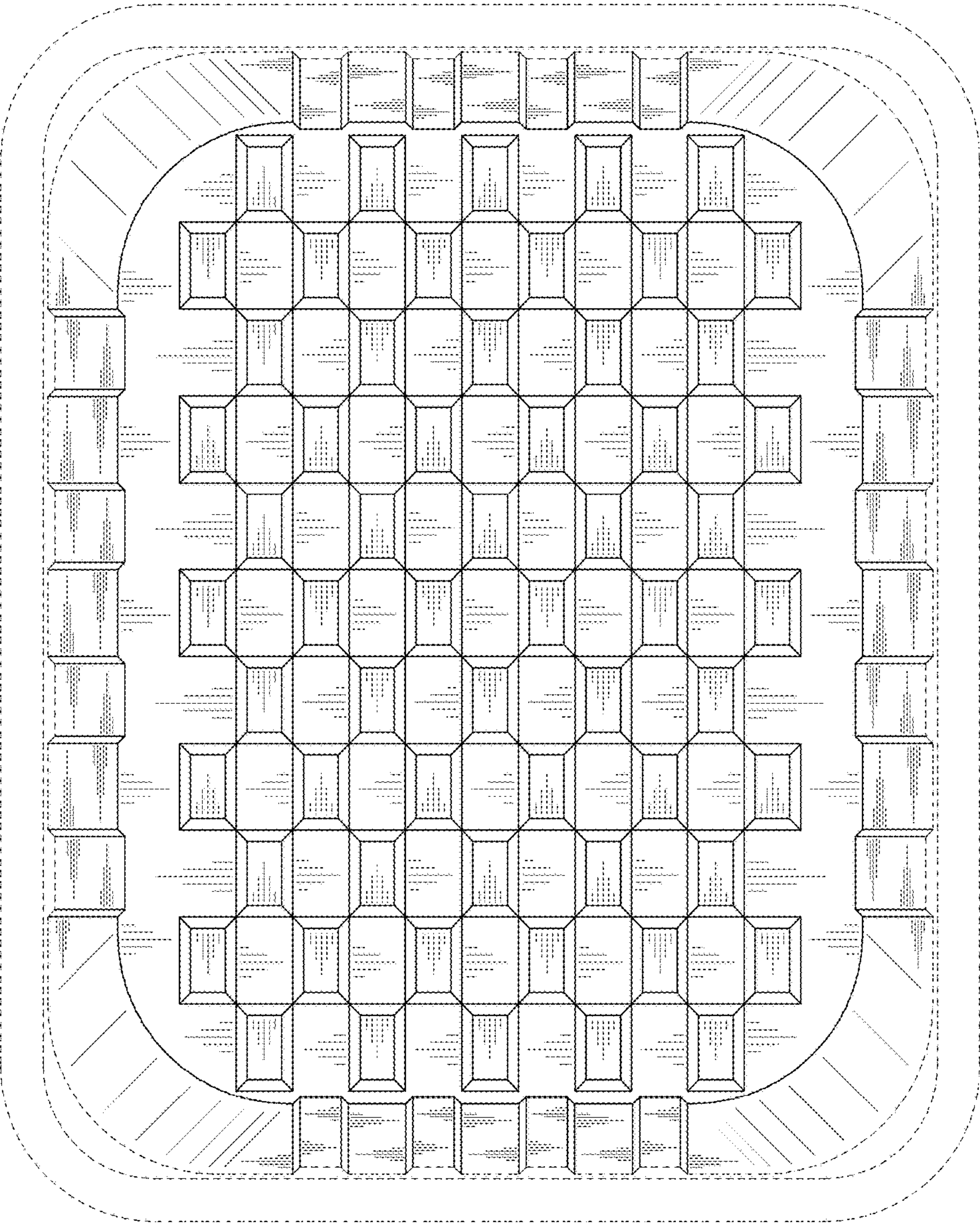


FIG. 4




FIG. 5

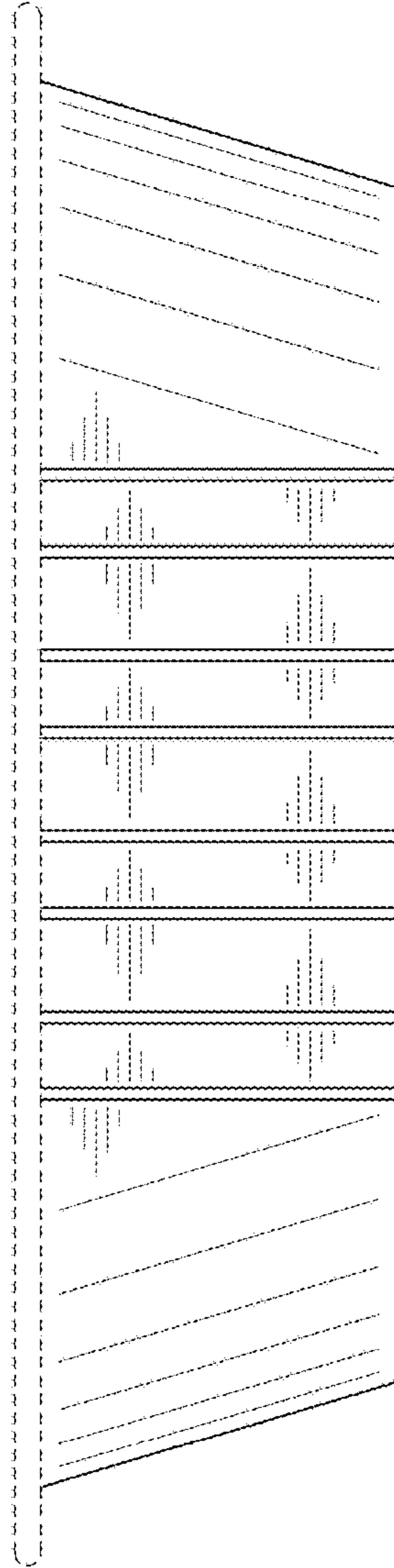


FIG. 6

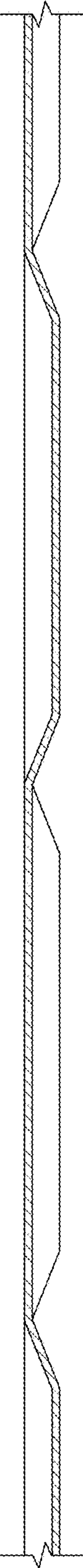


FIG. 7