



US00D826614S

(12) **United States Design Patent**
Chu

(10) **Patent No.:** **US D826,614 S**

(45) **Date of Patent:** **** Aug. 28, 2018**

(54) **BACK REST FOR CHAIR**

(71) Applicant: **Hongliang Chu**, Shenzhen (CN)

(72) Inventor: **Hongliang Chu**, Shenzhen (CN)

(73) Assignee: **Hongliang Chu**, Shenzhen (CN)

(**) Term: **15 Years**

(21) Appl. No.: **29/605,589**

(22) Filed: **May 26, 2017**

(51) **LOC (11) Cl.** **06-01**

(52) **U.S. Cl.**

USPC **D6/716.4**; D6/366

(58) **Field of Classification Search**

USPC D6/334-336, 364, 365, 366, 374, 379,

D6/380, 716, 716.1, 716.2, 716.4

CPC A47C 7/004; A47C 7/006; A47C 7/022;

A47C 4/028; A47C 7/18; A47C 7/24;

A47C 7/40

See application file for complete search history.

(56) **References Cited**

U.S. PATENT DOCUMENTS

D449,172 S *	10/2001	Van De Riet	D6/366
D456,160 S *	4/2002	Van De Riet	D6/366
D573,817 S *	7/2008	Su	D6/366
D574,645 S *	8/2008	Christensen	D6/366
D574,646 S *	8/2008	Su	D6/373
D580,689 S *	11/2008	Su	D6/366
D657,594 S *	4/2012	Knight	D6/366

D667,244 S * 9/2012 Su D6/716.4

D718,544 S * 12/2014 Lu D6/366

D755,533 S * 5/2016 Ballendat D6/366

D758,086 S * 6/2016 Hurford D6/366

D761,050 S * 7/2016 Pan D6/716.4

D766,641 S * 9/2016 Gorgi D6/716.4

D798,093 S * 9/2017 Pan D6/373

FOREIGN PATENT DOCUMENTS

CA 2472222 A1 * 7/2003

* cited by examiner

Primary Examiner — Mimoso De

(74) *Attorney, Agent, or Firm* — PROI Intellectual Property US

(57) **CLAIM**

The ornamental design for a back rest for chair, as shown and described.

DESCRIPTION

FIG. 1 is a perspective front View of a back rest for chair;

FIG. 2 is a perspective rear View thereof;

FIG. 3 is a front View thereof;

FIG. 4 is a rear View thereof;


FIG. 5 is a top View thereof;

FIG. 6 is a bottom View thereof;

FIG. 7 is a left side View thereof; and,

FIG. 8 is a right side View thereof.

1 Claim, 8 Drawing Sheets






Fig. 1



Fig. 2




Fig. 3

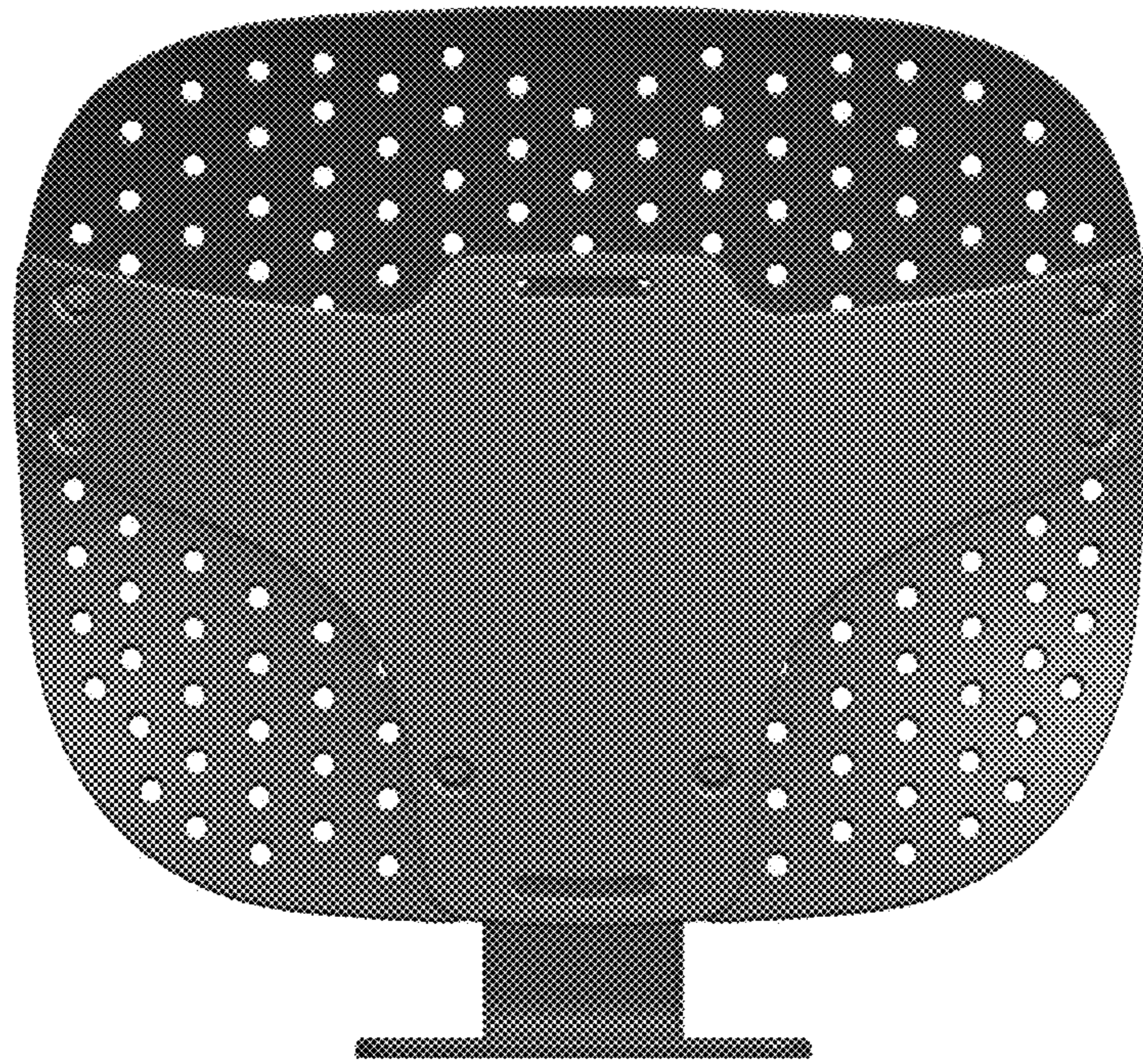


Fig. 4

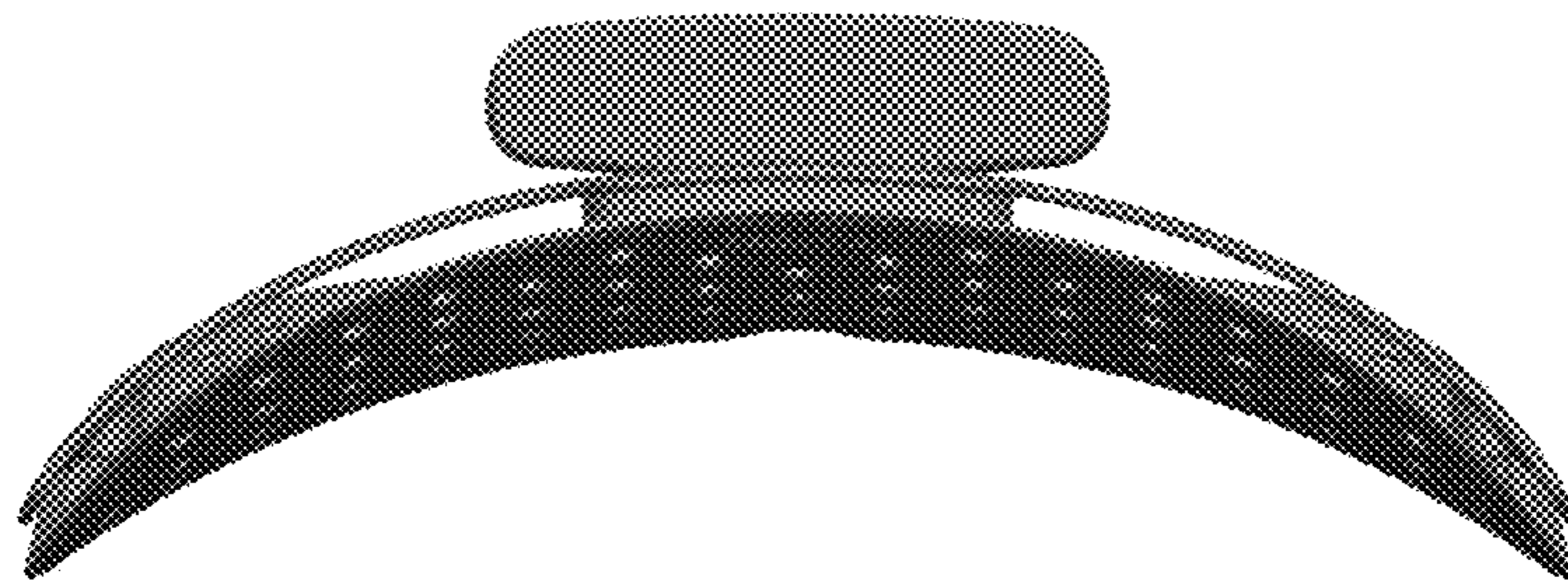


Fig. 5

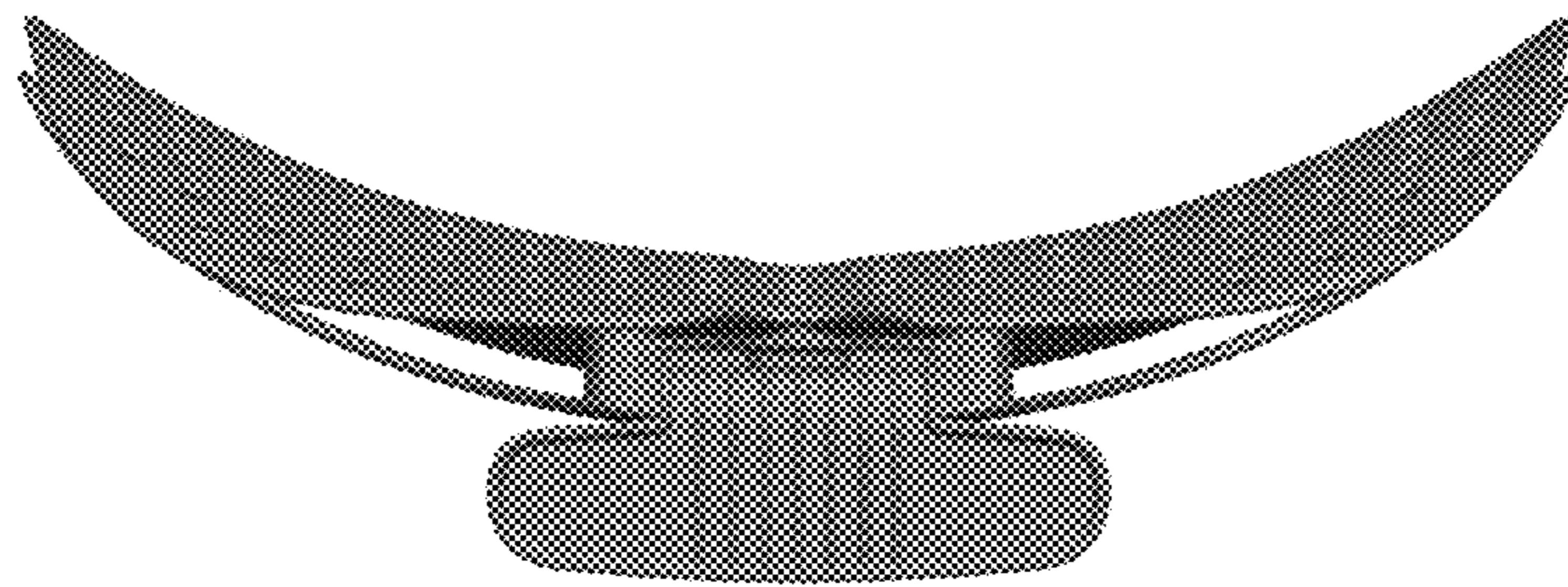


Fig. 6




Fig. 7




Fig. 8