



US00D826601S

(12) **United States Design Patent** (10) **Patent No.:** **US D826,601 S**  
**Everson et al.** (45) **Date of Patent:** **\*\* Aug. 28, 2018**

(54) **DINING TABLE**  
(71) Applicant: **Ashley Furniture Industries, Inc.**,  
Arcadia, WI (US)  
(72) Inventors: **Terry Everson**, Blair, WI (US); **Randy Domack**, Holmen, WI (US); **Craig Bacon**, Trempealeau, WI (US)  
(73) Assignee: **Ashley Furniture Industries, Inc.**,  
Arcadia, WI (US)  
(\*\*) Term: **15 Years**  
(21) Appl. No.: **29/600,171**  
(22) Filed: **Apr. 10, 2017**  
(51) **LOC (11) Cl.** ..... **06-04**  
(52) **U.S. Cl.**  
USPC ..... **D6/657**; D6/691.1  
(58) **Field of Classification Search**  
USPC ..... D6/641, 657, 685, 689, 690, 691, 691.1,  
D6/691.2, 691.3, 691.4, 691.5, 691.6,  
D6/691.7, 691.8, 691.9, 702, 703.1,  
D6/703.4, 707.15  
CPC ..... A47D 9/005; A47D 13/06; A47D 13/061;  
A47D 13/063; A63H 33/008; A63H 3/52;  
E04H 15/40; E04H 15/20; E04H 15/006;  
Y10T 29/49826  
See application file for complete search history.

D588,831 S \* 3/2009 Mohundro ..... D6/642  
D721,909 S \* 2/2015 Huang ..... D6/691.9  
D730,667 S \* 6/2015 James ..... D6/691.1  
D752,905 S \* 4/2016 Healy ..... D6/657  
D754,455 S \* 4/2016 Healy ..... D6/657  
D775,878 S \* 1/2017 Everson ..... D6/691.9  
D775,879 S \* 1/2017 Everson ..... D6/691.9  
D808,688 S \* 1/2018 Everson ..... D6/657

**OTHER PUBLICATIONS**

A1furniture, posted at Furnituredealer.net, posted on Nov. 6, 2016, site visited Feb. 15, 2018. online, available from internet: [https://images.furnituredealer.net/img/products%2Fsignature\\_design\\_by\\_ashley%2Fcolor%2Fbolanburg\\_d647-32-m1.jpg](https://images.furnituredealer.net/img/products%2Fsignature_design_by_ashley%2Fcolor%2Fbolanburg_d647-32-m1.jpg).\*

\* cited by examiner

*Primary Examiner* — Mary Ann Calabrese  
*Assistant Examiner* — Catherine Ho  
(74) *Attorney, Agent, or Firm* — McAndrews, Held & Malloy, Ltd.

(57) **CLAIM**


The ornamental design for a dining table, as shown and described.

**DESCRIPTION**

FIG. 1 is a front perspective view of a dining table showing our new design;  
FIG. 2 is a front elevation view thereof;  
FIG. 3 is a rear elevation view thereof;  
FIG. 4 is a right side elevation view thereof, the left side elevation view being a mirror image thereof; and,  
FIG. 5 is a top plan view thereof.  
The dashed broken lines in the figures illustrate portions of the dining table that form no part of the claimed design.

**1 Claim, 4 Drawing Sheets**

(56) **References Cited**  
U.S. PATENT DOCUMENTS  
D376,711 S \* 12/1996 Harris ..... D6/691.1  
D441,565 S \* 5/2001 Cain ..... D6/657  
D519,758 S \* 5/2006 Katz ..... D6/657  
D530,545 S \* 10/2006 Domack ..... D6/691.1  
D584,072 S \* 1/2009 Mohundro ..... D6/642



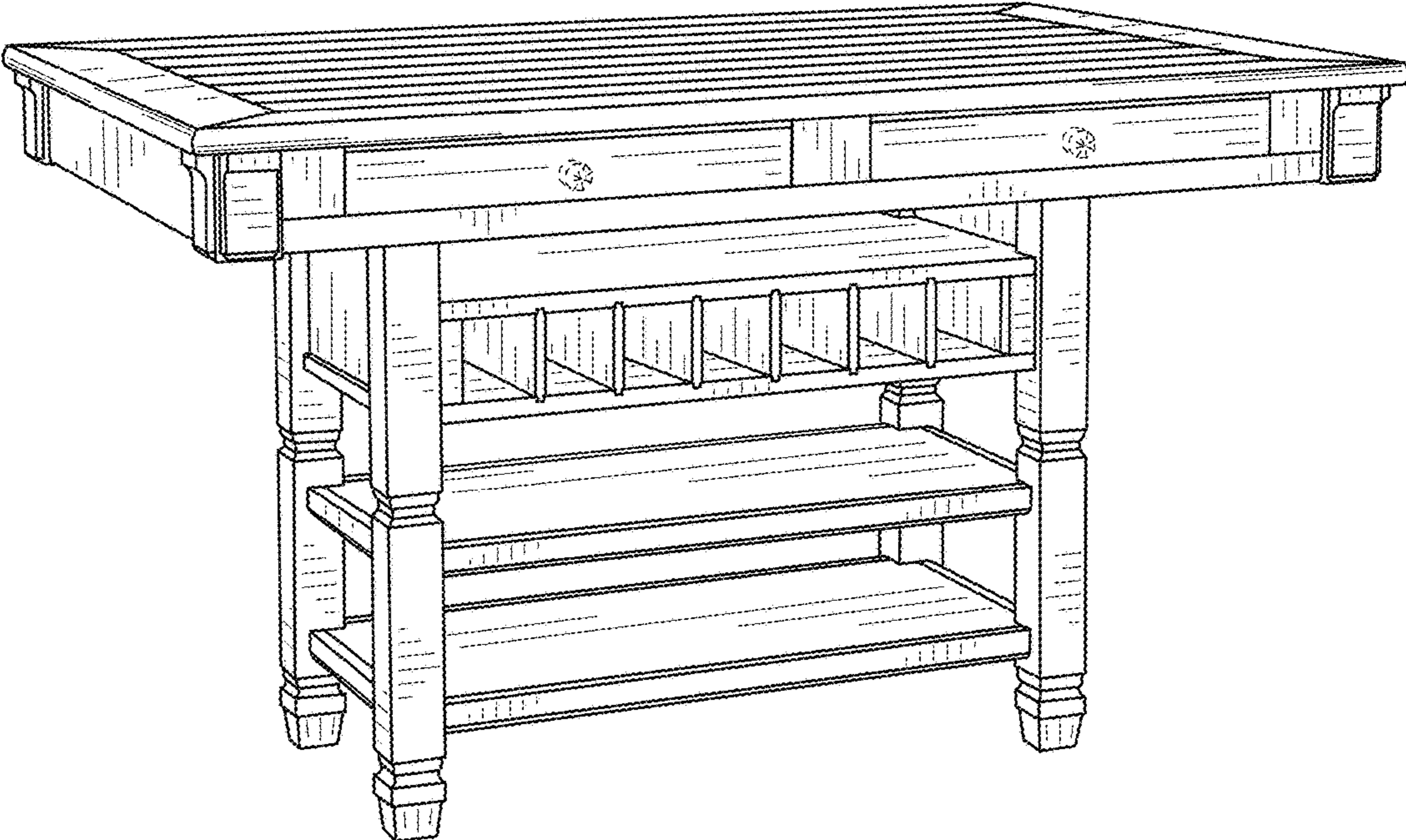


FIG. 1

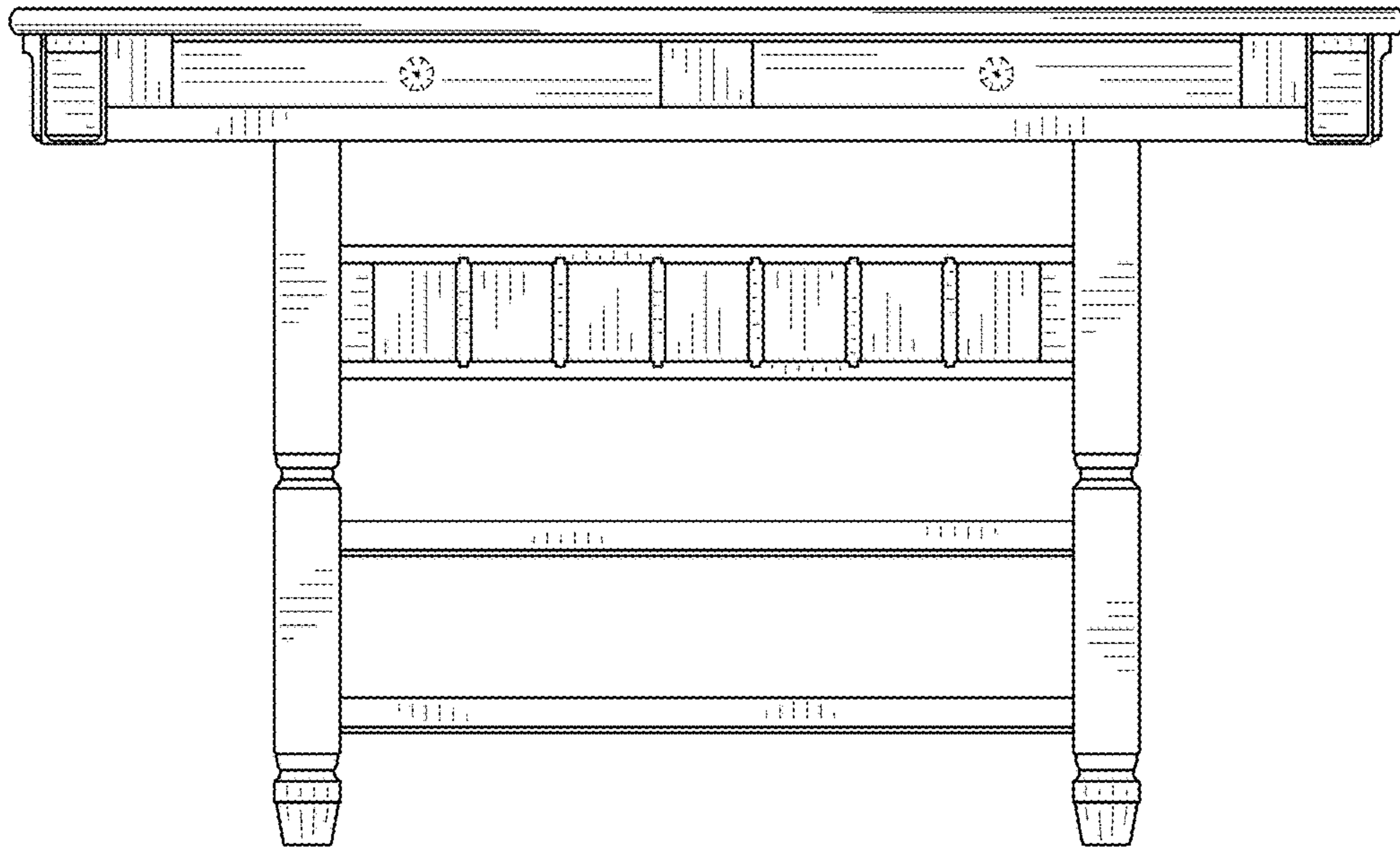


FIG. 2

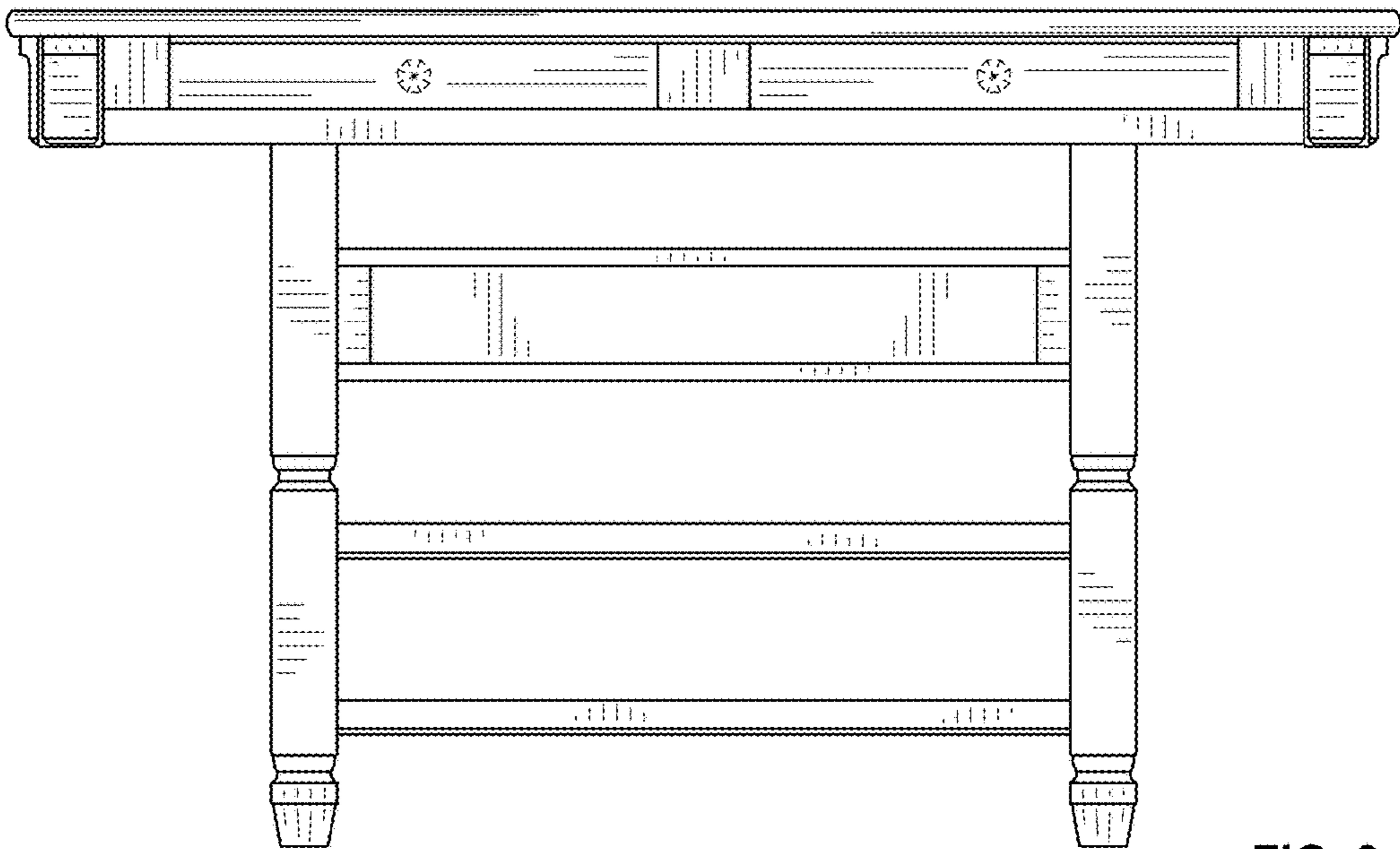


FIG. 3

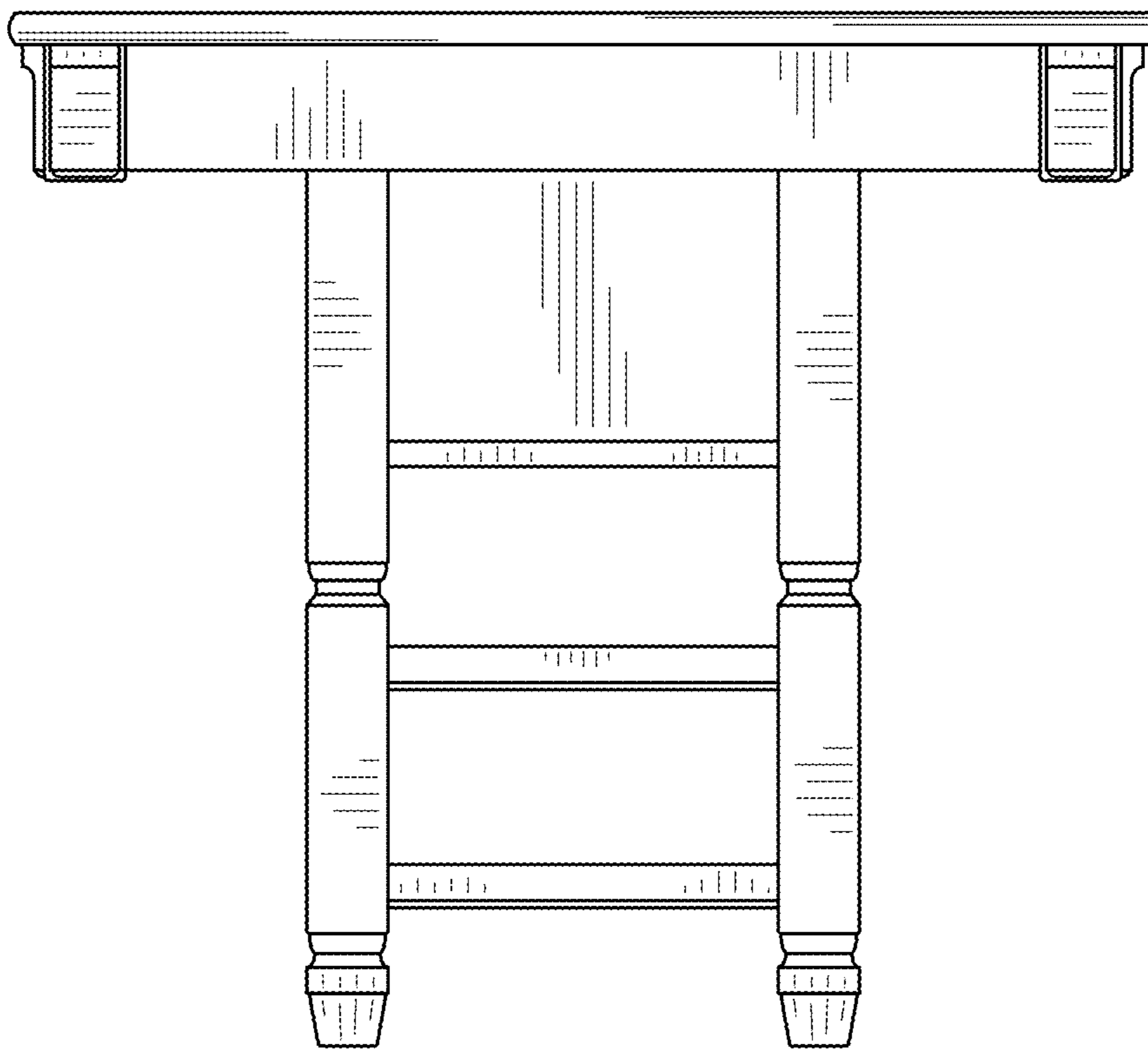


FIG. 4




FIG. 5