



US00D826598S

(12) **United States Design Patent** (10) **Patent No.:** **US D826,598 S**
Thomas et al. (45) **Date of Patent:** **** Aug. 28, 2018**

(54) **OUTDOOR BLANKET** 4,654,906 A 4/1987 Roberts
D317,841 S 7/1991 Mendyk
(71) Applicant: **DATAFLY COMMERCE, INC.,** 5,414,881 A 5/1995 Terrazas
Draper, UT (US) 5,457,829 A 10/1995 Elliott
5,481,768 A 1/1996 Shink
(72) Inventors: **Scott Richard Thomas,** Draper, UT 5,499,411 A * 3/1996 Wong A47G 9/062
(US); **Mark Henry Thomas,** Draper, UT 5/417
UT (US) 5,785,219 A 7/1998 Kraft
6,192,536 B1 * 2/2001 Connors A47G 9/062
(73) Assignee: **Datafly Commerce Inc.,** Draper, UT 6,393,638 B1 5/2002 MacColl
(US) 6,721,973 B1 * 4/2004 Cristiano A47G 9/062
383/4
(**) Term: **15 Years** D551,891 S 10/2007 Kaiser et al.
D589,735 S 4/2009 Kaiser et al.
D590,199 S 4/2009 Kent
(21) Appl. No.: **29/579,500** (Continued)

(22) Filed: **Sep. 30, 2016**
(51) **LOC (11) Cl.** **06-13**
(52) **U.S. Cl.**
USPC **D6/603**
(58) **Field of Classification Search**
USPC D6/582-583, 587-592, 595-609,
D6/617-622; D21/803-809; D24/183;
D2/719, 731, 741
CPC A47G 9/00; A47G 2009/001; A47G
2009/002; A47G 2009/003; A47G
2009/005; A47G 2009/006; A47G 9/02;
A47G 9/0207; A47G 9/0215; A47G
9/0223; A47G 9/023; A47G 9/0238;
A47G 9/0246; A47G 9/0253; A47G
9/0261; A47G 9/06; A47G 9/062; A47G
9/066; A47G 9/068; A47G 9/08; A47G
2009/0276; A47G 9/0284; A47G 9/0292;
A47G 9/04; A47G 9/10
See application file for complete search history.

(56) **References Cited**
U.S. PATENT DOCUMENTS
3,226,737 A 1/1966 Kyle
4,542,050 A 9/1985 Gallant
4,634,618 A 1/1987 Greer et al.

FOREIGN PATENT DOCUMENTS

CN 303294740 7/2015
Primary Examiner — Mary Ann Calabrese
Assistant Examiner — Jennifer L Rempfer
(74) *Attorney, Agent, or Firm* — Nadesan Beck P.C.;
David Jones

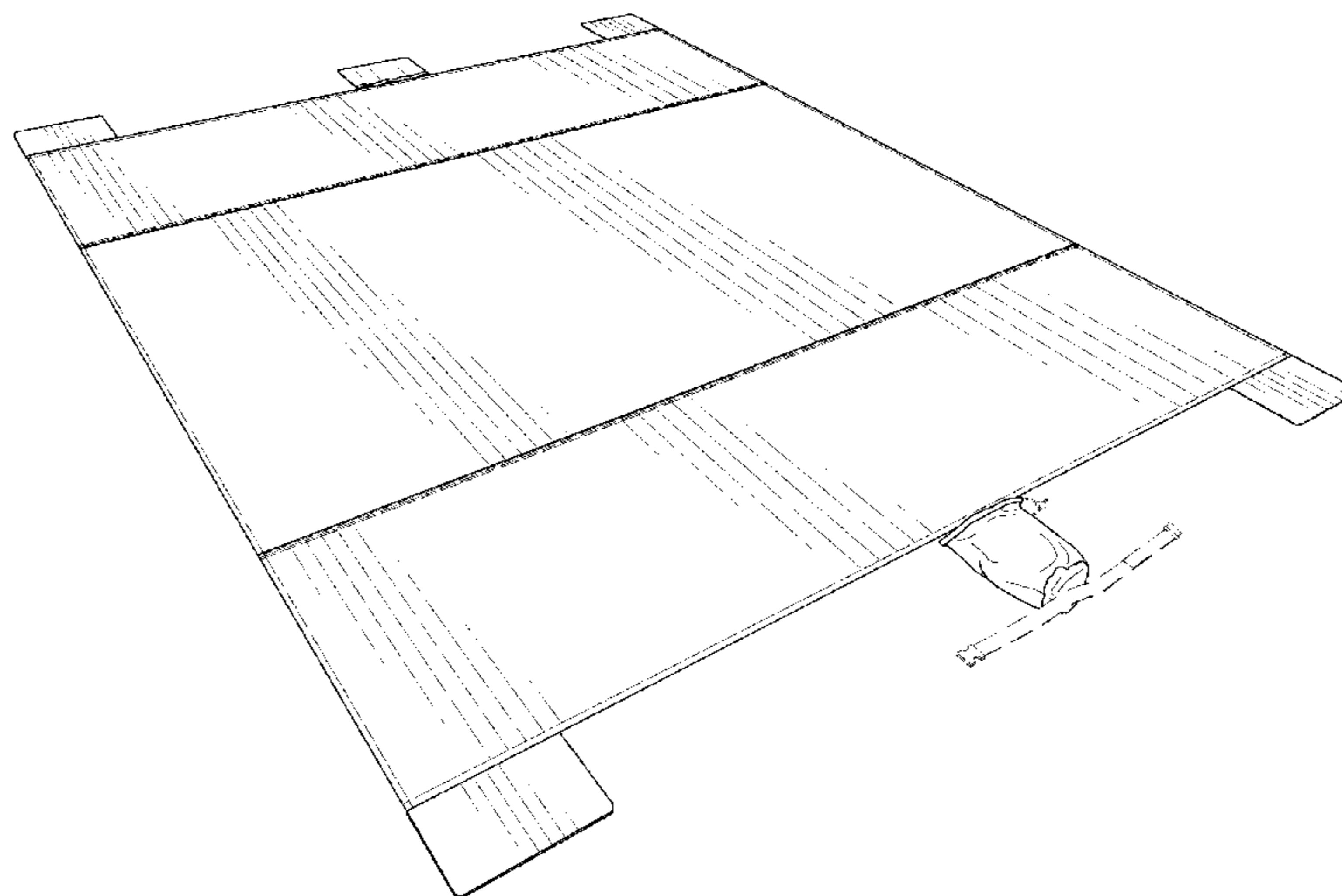
(57) **CLAIM**

The ornamental design for an outdoor blanket, as shown and described.

DESCRIPTION

FIG. 1 is a perspective view of the outdoor blanket, showing our new design.
FIG. 2 is a top view of the blanket of FIG. 1;
FIG. 3 is a bottom view of the blanket of FIG. 1;
FIG. 4 is a right view of the blanket of FIG. 1;
FIG. 5 is a left view of the blanket of FIG. 1;
FIG. 6 is a rear view of the blanket of FIG. 1; and,
FIG. 7 is a front view of the blanket of FIG. 1.
Elements illustrated in broken lines form no part of the claimed design.

1 Claim, 5 Drawing Sheets



(56)

References Cited

U.S. PATENT DOCUMENTS

8,327,476	B1 *	12/2012	Paratore	5/417
D681,997	S *	5/2013	Benz	D6/603
D683,566	S *	6/2013	Schwartz	D6/596
D702,072	S	4/2014	Neff et al.	
D712,683	S *	9/2014	Faubion	D6/596
D740,052	S	10/2015	Jalbert et al.	
D776,459	S *	1/2017	Ibarra	D6/603
2006/0024471	A1	2/2006	Cunningham	
2008/0127414	A1 *	6/2008	Allen	A47G 9/062 5/417

* cited by examiner

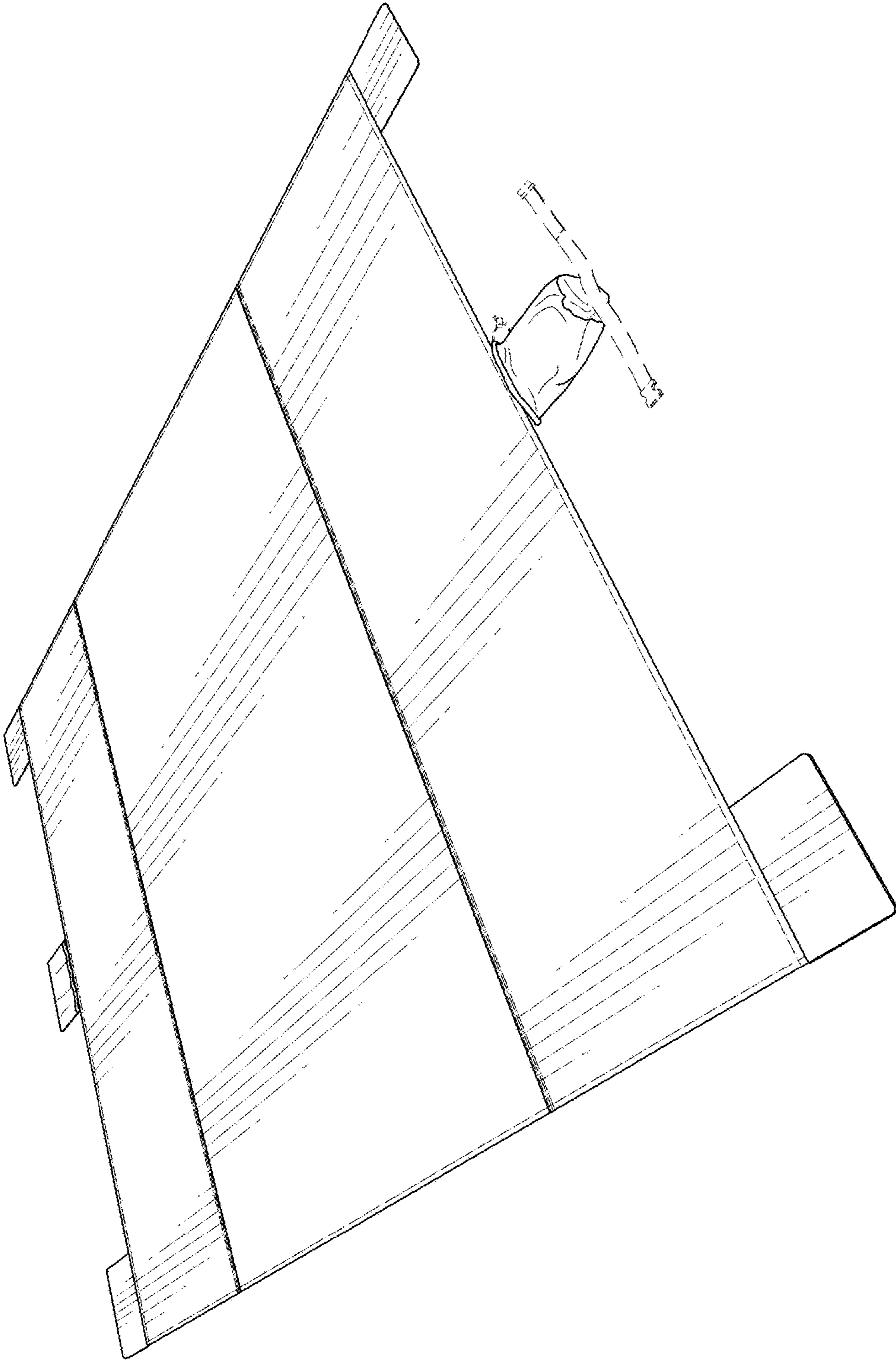


FIG. 1

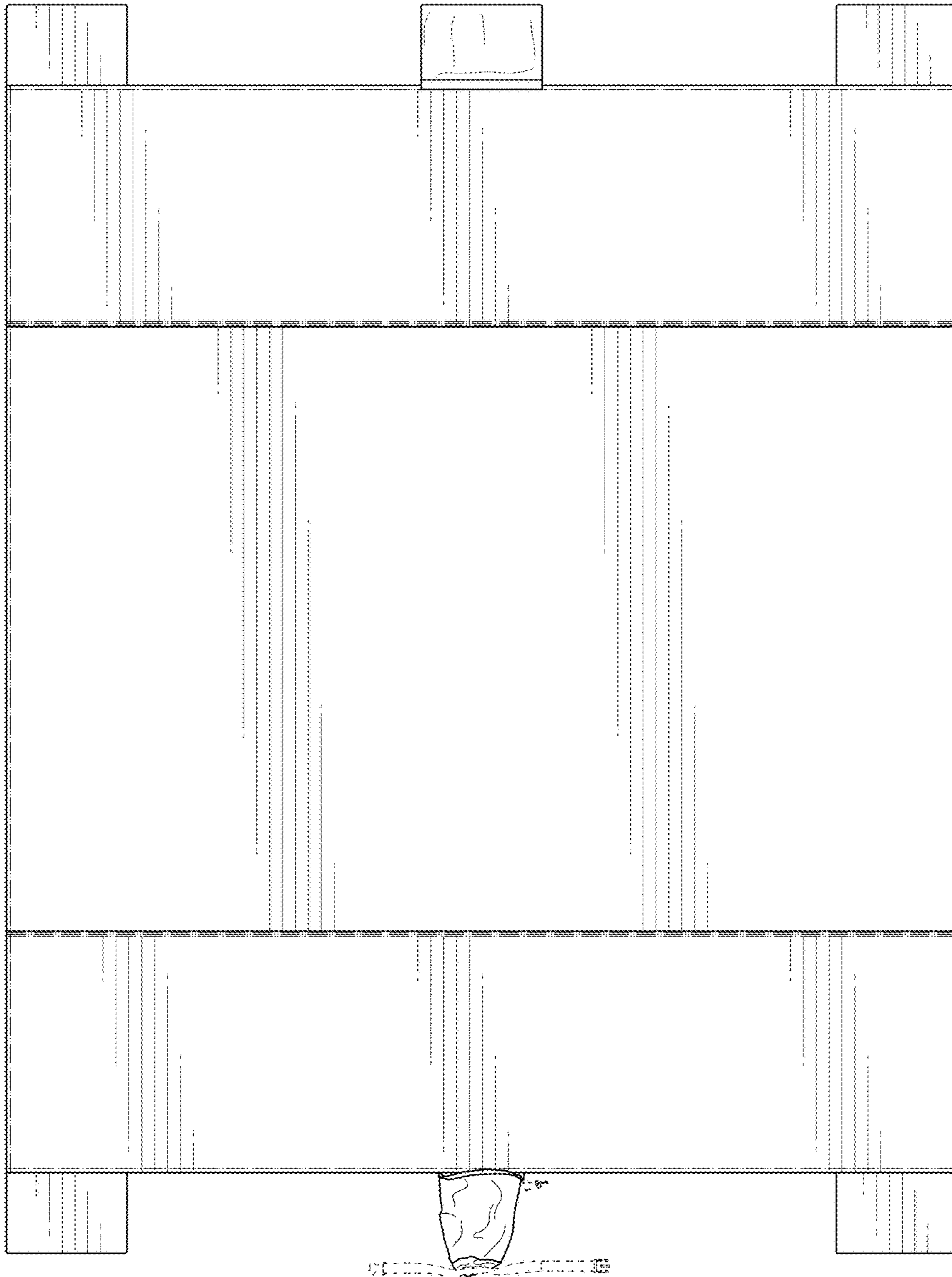


FIG. 2

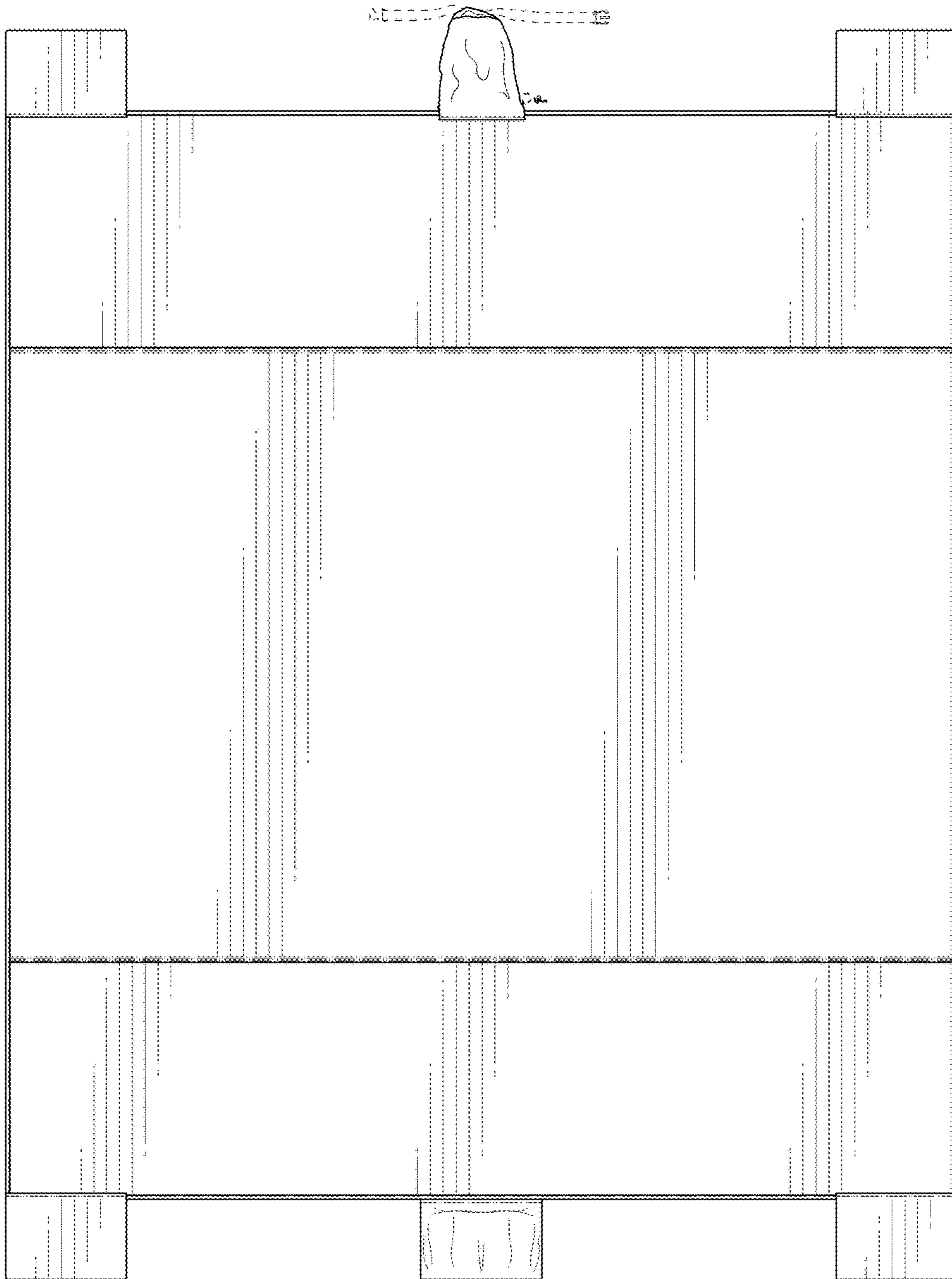


FIG. 3



FIG. 4




FIG. 5



FIG. 6



FIG. 7