



US00D826575S

(12) **United States Design Patent** (10) **Patent No.:** **US D826,575 S**
Hewitt (45) **Date of Patent:** **** Aug. 28, 2018**

(54) **PATTERNED WIPE**
(71) Applicant: **THE CLOROX COMPANY**, Oakland, CA (US)
(72) Inventor: **Trudi Hewitt**, Auckland (NZ)
(73) Assignee: **The Clorox Company**, Oakland, CA (US)
(**) Term: **15 Years**
(21) Appl. No.: **29/617,894**
(22) Filed: **Sep. 15, 2017**
(51) **LOC (11) Cl.** **05-06**
(52) **U.S. Cl.**
USPC **D5/4; D5/60**
(58) **Field of Classification Search**
USPC D5/1-8, 11-16, 19, 20, 23-26, 32, 37, D5/39, 43, 44, 46-66, 99; D25/48.8, D25/105, 112, 138, 151, 152; D19/1, 5, D19/8; D6/575, 578, 580, 582-584, 587, D6/592, 595-598, 600, 602, 617; D32/40
CPC ... B31F 1/00; B31F 1/07; B32B 3/266; B32B 5/024; B44F 1/00; B44F 1/02; B44F 1/08; B44F 1/10; B44F 5/00; B44F 7/00; B44F 9/00; B44F 9/04; B44F 11/00; B44F 11/02; B44F 11/04; D03D 1/00; D04H 1/00; D04H 1/02; D10B 2503/04; D21H 27/02
See application file for complete search history.

1,945,024 A * 1/1934 Coil B65D 65/44 162/116
D92,275 S * 5/1934 Teague D5/4
D98,378 S * 1/1936 Waterfield D5/48
D109,070 S * 3/1938 Minoff D5/47
2,122,251 A * 6/1938 Hartmann B44C 3/02 156/148
D116,421 S * 8/1939 Turpan D5/59
D125,584 S * 3/1941 Green D5/47
D126,473 S * 4/1941 Green D5/57
D188,649 S * 8/1960 Fedash et al. D5/56
D239,137 S * 3/1976 Appleman D5/57
D321,598 S * 11/1991 Cerny D5/47
D342,386 S * 12/1993 Martinet D5/60
D392,108 S * 3/1998 Diggins D5/53
5,763,045 A * 6/1998 Menzel B32B 3/266 428/131
D419,307 S * 1/2000 Boyce D5/53
D428,264 S * 7/2000 Boyce D5/53
6,113,723 A * 9/2000 McNeil B31F 1/07 156/209
D448,078 S * 9/2001 Deoliveira D24/124
D518,672 S * 4/2006 Contreras D6/596
D632,896 S * 2/2011 Sanders D5/58
D634,130 S * 3/2011 Coffaro D5/60

(Continued)

Primary Examiner — Karen S Acker
Assistant Examiner — Wendy L Arminio
(74) Attorney, Agent, or Firm — Erin Collins

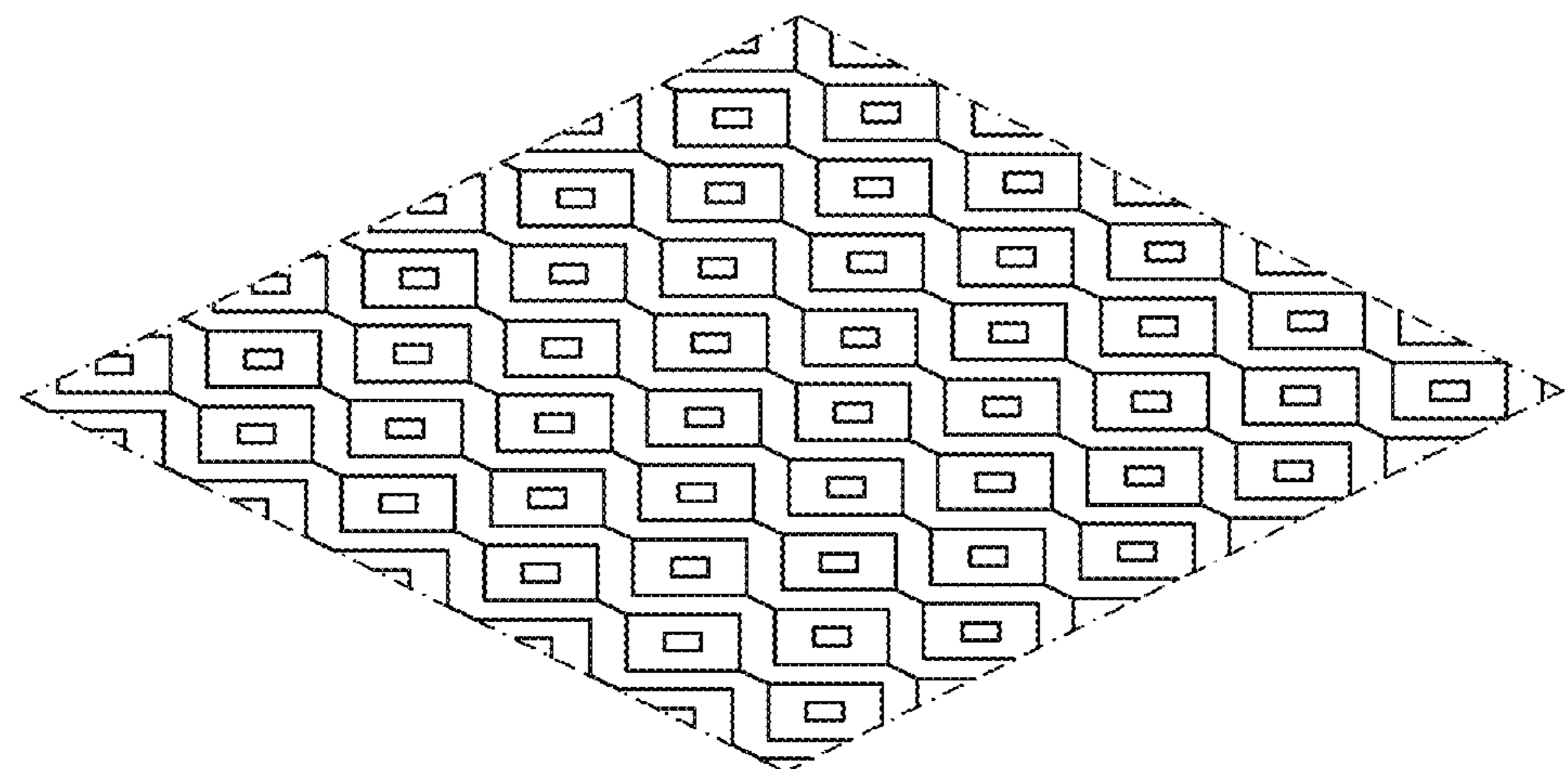
(57) **CLAIM**
The ornamental design for a patterned wipe, as shown and described.

DESCRIPTION

FIG. 1 is a perspective view of a patterned wipe showing the claimed design;
FIG. 2 is a top plan view thereof;
FIG. 3 is a bottom plan view thereof; and,
FIG. 4 is a side view thereof.
The broken lines depict portions of the patterned wipe that form no part of the claimed design.

1 Claim, 3 Drawing Sheets

(56) **References Cited**
U.S. PATENT DOCUMENTS
D9,066 S * 2/1876 Kagy D5/58
D12,296 S * 6/1881 Einstein D5/49
D51,794 S * 2/1918 Sauer D5/59
D70,483 S * 6/1926 Leiper D5/49
D88,414 S * 11/1932 Hellman D5/59



(56)

References Cited

U.S. PATENT DOCUMENTS

D634,556 S * 3/2011 Coffaro D5/61
D641,556 S * 7/2011 Hutchison D5/60
D647,310 S * 10/2011 Hutchison D21F 11/006
D5/60
D702,447 S * 4/2014 Boyle D5/61
D762,992 S * 8/2016 Rutter D5/58
2014/0134374 A1* 5/2014 Chu B31F 1/07
428/43
2015/0101772 A1* 4/2015 Olson D21H 27/40
162/109
2015/0176219 A1* 6/2015 Hannen D21H 27/002
162/109
2016/0129626 A1* 5/2016 Arora A61F 13/15699
264/40.1

* cited by examiner

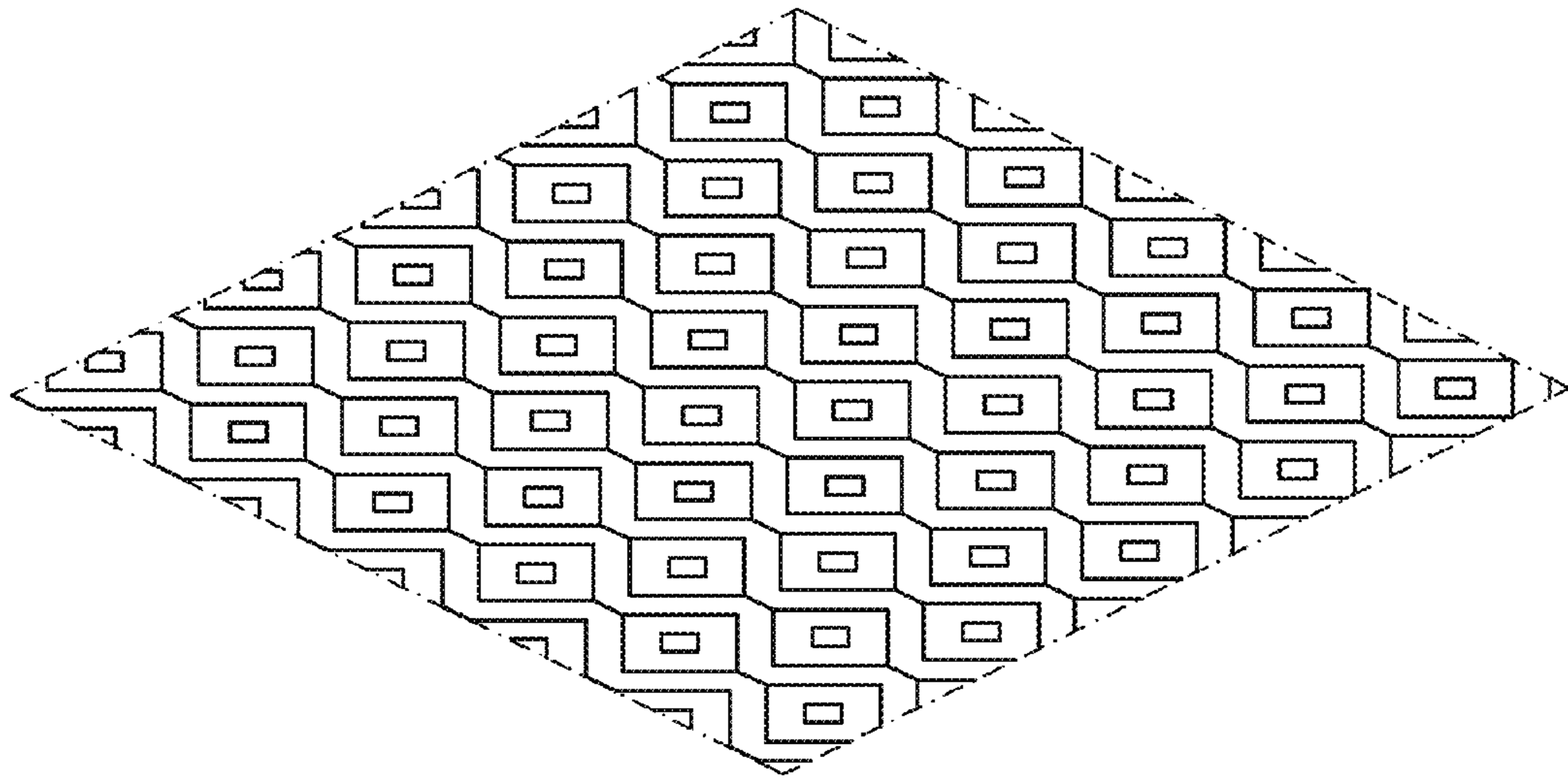


FIG. 1




FIG. 2




FIG. 3



FIG. 4