



US00D826548S

(12) **United States Design Patent** (10) **Patent No.:** **US D826,548 S**
Hume (45) **Date of Patent:** **** Aug. 28, 2018**

- (54) **DRINKING FLASK**
- (71) Applicant: **True Fabrications, Inc.**, Seattle, WA (US)
- (72) Inventor: **Ryan William Hume**, Seattle, WA (US)
- (73) Assignee: **TRUE FABRICATIONS, INC.**, Seattle, WA (US)
- (**) Term: **15 Years**
- (21) Appl. No.: **29/586,184**
- (22) Filed: **Dec. 1, 2016**
- (51) **LOC (11) Cl.** **03-01**
- (52) **U.S. Cl.**
USPC **D3/202**
- (58) **Field of Classification Search**
USPC D3/201, 202; D7/619.1; D9/523, 522
CPC B65D 1/02; B65D 1/0223; B65D 43/16;
B65D 21/0231; B65D 23/102; B65D
41/04
See application file for complete search history.

(56) **References Cited**

U.S. PATENT DOCUMENTS

D44,371 S *	7/1913	Kopecky et al.	D3/202
D58,948 S *	9/1921	Sebring et al.	D3/203.1
1,846,720 A *	2/1932	Guild	B65D 39/08 220/291
D87,968 S *	10/1932	Lewis et al.	D3/202
D254,596 S *	4/1980	Spigelman	D9/522
D322,358 S *	12/1991	Jacober	D3/202
D326,228 S *	5/1992	Stratford	D24/224
D340,864 S *	11/1993	De Rothschild	D9/522
D345,916 S *	4/1994	Bondewel	D9/516
D351,904 S *	10/1994	Maze	D24/224
D427,062 S *	6/2000	Alvarez	D23/211.1

D471,584 S *	3/2003	Sugata	B41J 2/17509 D18/43
D512,638 S *	12/2005	Baron	D9/523
D521,230 S *	5/2006	Linz	D3/202
D524,536 S *	7/2006	Warner	D3/202
D533,185 S *	12/2006	Ishida	D14/203.2
D539,150 S *	3/2007	Leoncavallo	D9/454
D562,138 S *	2/2008	Warner	D9/522
D586,221 S *	2/2009	Shaikh	D9/523
D598,644 S *	8/2009	Solari	D3/202
D604,165 S *	11/2009	Gilbert	D9/443
D611,811 S *	3/2010	Gilbert	D9/443
D614,497 S *	4/2010	Pola	D9/443
D623,058 S *	9/2010	Gilbert	D9/443
D635,864 S *	4/2011	Lee	D9/521
D645,358 S *	9/2011	De Monclin	D9/522
D653,847 S *	2/2012	Seals	D3/202

(Continued)

Primary Examiner — John Windmuller
Assistant Examiner — Steven J Czyz
(74) *Attorney, Agent, or Firm* — Vicky Bajwa


(57) **CLAIM**

The ornamental design for a drinking flask, as shown and described.

DESCRIPTION

FIG. 1 is a front elevation view of a drinking flask showing our new design; the rear being a mirror image thereof; FIG. 2 is a left side elevation view of the drinking flask of FIG. 1; FIG. 3 is a right side elevation view of the drinking flask of FIG. 1; FIG. 4 is a top view of the drinking flask of FIG. 1; FIG. 5 is a bottom view of the drinking flask of FIG. 1; and, FIG. 6 is a top perspective view of the drinking flask of FIG. 1. The broken lines depict portions of the article that form no part of the claimed design.

1 Claim, 3 Drawing Sheets



(56)

References Cited

U.S. PATENT DOCUMENTS

D702,433	S *	4/2014	Romley	D3/202
8,777,040	B2 *	7/2014	Wahl	A47G 19/2266 215/237
D718,044	S *	11/2014	Vargo	D3/202
D720,620	S *	1/2015	Gerard	D9/522
D723,373	S *	3/2015	Wahl	D9/449
D730,317	S *	5/2015	Silvera	D14/207
D736,517	S *	8/2015	Lee	D3/202
D746,261	S *	12/2015	Silvera	D14/207
D747,652	S *	1/2016	Engelen	D9/453
D758,868	S *	6/2016	Bretschneider	D9/520
D773,304	S *	12/2016	Engelen	D9/453
D775,530	S *	1/2017	Gayner	D9/563
D779,331	S *	2/2017	Robson	D18/56
D795,701	S *	8/2017	Engelen	D9/453
2002/0139797	A1 *	10/2002	Danze	A45C 7/005 220/4.27
2004/0020950	A1 *	2/2004	Overbay	A45F 3/18 224/148.7
2005/0224088	A1 *	10/2005	Willis	A24F 3/00 131/329
2005/0247732	A1 *	11/2005	Duke	B65D 75/5883 222/183

* cited by examiner




FIG. 1




FIG. 2




FIG. 3

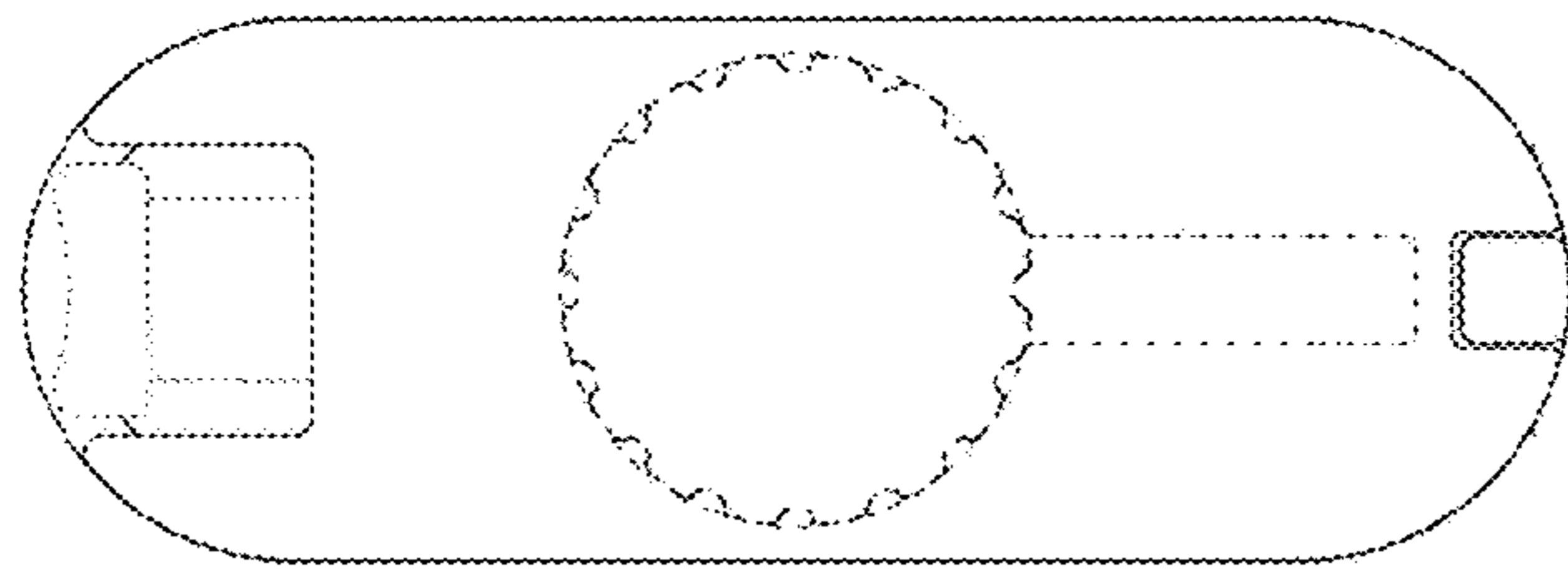


FIG. 4




FIG. 5

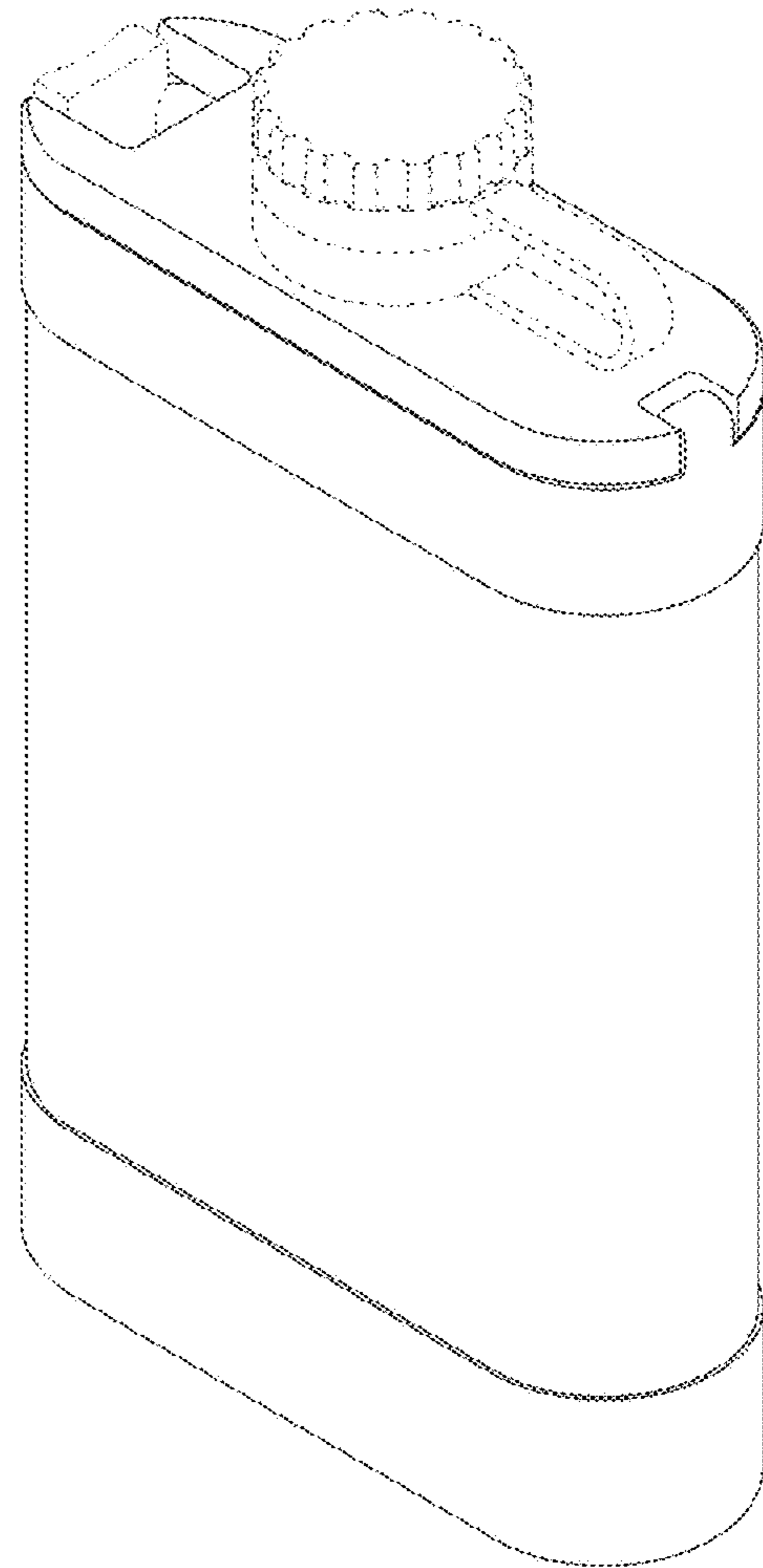


FIG. 6