



US00D826531S

(12) **United States Design Patent** (10) **Patent No.:** **US D826,531 S**  
**Ringholz et al.** (45) **Date of Patent:** **\*\* Aug. 28, 2018**

(54) **UPPER FOR SHOE**  
(71) Applicant: **Plae, Inc.**, San Francisco, CA (US)  
(72) Inventors: **Ryan Ringholz**, Mill Valley, CA (US);  
**Christine Bettencourt**, San Francisco, CA (US)  
(73) Assignee: **PLAE, INC.**, San Francisco, CA (US)

4,451,995 A 6/1984 Antonious  
4,542,598 A 9/1985 Misevich et al.  
D293,846 S \* 1/1988 Bua ..... D2/969  
D301,935 S 7/1989 Jonah  
D305,828 S 2/1990 Whatley  
D335,385 S 5/1993 Kawabata  
D337,422 S 7/1993 Leake  
D388,940 S 1/1998 Barker  
D431,712 S \* 10/2000 Wilson ..... D2/969

(Continued)

(\*\*) Term: **15 Years**

**OTHER PUBLICATIONS**

(21) Appl. No.: **29/587,961**

Craze II Leather by Keds, Zappos.com, [http://www.zappos.com/p/keds-craze-ii-white/product/8818353/color/14?zlfid=191&ref=pd\\_detail\\_4\\_sims\\_v](http://www.zappos.com/p/keds-craze-ii-white/product/8818353/color/14?zlfid=191&ref=pd_detail_4_sims_v), dated Sep. 14, 2017 (5 pages).

(22) Filed: **Dec. 16, 2016**

(51) **LOC (11) Cl.** ..... **02-99**

*Primary Examiner* — Dominic V Simone

(52) **U.S. Cl.**  
USPC ..... **D2/969**

(74) *Attorney, Agent, or Firm* — Wilmer Cutler Pickering Hale and Dorr LLP

(58) **Field of Classification Search**  
USPC ..... D2/902, 906–908, 923, 944, 946, 969,  
D2/972–975, 978; D5/7, 15, 46, 47, 49,  
D5/53  
CPC ... A43B 13/181; A43B 13/141; A43B 13/186;  
A43B 13/188; A43B 23/00; A43B 23/02;  
A43B 5/00; A43B 23/26; A43B 1/04;  
A43B 11/14; A43B 7/00; A43B 3/12;  
A43C 3/00; A43C 5/00; A43C 7/00;  
A43C 11/004

(57) **CLAIM**

We claim the ornamental design for the upper for a shoe, as shown and described.

See application file for complete search history.

**DESCRIPTION**

FIG. 1 is a perspective view of an upper for a shoe of the present invention.  
FIG. 2 is a side view of the upper for a shoe shown in FIG. 1.  
FIG. 3 is an opposite side view of the upper for a shoe shown in FIG. 1.  
FIG. 4 is a top view of the upper for a shoe shown in FIG. 1.  
FIG. 5 is a rear view of the upper for a shoe shown in FIG. 1; and,  
FIG. 6 is a front view of the upper for a shoe shown in FIG. 1.  
The broken lines below the upper show a part of the shoe that is not part of the claimed design. The broken lines included in the upper represent part of the claimed design.

(56) **References Cited**

**U.S. PATENT DOCUMENTS**

1,678,241 A 7/1928 Benz  
2,247,459 A 7/1941 Wolfhard  
D151,303 S 10/1948 Walsh  
3,430,365 A 3/1969 Dee  
3,626,610 A 12/1971 Dassler  
D250,917 S 1/1979 Wynne  
D255,956 S 7/1980 Hirsch  
D263,643 S 4/1982 Vermonet  
D270,111 S 8/1983 Migdow  
D272,962 S 3/1984 Clarvit

**1 Claim, 5 Drawing Sheets**



(56)

References Cited

U.S. PATENT DOCUMENTS

D436,244 S	1/2001	James		D613,482 S	4/2010	Della Valle et al.	
D457,297 S	5/2002	Adams et al.		D620,689 S	8/2010	Weber	
D480,552 S	10/2003	Burg et al.		D625,097 S	10/2010	Portzline	
D482,854 S	12/2003	Burg et al.		D626,312 S	11/2010	Della Valle et al.	
D493,029 S	7/2004	Jacobs		D636,156 S	4/2011	Della Valle et al.	
D499,864 S	12/2004	Belley et al.		D636,683 S	4/2011	Floyd et al.	
D500,196 S	12/2004	Belley		D636,983 S	5/2011	Torrance et al.	
D504,999 S	5/2005	Robbins et al.		D651,390 S *	1/2012	Van Zyll De Jong	..... D2/969
D510,473 S *	10/2005	Burg	..... D2/969	D661,874 S	6/2012	Hardy	
D513,448 S *	1/2006	Oliva	..... D2/969	D676,641 S	2/2013	Lin	
D513,663 S	1/2006	Lane, III et al.		D714,034 S	9/2014	Della Valle et al.	
D514,296 S	2/2006	Erickson et al.		D732,812 S	6/2015	Weddle	
D533,706 S	12/2006	Lane, III et al.		D735,450 S	8/2015	McInerney	
D541,025 S	4/2007	Mochen		D735,455 S	8/2015	Mochen et al.	
D542,517 S *	5/2007	Hulbert	..... D2/969	D737,553 S	9/2015	Della Valle et al.	
D560,338 S	1/2008	Lane, III		D738,076 S	9/2015	Sassi	
D570,587 S *	6/2008	Mermet	..... D2/969	D751,797 S	3/2016	Slimane	
D613,480 S	4/2010	Lamont		2005/0022427 A1	2/2005	Kerns et al.	
				2011/0258876 A1	10/2011	Baker et al.	
				2017/0055627 A1	3/2017	Cook	
				2017/0238645 A1	8/2017	Arin	

\* cited by examiner

FIG. 1




FIG. 2

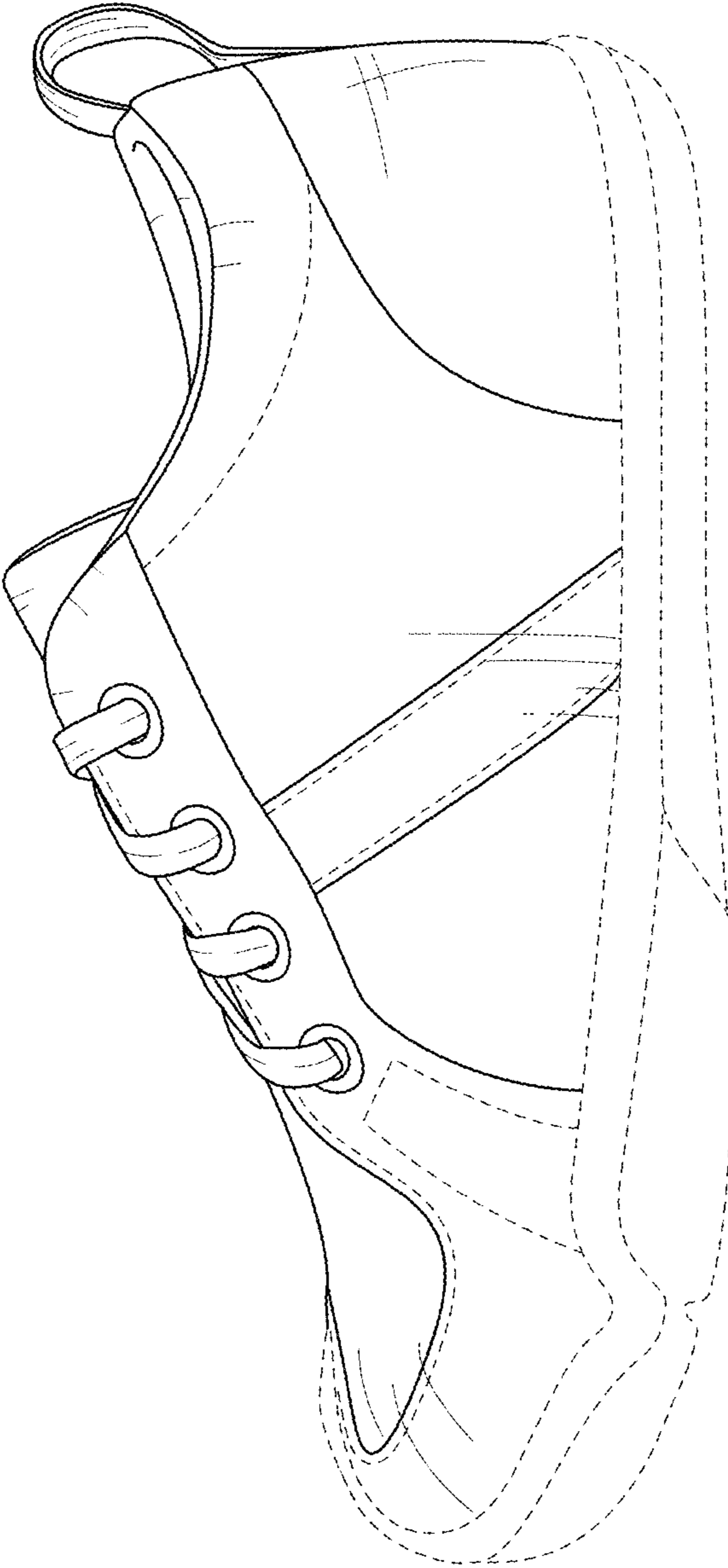


FIG. 3

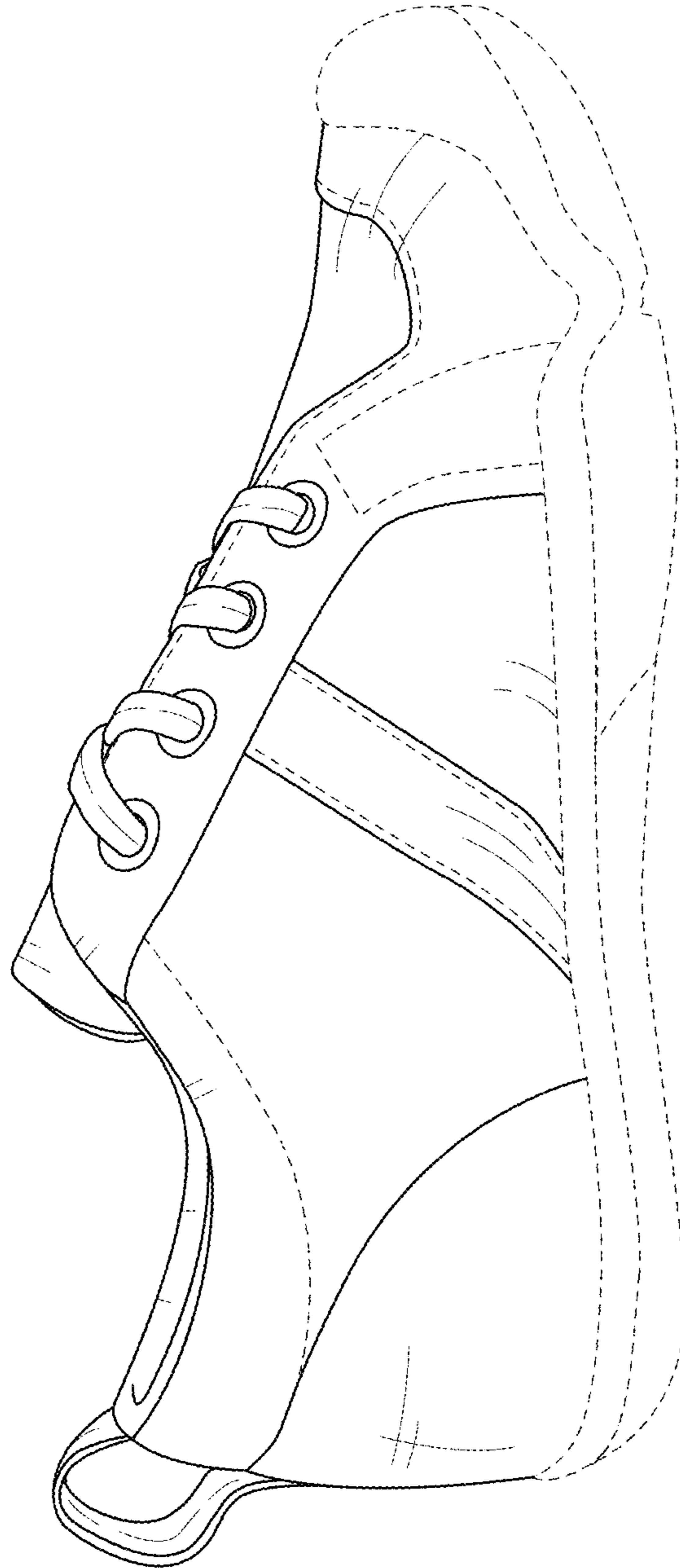




FIG. 4

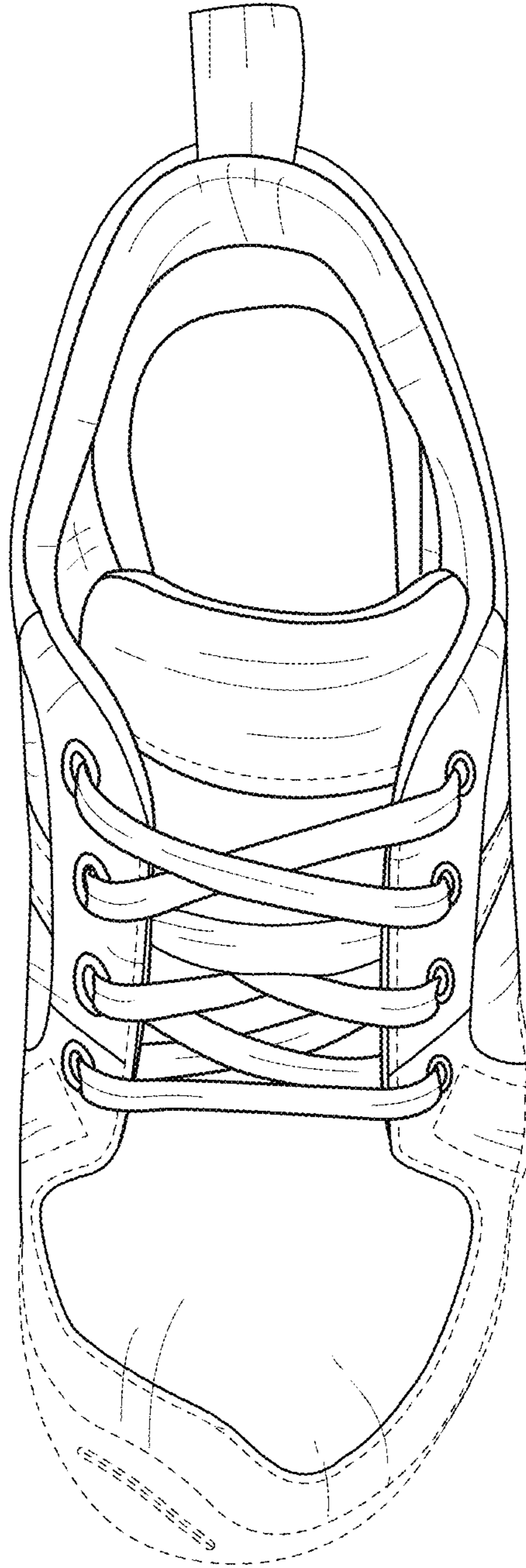


FIG. 6

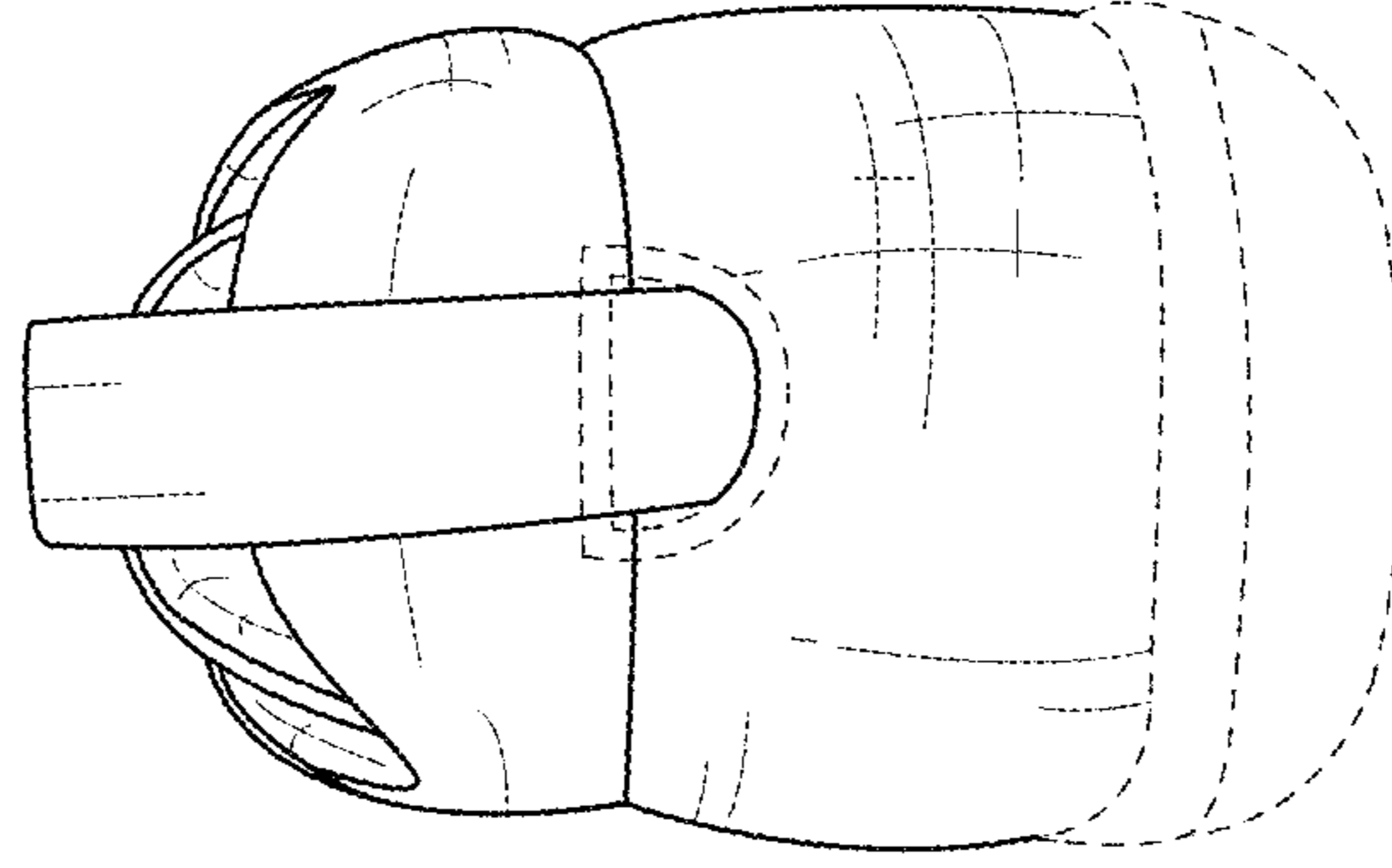


FIG. 5

