



US00D826528S

(12) **United States Design Patent**
Hui et al.

(10) **Patent No.:** **US D826,528 S**

(45) **Date of Patent:** **** Aug. 28, 2018**

(54) **SHOE OUTSOLE**

(71) Applicant: **NIKE, Inc.**, Beaverton, OR (US)

(72) Inventors: **Michael Hui**, Lake Oswego, OR (US);
Dov Michael Lashmore, Milwaukie,
OR (US)

(73) Assignee: **NIKE, Inc.**, Beaverton, OR (US)

(**) Term: **15 Years**

(21) Appl. No.: **29/604,137**

(22) Filed: **May 15, 2017**

(51) **LOC (11) Cl.** **02-04**

(52) **U.S. Cl.**
USPC **D2/960**; D2/951; D2/953; D2/957;
D2/959

(58) **Field of Classification Search**

USPC D2/902, 906, 908, 916, 918, 925,
D2/946-962, 977; 36/3 B, 22 R, 24.5,
36/25 R, 28, 32 R, 34 R, 59 C, 67 A, 103
CPC A43B 13/00; A43B 13/02; A43B 13/023;
A43B 13/026; A43B 13/04; A43B 13/08;
A43B 13/10; A43B 13/12; A43B 13/14;
A43B 13/141; A43B 13/143; A43B
13/16; A43B 13/18; A43B 13/181; A43B
13/187; A43B 13/189; A43B 13/20; A43B
13/22; A43B 13/223; A43B 13/24; A43B
13/28; A43B 13/30; A43B 13/32; A43B
13/34; A43B 13/36

See application file for complete search history.

(56) **References Cited**

U.S. PATENT DOCUMENTS

D185,954 S * 8/1959 Powell 36/25 R
D321,778 S * 11/1991 Austin D2/960
D332,345 S * 1/1993 Duffy D2/955
D334,464 S * 4/1993 Dodds D2/957
D379,862 S * 6/1997 Morgan D2/953

D472,037 S * 3/2003 Masullo D2/949
D478,412 S * 8/2003 Adams D2/956
D487,840 S * 3/2004 Hillyer D2/957
D497,703 S * 11/2004 Lupo D2/949
D523,614 S * 6/2006 Mitchell D2/951
D524,018 S * 7/2006 Deas D2/947
D529,693 S * 10/2006 Le D2/957
D580,137 S * 11/2008 Andersen D2/952
D610,332 S * 2/2010 Raichle D2/951
7,658,018 B2 * 2/2010 Lin A43B 17/08
36/3 B
D622,043 S * 8/2010 Hauglin D2/951
D710,579 S * 8/2014 Williams, Jr. D2/947
D716,537 S * 11/2014 Silverman D2/950
D736,509 S * 8/2015 Bikowski D2/951
D744,214 S * 12/2015 McMillan D2/951

(Continued)

Primary Examiner — T Chase Nelson

(74) *Attorney, Agent, or Firm* — Banner & Witcoff, Ltd.


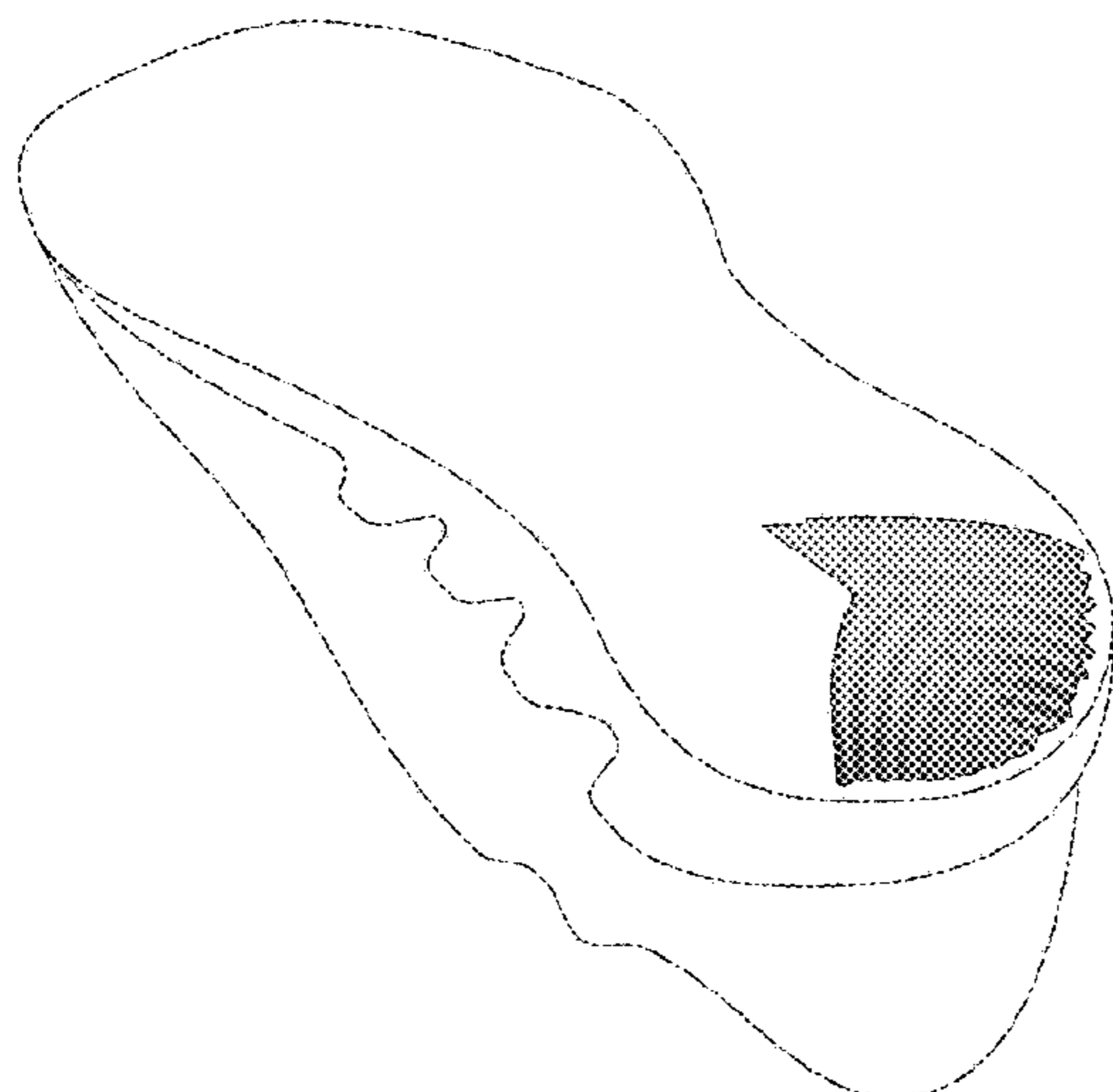
(57) **CLAIM**

The ornamental design for a shoe outsole, as shown and described.

DESCRIPTION

FIG. 1 is a front perspective view of a shoe outsole showing our new design;
FIG. 2 is a bottom view thereof;
FIG. 3 is a rear perspective view thereof;
FIG. 4 is an enlarged view of FIG. 1 with environmental portions removed for clarity;
FIG. 5 is an enlarged view of FIG. 2 with environmental portions removed for clarity; and,
FIG. 6 is an enlarged view of FIG. 3 with environmental portions removed for clarity.
The broken lines immediately surrounding the photographic area define the bounds of the claimed design and form no part thereof. The broken lines showing the remainder of the shoe represent unclaimed subject matter and form no part of the claimed design.

1 Claim, 6 Drawing Sheets



(56)

References Cited

U.S. PATENT DOCUMENTS

D770,739 S * 11/2016 Nethongkome D2/947
D784,666 S * 4/2017 Lok D2/947
D790,183 S * 6/2017 VanHook D2/947
D792,069 S * 7/2017 Rasmussen D2/951
D796,169 S * 9/2017 Winfield D2/947
D796,170 S * 9/2017 Raysse D2/947
D796,173 S * 9/2017 Winfield D2/951
D796,805 S * 9/2017 Raysse H05K 999/99
D2/951
D797,424 S * 9/2017 Hatfield D2/951
D801,014 S * 10/2017 Bruno D2/947
9,795,184 B2 * 10/2017 Ueda A43B 5/14
D805,279 S * 12/2017 Odinot A43B 17/08
D2/960
D808,141 S * 1/2018 Winfield A43B 5/14
D2/960
D812,879 S * 3/2018 Lapouille D2/957
D816,312 S * 5/2018 Cooper D2/955
D820,571 S * 6/2018 Nethongkome D2/960
2015/0082669 A1 * 3/2015 Peikert A43B 7/125
36/30 R
2016/0255911 A1 * 9/2016 Fujita H05K 999/99

* cited by examiner

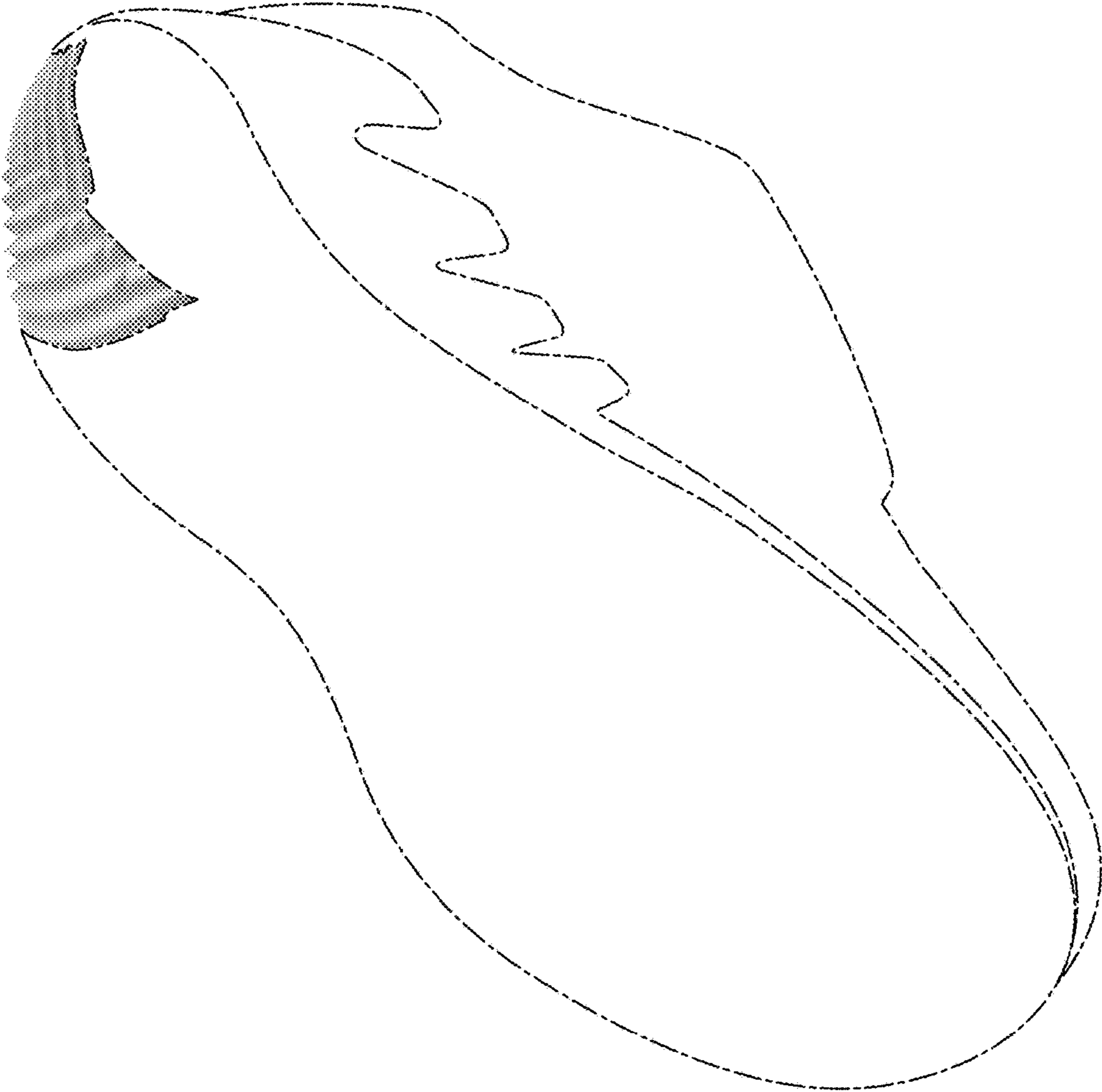


FIG. 1

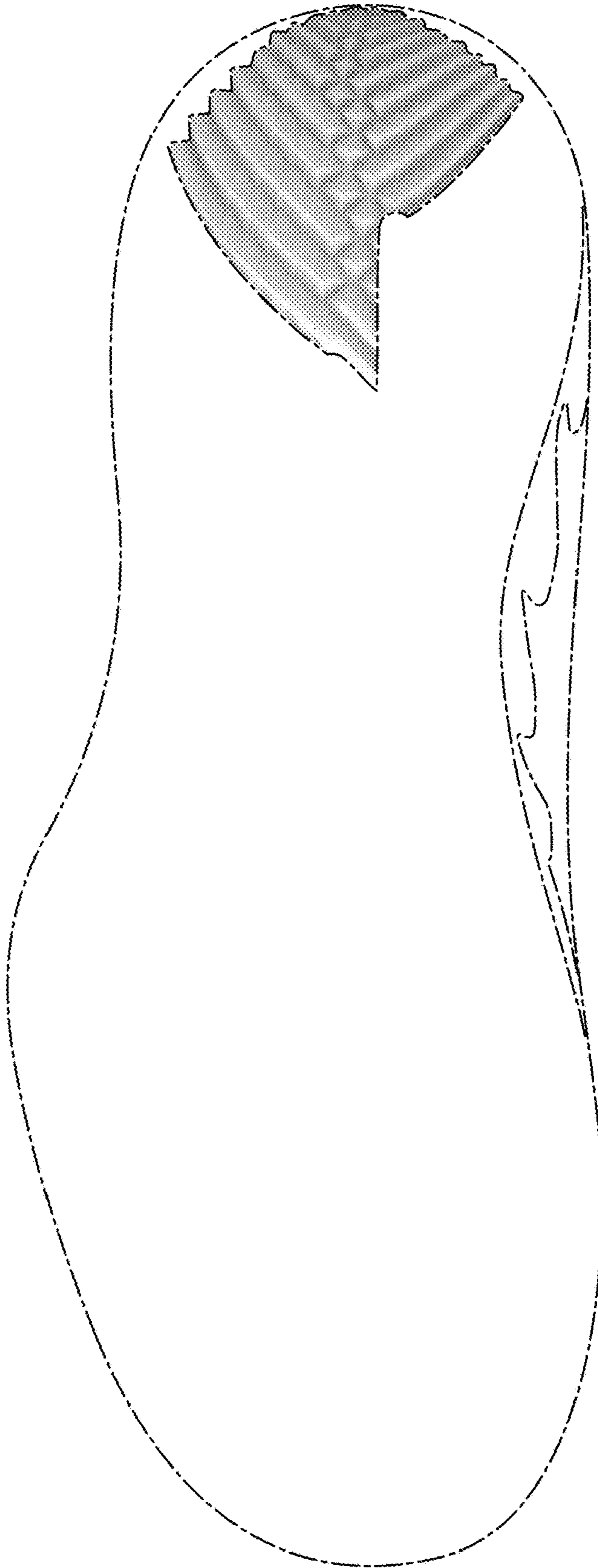


FIG. 2

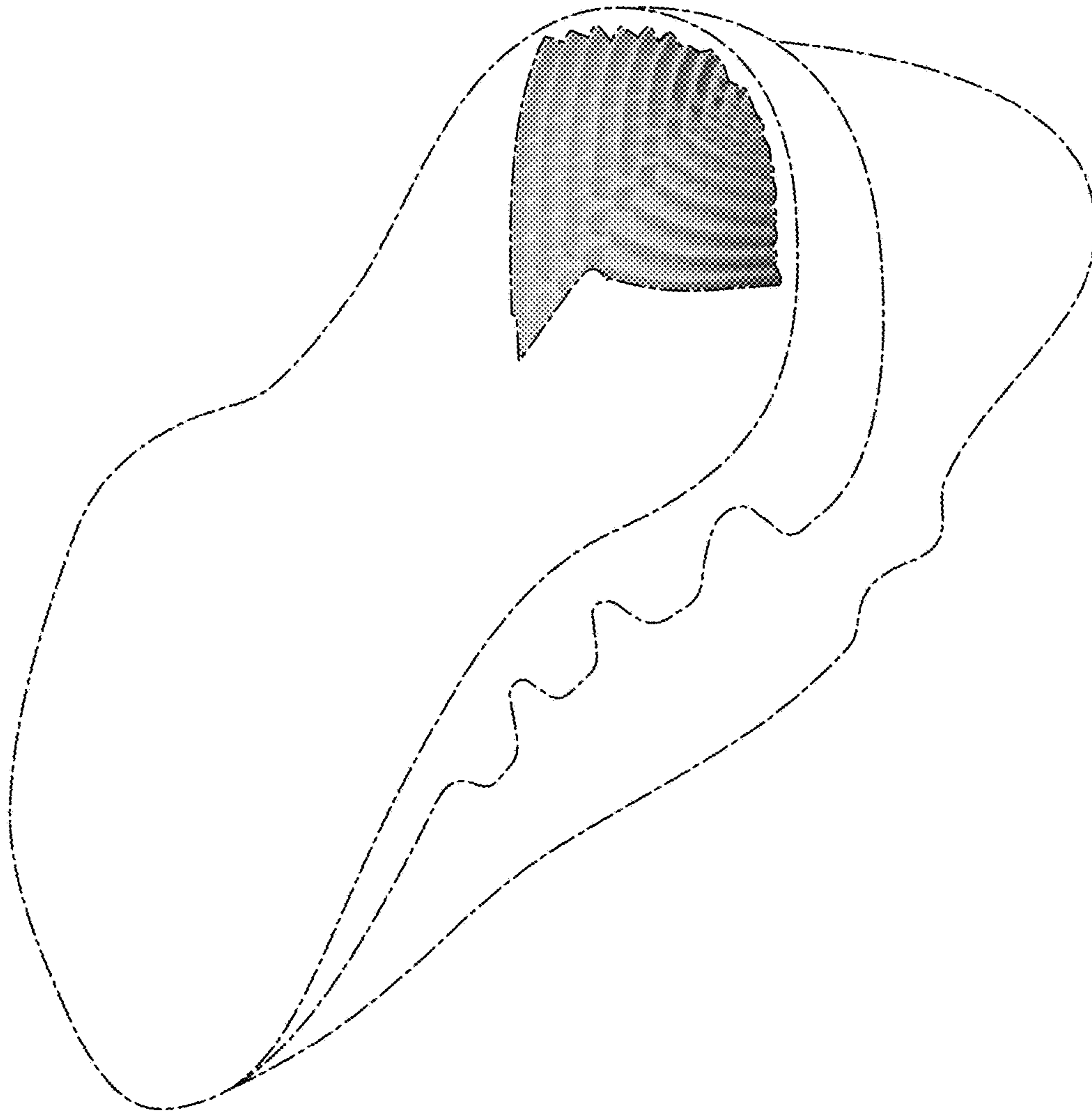


FIG. 3

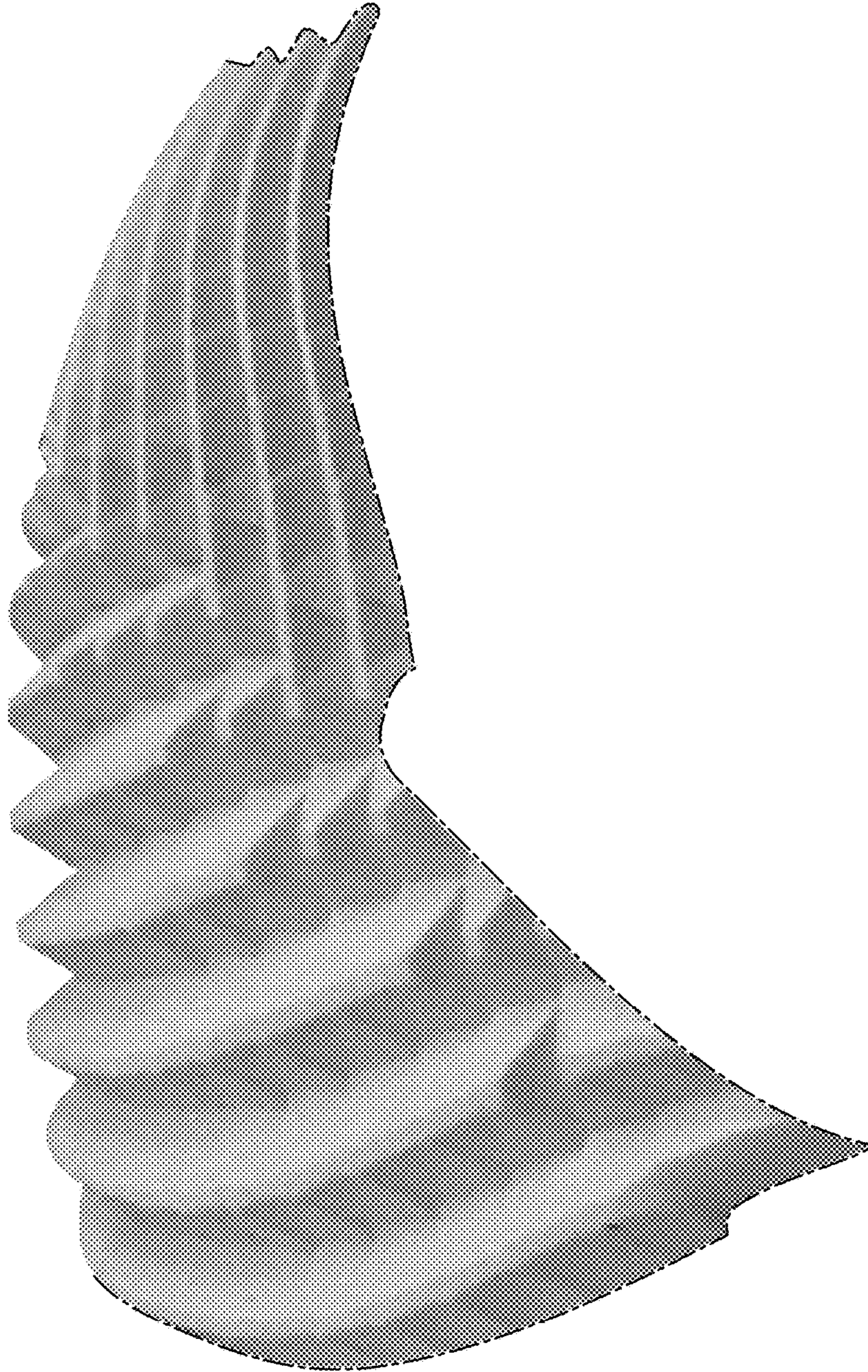


FIG. 4




FIG. 5




FIG. 6