



US00D826527S

(12) **United States Design Patent**
Petrie

(10) **Patent No.:** **US D826,527 S**

(45) **Date of Patent:** **** Aug. 28, 2018**

(54) **SHOE OUTSOLE**

(71) Applicant: **NIKE, Inc.**, Beaverton, OR (US)

(72) Inventor: **Jason G. Petrie**, Portland, OR (US)

(73) Assignee: **NIKE, Inc.**, Beaverton, OR (US)

(**) Term: **15 Years**

(21) Appl. No.: **29/599,674**

(22) Filed: **Apr. 5, 2017**

(51) **LOC (11) Cl.** **02-04**

(52) **U.S. Cl.**

USPC **D2/959**; D2/951; D2/957; D2/960

(58) **Field of Classification Search**

USPC D2/902, 906, 908, 916, 918, 925,
D2/946-962, 977; 36/3 B, 22 R, 24.5,
36/25 R, 28, 32 R, 34 R, 59 C, 67 A, 103
CPC A43B 13/00; A43B 13/02; A43B 13/023;
A43B 13/026; A43B 13/04; A43B 13/08;
A43B 13/10; A43B 13/12; A43B 13/14;
A43B 13/141; A43B 13/143; A43B
13/16; A43B 13/18; A43B 13/181; A43B
13/187; A43B 13/189; A43B 13/20; A43B
13/22; A43B 13/223; A43B 13/24; A43B
13/28; A43B 13/30; A43B 13/32; A43B
13/34; A43B 13/36

See application file for complete search history.

(56) **References Cited**

U.S. PATENT DOCUMENTS

D68,393 S * 10/1925 Murray D2/949
D197,505 S * 2/1964 Bingham D2/955
D307,817 S * 5/1990 Schneider D2/959
D316,627 S * 5/1991 Schneider D2/959
D402,451 S * 12/1998 Wunsch D2/959
D414,022 S * 9/1999 Lozano D2/947
D427,758 S * 7/2000 Schneider D2/951

D478,716 S * 8/2003 Pearce D2/951
D488,916 S * 4/2004 McClaskie D2/957
D509,346 S * 9/2005 Recchi D2/957
D545,036 S * 6/2007 Roulo D2/951
D595,942 S * 7/2009 White D2/961
7,565,754 B1 * 7/2009 Acheson A43B 13/026
36/144
D613,043 S * 4/2010 Walton D2/902
D625,500 S * 10/2010 Dekovic D2/951
D632,467 S * 2/2011 Lubart D2/951
D634,526 S * 3/2011 Ng D2/953
D634,923 S * 3/2011 Lacey D2/951
D638,616 S * 5/2011 Gibson D2/951
D658,357 S * 5/2012 Kasprzak D2/951
D666,393 S * 9/2012 Roulo D2/951
D695,503 S * 12/2013 Madore D2/951

(Continued)

Primary Examiner — T Chase Nelson

(74) *Attorney, Agent, or Firm* — Banner & Witcoff, Ltd.

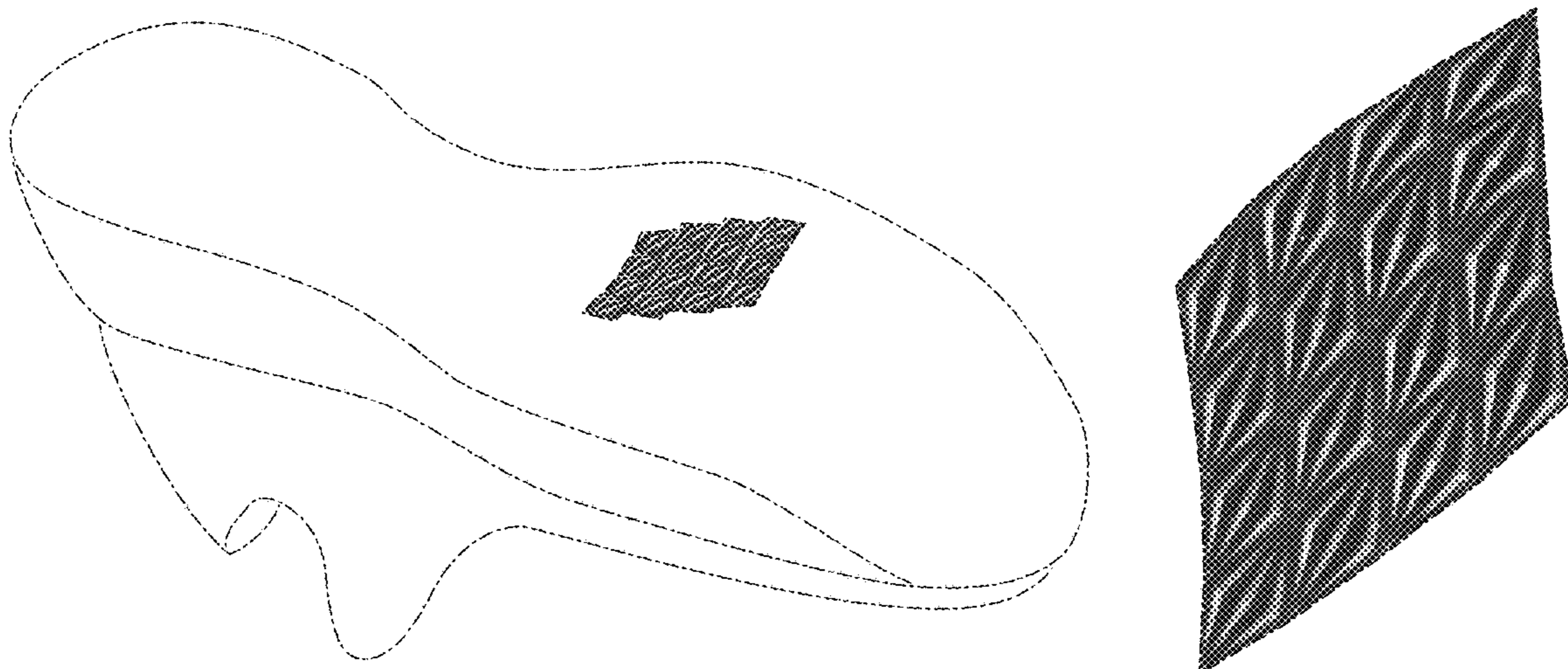
(57) **CLAIM**

The ornamental design for a shoe outsole, as shown and described.

DESCRIPTION

FIG. 1 is a front perspective view of a shoe outsole showing my new design;
FIG. 2 is a bottom view thereof;
FIG. 3 is a rear perspective view thereof;
FIG. 4 is an enlarged view of FIG. 1 with environmental portions removed for clarity;
FIG. 5 is an enlarged view of FIG. 2 with environmental portions removed for clarity; and,
FIG. 6 is an enlarged view of FIG. 3 with environmental portions removed for clarity.
The broken lines immediately adjacent to and surrounding the photographic area define the peripheral bounds of the claimed design and form no part thereof. The broken lines showing the remainder of the shoe represent unclaimed subject matter and form no part of the claimed design.

1 Claim, 6 Drawing Sheets



(56)

References Cited

U.S. PATENT DOCUMENTS

D700,421	S	*	3/2014	Mueller	D2/951
D773,162	S	*	12/2016	Lane, III	D2/951
D775,801	S	*	1/2017	Kirschner	D2/951
D779,174	S	*	2/2017	De Montgolfier	D2/947
D784,666	S	*	4/2017	Lok	D2/947
D788,426	S	*	6/2017	Hardman	D2/951
D792,689	S	*	7/2017	Mokos	D2/951
D792,691	S	*	7/2017	Mokos	D2/951
D793,682	S	*	8/2017	Bacon	A43B 13/125
						D2/951
D796,805	S	*	9/2017	Raysse	A43B 13/141
						D2/951
D799,803	S	*	10/2017	Nethongkome	A43B 7/08
						D2/953
D801,014	S	*	10/2017	Bruno	A43B 13/223
						D2/947
D802,276	S	*	11/2017	de Montgolfier	A43B 13/026
						D2/959
D808,136	S	*	1/2018	Tæstensen	D2/951
9,867,427	B2	*	1/2018	Fujita	A43B 13/223
D811,064	S	*	2/2018	Gibson	D2/957
D811,708	S	*	3/2018	Diard	D2/959
2007/0101617	A1	*	5/2007	Brewer	A43B 7/08
						36/103
2009/0293314	A1	*	12/2009	Dekovic	A43B 13/141
						36/103
2016/0255911	A1	*	9/2016	Fujita	A43B 13/125

* cited by examiner

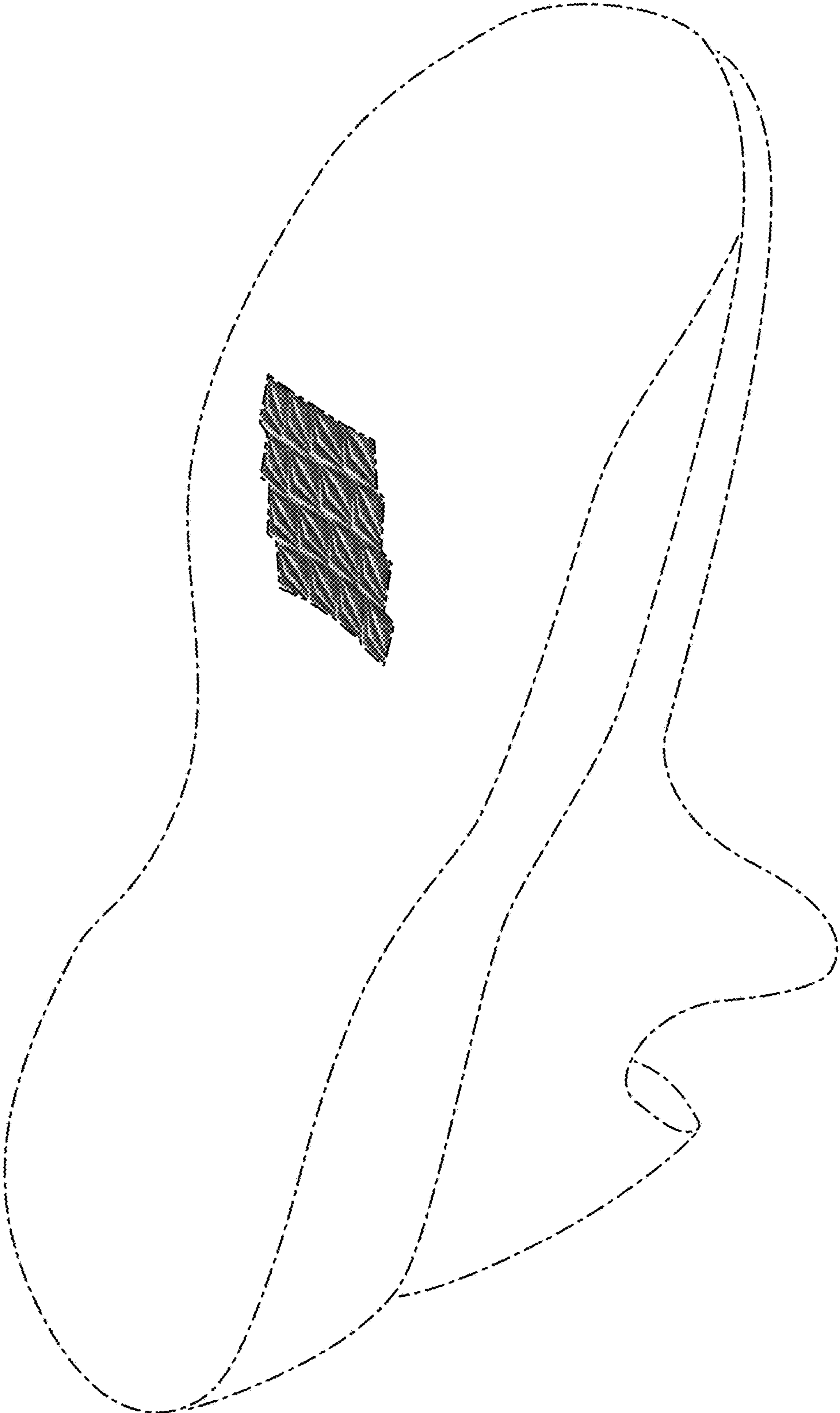


FIG. 1

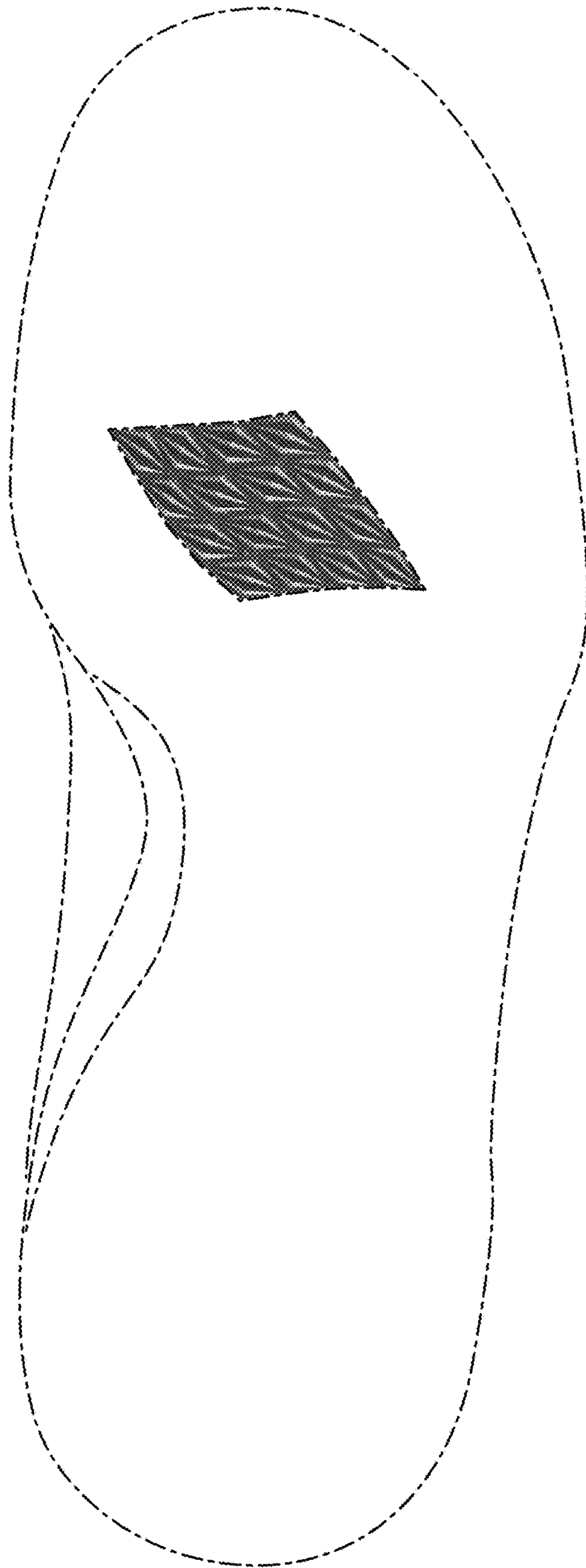


FIG. 2

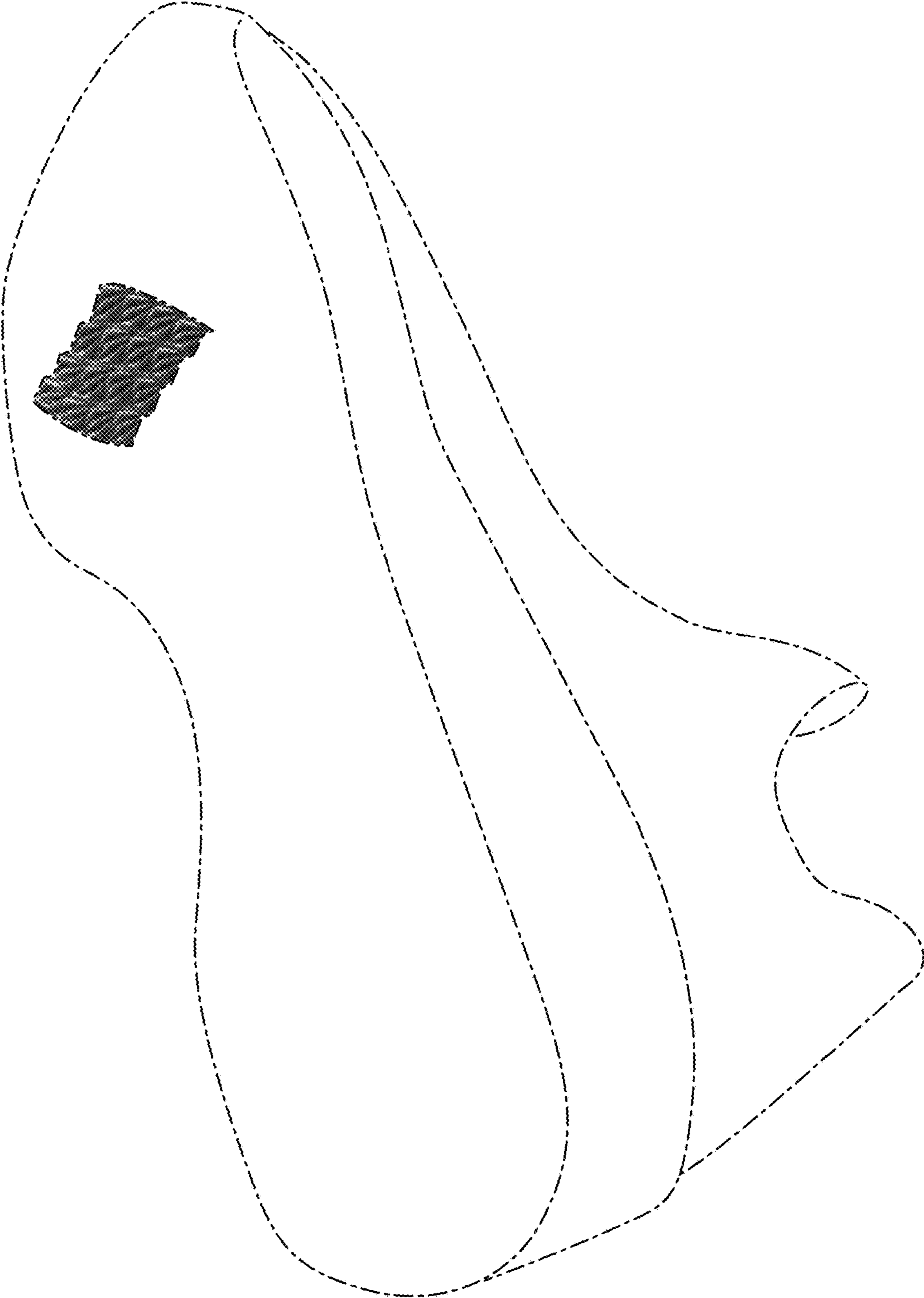


FIG. 3




FIG. 4




FIG. 5




FIG. 6