



US00D826509S

(12) **United States Design Patent** (10) **Patent No.:** **US D826,509 S**
Foley et al. (45) **Date of Patent:** **** Aug. 21, 2018**

(54) **CUSTOMIZABLE CADDY PLATFORM**

(71) Applicant: **DEFLECTO, LLC**, Indianapolis, IN (US)

(72) Inventors: **Patrick Foley**, Fishers, IN (US);
Danielle N Rodgers, Indianapolis, IN (US); **Robin Wang**, Foshan (CN)

(73) Assignee: **Deflecto, LLC**, Indianapolis, IN (US)

(**) Term: **15 Years**

(21) Appl. No.: **29/572,960**

(22) Filed: **Aug. 1, 2016**

(51) **LOC (11) Cl.** **12-02**

(52) **U.S. Cl.**
USPC **D34/14**

(58) **Field of Classification Search**
USPC 108/53.3; 248/346; 280/47.34, 47.35, 280/651, 79.11, 79.2, 79.3, 79.4, 79.5, 280/79.6; 29/426.2; D34/12, 14, 15, 16, D34/17, 18, 19, 20, 21, 22-27
CPC B62B 2202/67; A47B 31/00; A47F 5/108; B60P 3/0257
See application file for complete search history.

(56) **References Cited**

U.S. PATENT DOCUMENTS

4,714,158 A	12/1987	Oltman et al.	
5,415,277 A	5/1995	Berntsen	
D427,406 S *	6/2000	Hartwall	D34/12
D448,536 S *	9/2001	Treschitta	D34/12
7,559,514 B1	7/2009	Wynter	
D599,523 S *	9/2009	Ambrefe, Jr.	D34/27
D610,323 S *	2/2010	Saladino	D34/17
D668,418 S *	10/2012	Nicholson	D34/14
D668,419 S *	10/2012	Nicholson	D34/14
D768,949 S *	10/2016	Da Conceicao Gil Duarte Pereira	D34/17
D775,832 S *	1/2017	Stuart	D3/315

D777,396 S *	1/2017	Milton	D34/14
D779,145 S *	2/2017	Thuma	D34/17
D789,690 S *	6/2017	Foley	D3/310
2006/0157373 A1	7/2006	Griffith	
2008/0000899 A1	1/2008	Baker	
2010/0059951 A1	3/2010	Hadar et al.	
2012/0018966 A1 *	1/2012	Moore	B62B 3/002 280/79.11
2016/0130034 A1	5/2016	Kuhls et al.	

FOREIGN PATENT DOCUMENTS

DE 3702061 8/1987

OTHER PUBLICATIONS

European Search Report dated Dec. 14, 2017 issued in related application EP 17183503 filed Jul. 27, 2017 (5 pgs).
International Search Report and Written Opinion dated Mar. 18, 2016 in related application No. PCT/US16/12131 filed Jan. 5, 2016 (8 pages).

* cited by examiner

Primary Examiner — Cynthia Ramirez

Assistant Examiner — Michael A Maharajh

(74) *Attorney, Agent, or Firm* — Dentons US LLP; Brian R. McGinley; Roman Tsibulevskly

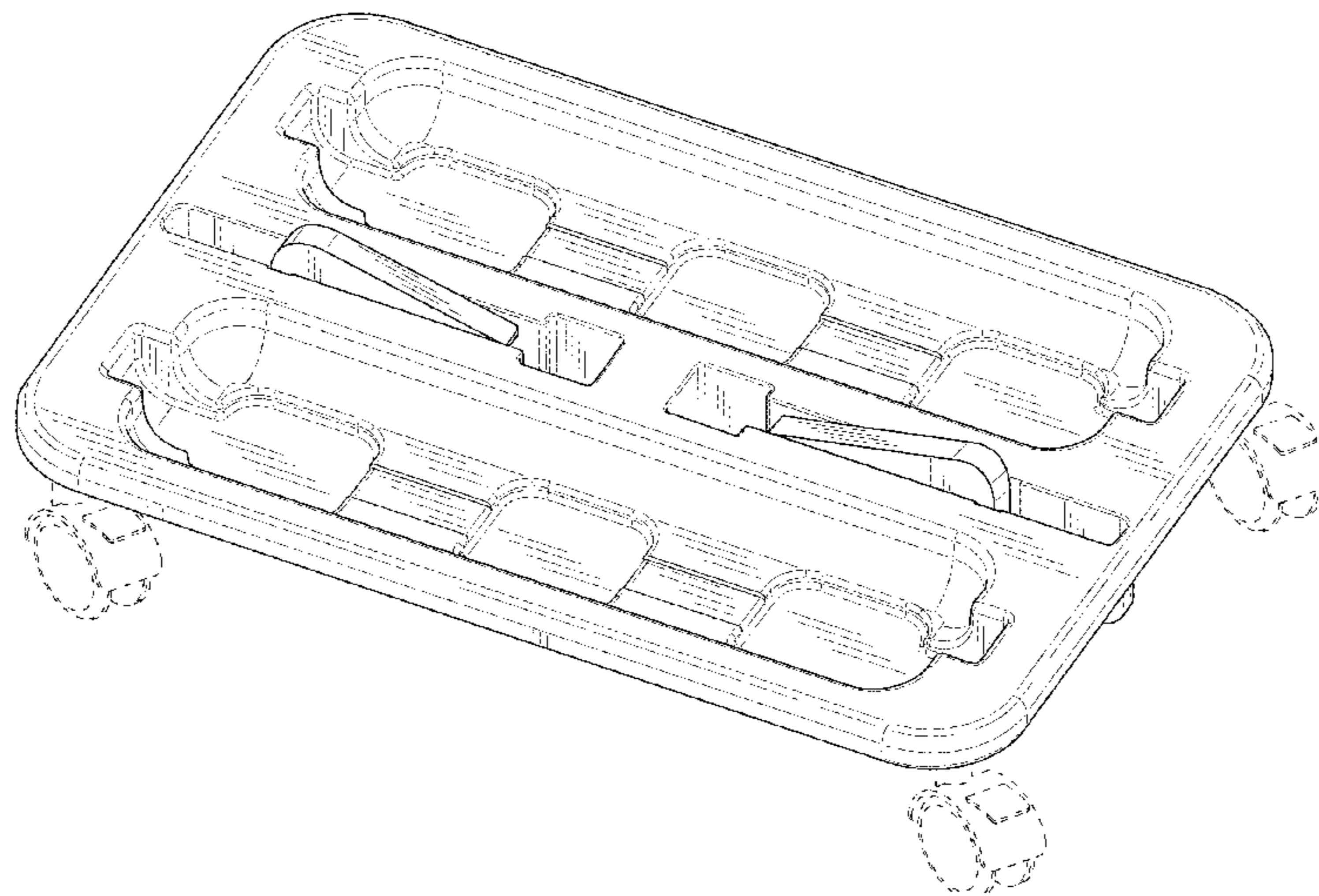
(57) **CLAIM**

The ornamental design for a customizable caddy platform, as shown and described.

DESCRIPTION

FIG. 1 is a perspective view of a customizable caddy platform showing our new design; FIG. 2 is a bottom view thereof; and, FIG. 3 is a top view thereof. The broken lines in the drawings are for the purpose of illustrating portions of the customizable caddy platform which form no part of the claimed design.

1 Claim, 3 Drawing Sheets



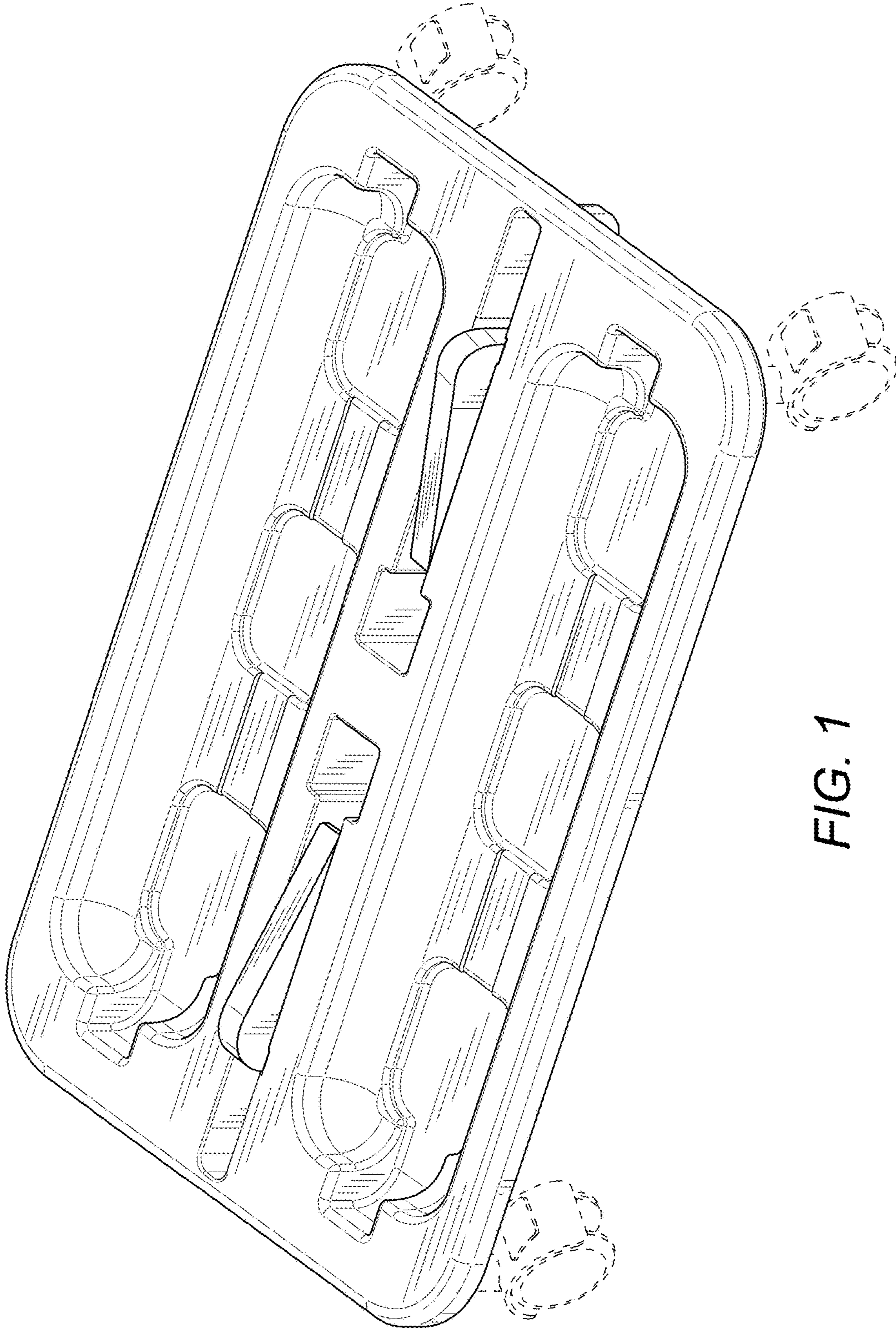


FIG. 1

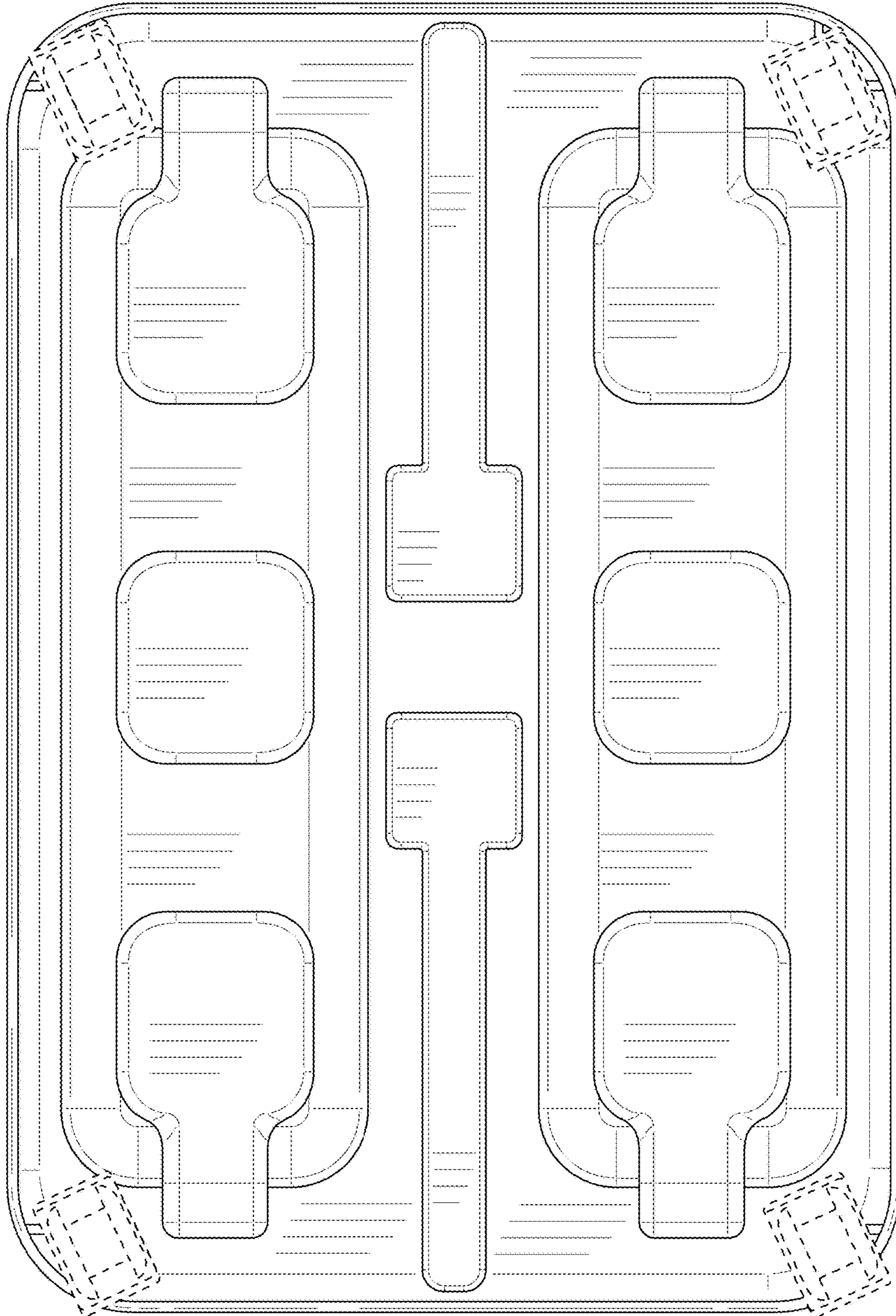


FIG. 2

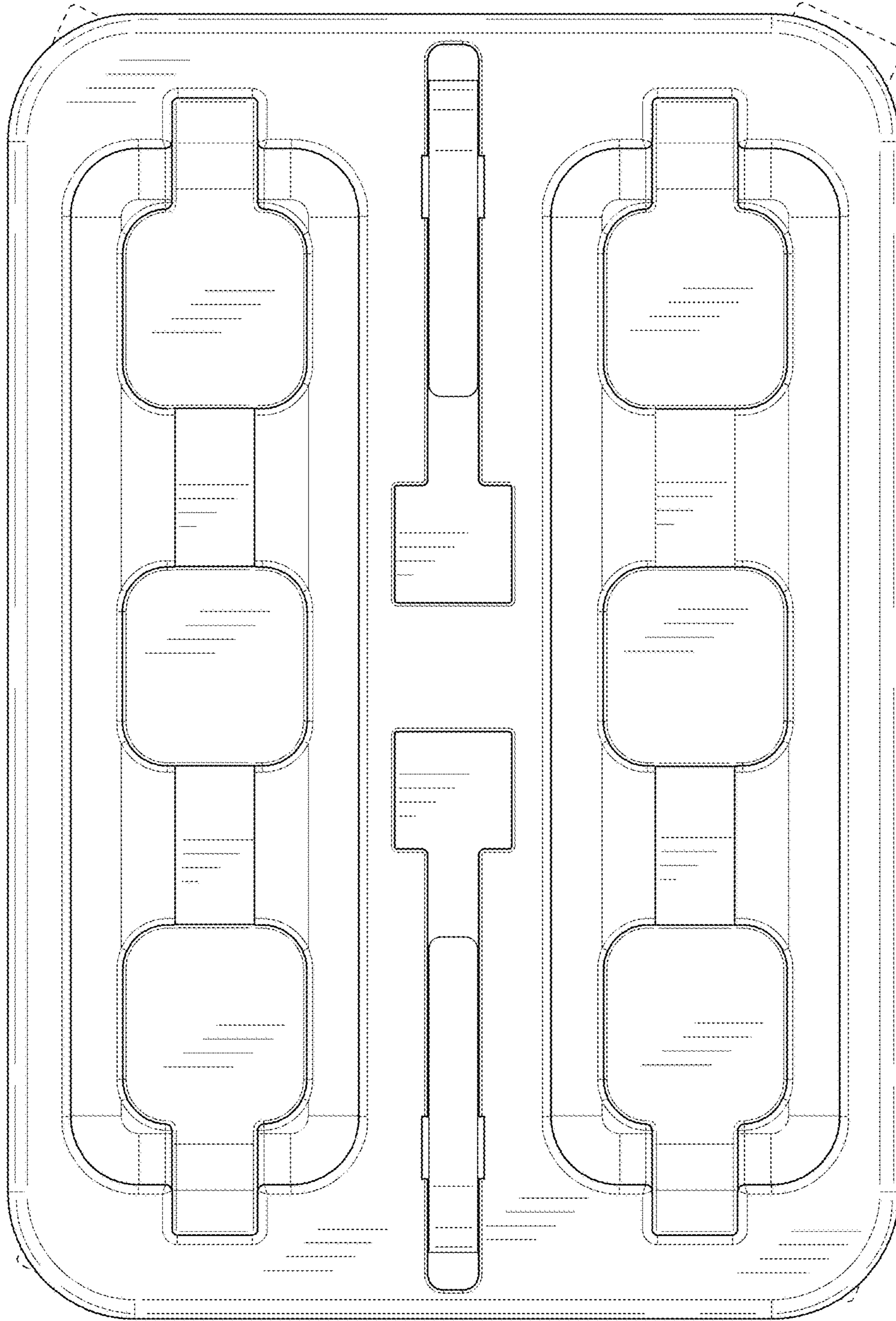


FIG. 3