



US00D826498S

(12) **United States Design Patent**
Catania

(10) **Patent No.:** **US D826,498 S**

(45) **Date of Patent:** **** Aug. 21, 2018**

(54) **COMBINED SPONGE AND STEEL WOOL PAD**

(71) Applicant: **Michael Ross Catania**, Laurel Springs, NJ (US)

(72) Inventor: **Michael Ross Catania**, Laurel Springs, NJ (US)

(73) Assignee: **Michael Ross Catania**, Laurel Springs, NJ (US)

(**) Term: **15 Years**

(21) Appl. No.: **29/617,913**

(22) Filed: **Sep. 17, 2017**

(51) **LOC (11) Cl.** **07-05**

(52) **U.S. Cl.**
USPC **D32/40**

(58) **Field of Classification Search**
USPC D32/39-46, 49-52; D34/4; D6/598;
D21/600

CPC . A47K 7/02; A61M 1/00; A47L 13/00; A47L 13/10; B32B 5/18; B24D 11/00; B24D 3/00; B24D 3/34; B61K 13/00

See application file for complete search history.

(56) **References Cited**

U.S. PATENT DOCUMENTS

2,018,611	A	*	10/1935	Feuerstein	B24D 15/02
						206/451
3,083,392	A	*	4/1963	Sewell	A47K 7/02
						15/118
D403,815	S	*	1/1999	Inerbickler	D3/208
D423,743	S	*	4/2000	Dawson	D32/40
D429,437	S	*	8/2000	Valenti	D6/582
D473,027	S		4/2003	Pecaut et al.		
D495,842	S		9/2004	Minkley et al.		
D505,528	S		5/2005	Burt et al.		
D506,299	S	*	6/2005	Chumley	D28/63
D506,587	S	*	6/2005	Armaly, Jr.	A47L 13/16
						D28/63
D552,814	S	*	10/2007	Munro	D32/40

D577,167	S	*	9/2008	Bogaerts	D32/40
D591,018	S	*	4/2009	Bogaerts	D32/40
D602,665	S	*	10/2009	Porcini	D32/40
D610,753	S	*	2/2010	Moskowitz	D30/158
D632,855	S	*	2/2011	Quinlan	D32/40
D636,955	S	*	4/2011	Armaly, Jr.	D32/40
D652,594	S		1/2012	Zemel		
D657,514	S		4/2012	Pedrizza Hernández et al.		

(Continued)

FOREIGN PATENT DOCUMENTS

CN	304002404	*	1/2017
JP	D1171806	*	4/2003
JP	D1376443	*	12/2009

OTHER PUBLICATIONS

Amazon.com: Tuliptown Pack of 12 Steel Wool Sponge Scrubber, review 2018, <https://www.amazon.com/Tuliptown-Scrubber-Cleaner-Kitchen-Cleaning/dp/B01N12ZR> . . . site visited May 27, 2018 (Year: 2018).*

Primary Examiner — John Windmuller

Assistant Examiner — John R Yeh


(57) **CLAIM**

The ornamental design for a combined sponge and steel wool pad, as shown and described.

DESCRIPTION

FIG. 1 is a front left perspective view of a combined sponge and steel wool pad showing my new design; FIG. 2 is a front right perspective view thereof; FIG. 3 is a front elevational view thereof; FIG. 4 is a back elevational view thereof; FIG. 5 is a left elevational view thereof; FIG. 6 is a right elevational view thereof; FIG. 7 is a top plan view thereof; and, FIG. 8 is a bottom plan view thereof.

1 Claim, 8 Drawing Sheets



(56)

References Cited

U.S. PATENT DOCUMENTS

D663,083 S * 7/2012 Pedriza Hernandez D32/40
D685,962 S * 7/2013 Timm D32/40
D719,710 S 12/2014 Olson
D732,781 S 6/2015 Gimbel
D768,946 S * 10/2016 Anderson D32/40
D795,517 S 8/2017 Meier et al.
D813,481 S * 3/2018 Jack D32/40
2005/0136238 A1 * 6/2005 Lindsay A47L 13/16
428/304.4
2009/0276971 A1 * 11/2009 Nozari A47L 13/16
15/118
2010/0198127 A1 * 8/2010 Addison A61F 13/00008
602/48
2011/0159247 A1 * 6/2011 Sugimoto B32B 5/18
428/174
2016/0045094 A1 * 2/2016 Basu A47L 13/17
424/409
2017/0118981 A1 * 5/2017 Basu A01N 25/34

* cited by examiner

FIG.1




FIG.2




FIG.3




FIG.4




FIG.5




FIG.6




FIG.7




FIG.8

