



US00D826472S

(12) **United States Design Patent** (10) **Patent No.:** **US D826,472 S**  
**Pires et al.** (45) **Date of Patent:** **\*\* Aug. 21, 2018**

- (54) **COSMETIC APPLICATOR**
- (71) Applicant: **ZEN DESIGN SOLUTIONS LIMITED**, Kowloon (HK)
- (72) Inventors: **Leo Clifford Pires**, Basking Ridge, NJ (US); **Roger Hwang**, Maple (CA); **Rahul Bose**, New Delhi (IN); **Smita Srivastava**, New Delhi (IN); **Iti Seth**, Faridabad (IN); **Manisha Kohli**, New Delhi (IN)
- (73) Assignee: **ZEN DESIGN SOLUTIONS LIMITED**, Kowloon, Hong Kong (CN)
- (\*\*) Term: **15 Years**
- (21) Appl. No.: **29/606,750**
- (22) Filed: **Jun. 7, 2017**
- (51) **LOC (11) Cl.** ..... **28-02**
- (52) **U.S. Cl.**  
USPC ..... **D28/7**
- (58) **Field of Classification Search**  
USPC ..... D28/7, 8; D24/168, 187, 189, 190; D30/161  
CPC . A61K 8/99; A61K 8/042; A61K 8/34; A61K 8/245; A61K 8/19  
See application file for complete search history.

- (56) **References Cited**  
U.S. PATENT DOCUMENTS  
D149,899 S \* 6/1948 Melnikoff ..... D28/7  
D197,107 S \* 12/1963 Forgue ..... D28/7  
D628,741 S \* 12/2010 Uehara ..... D28/7  
D638,989 S \* 5/2011 Limongi ..... D28/7  
D638,990 S \* 5/2011 Limongi ..... D28/7  
D641,929 S \* 7/2011 Poletto ..... D28/7

D646,490 S *	10/2011	Pires	.....	D4/136
D729,977 S *	5/2015	Pires	.....	D28/7
D732,734 S *	6/2015	Poletto	.....	D28/7
D735,406 S *	7/2015	Poletto	.....	D28/7
D786,500 S *	5/2017	Vanoncini	.....	D28/7
D807,580 S *	1/2018	Nagata	.....	D28/7
D812,295 S *	3/2018	Staab	.....	D28/7
2007/0181143 A1 *	8/2007	Montoli	.....	A45D 40/262 132/320

\* cited by examiner

*Primary Examiner* — Brandon M Rosati

*Assistant Examiner* — John A Voytek

(74) *Attorney, Agent, or Firm* — Patterson + Sheridan, LLP

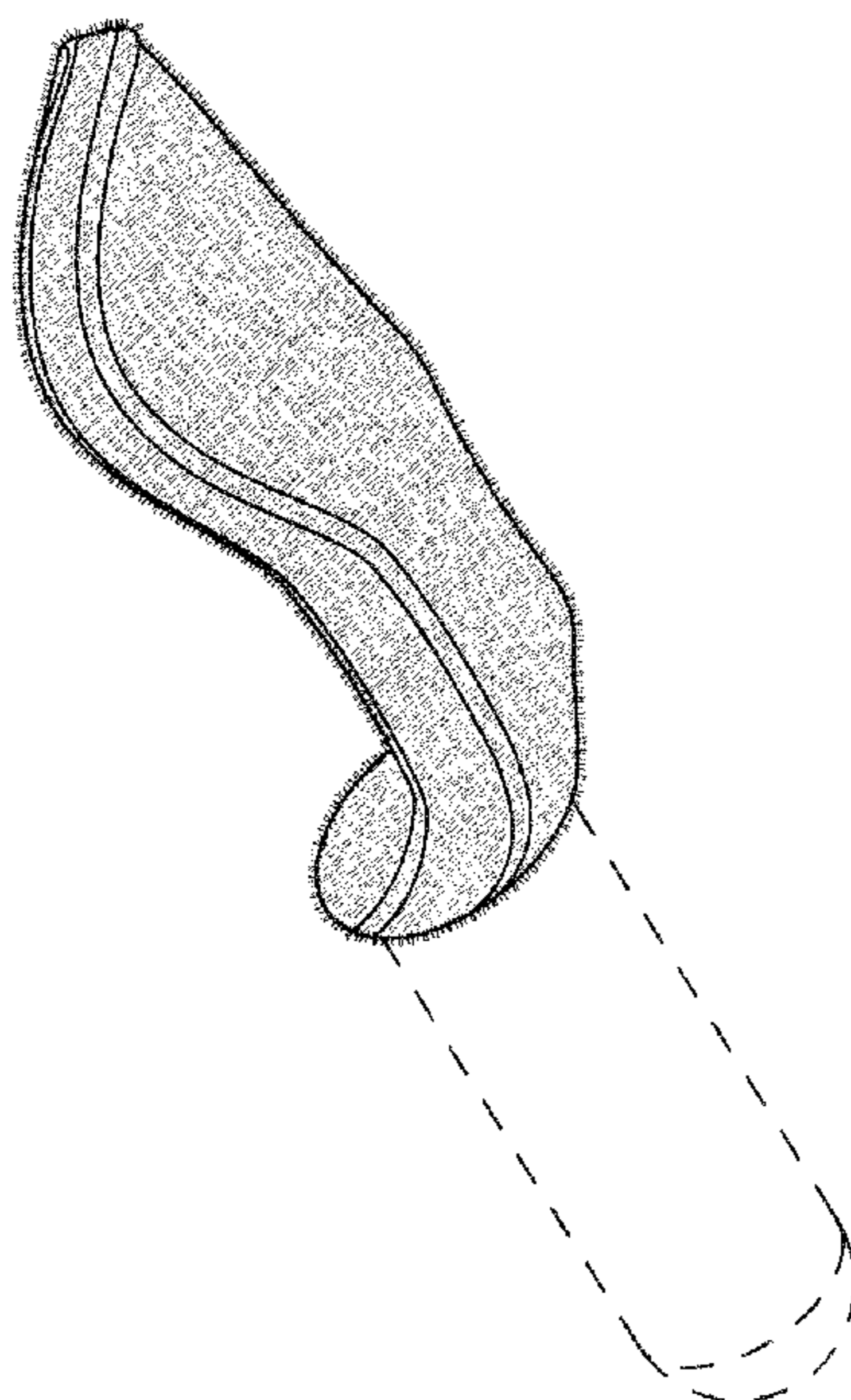
(57) **CLAIM**

The ornamental design for a cosmetic applicator, as shown and described.

**DESCRIPTION**

FIG. 1 is an isometric view of a cosmetic applicator showing our new design;  
 FIG. 2 is a front view of the cosmetic applicator of FIG. 1;  
 FIG. 3 is a rear view of the cosmetic applicator of FIG. 1;  
 FIG. 4 is a left side view of the cosmetic applicator of FIG. 1;  
 FIG. 5 is a right side view of the cosmetic applicator of FIG. 1;  
 FIG. 6 is an enlarged top view of the cosmetic applicator of FIG. 1; and,  
 FIG. 7 is an enlarged bottom view of the cosmetic applicator of FIG. 1.  
 The broken lines shown in the drawings illustrate a portion of the cosmetic applicator and form no part of the claimed design.

**1 Claim, 7 Drawing Sheets**



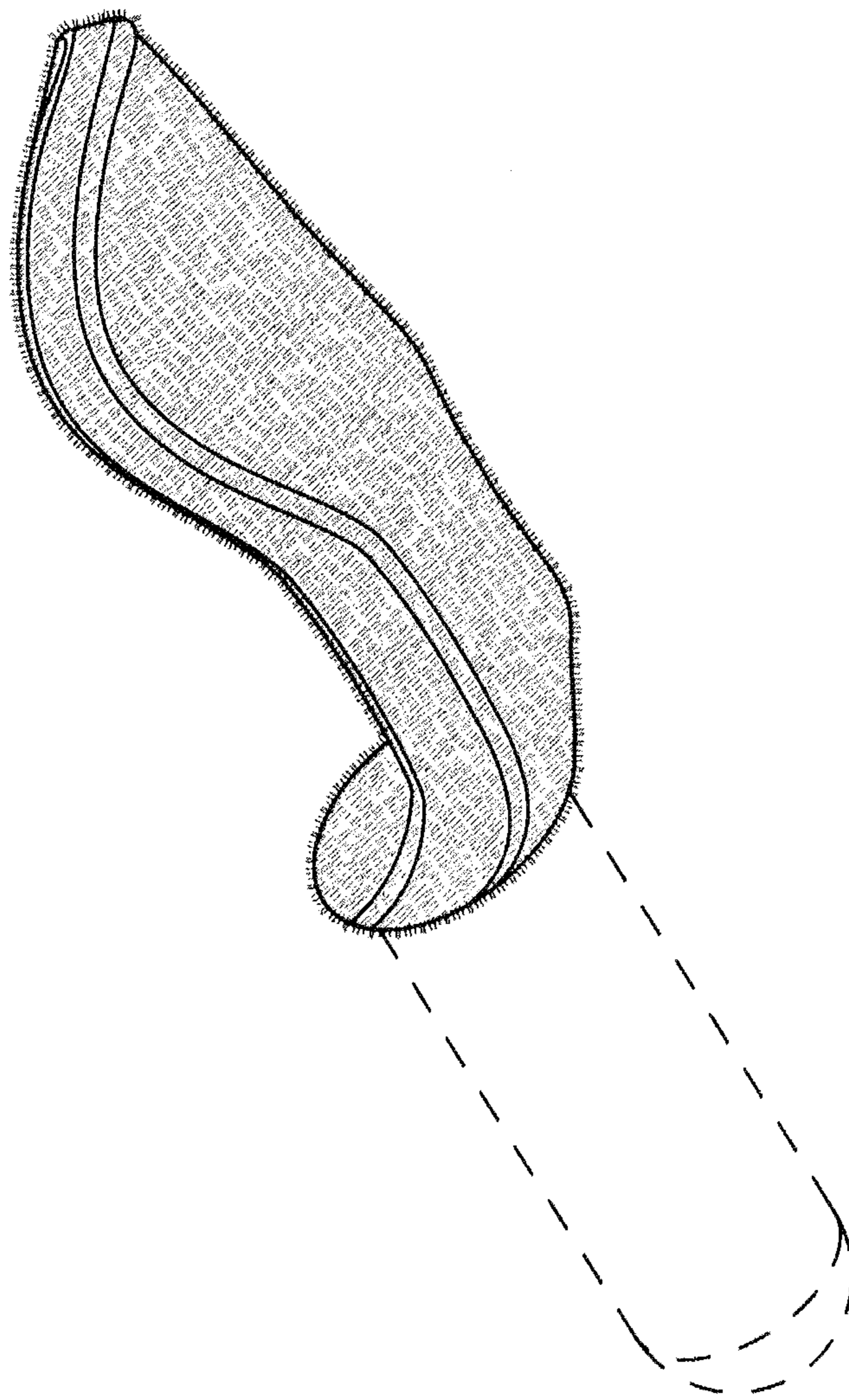


FIG. 1

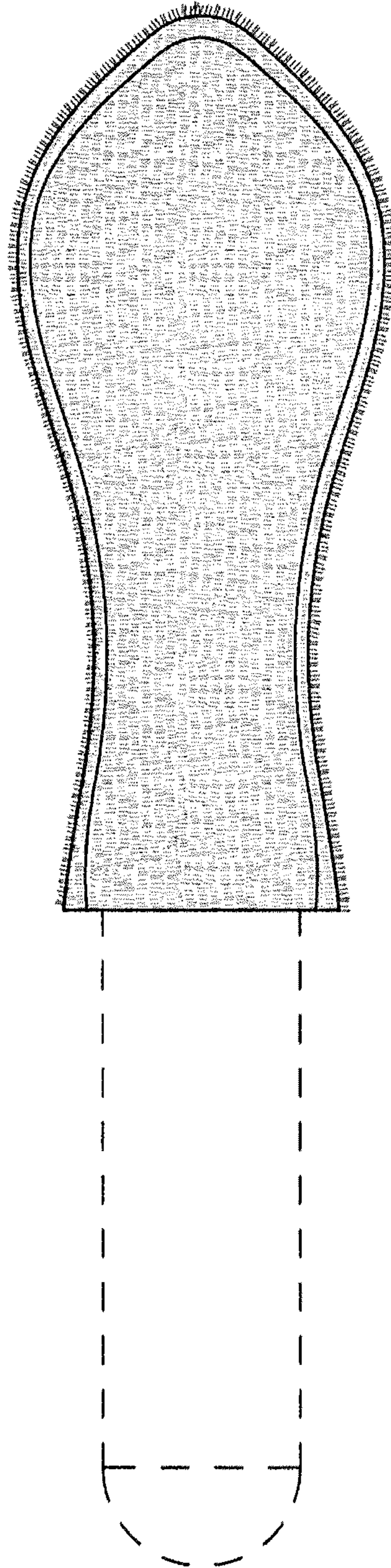


FIG. 2



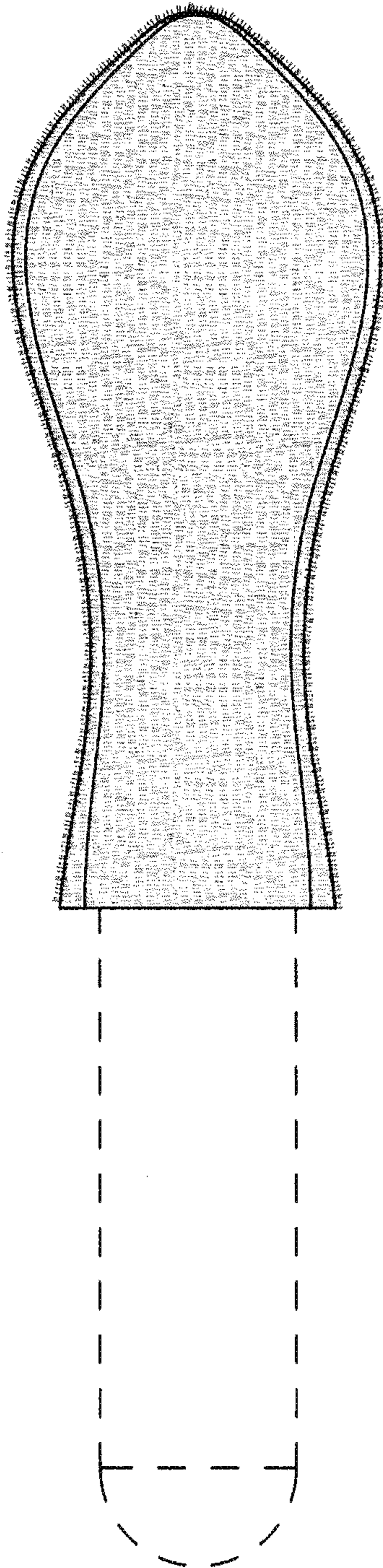


FIG. 3

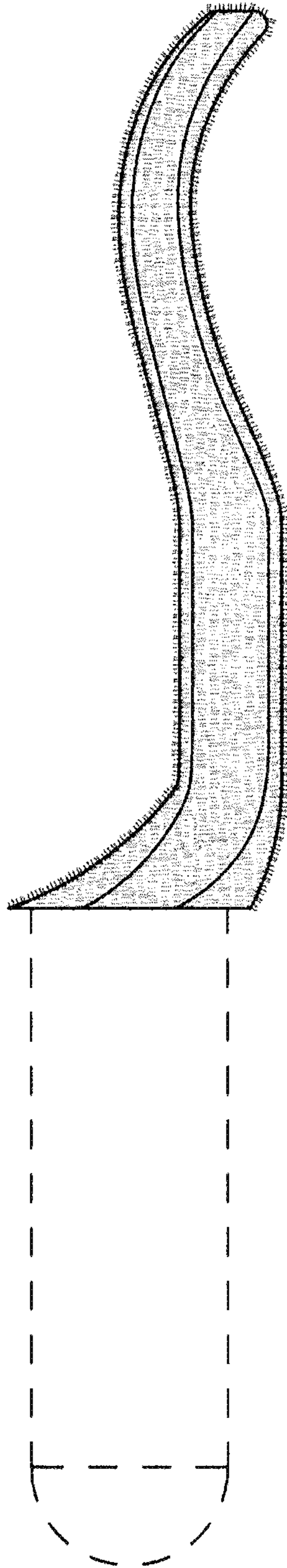


FIG. 4

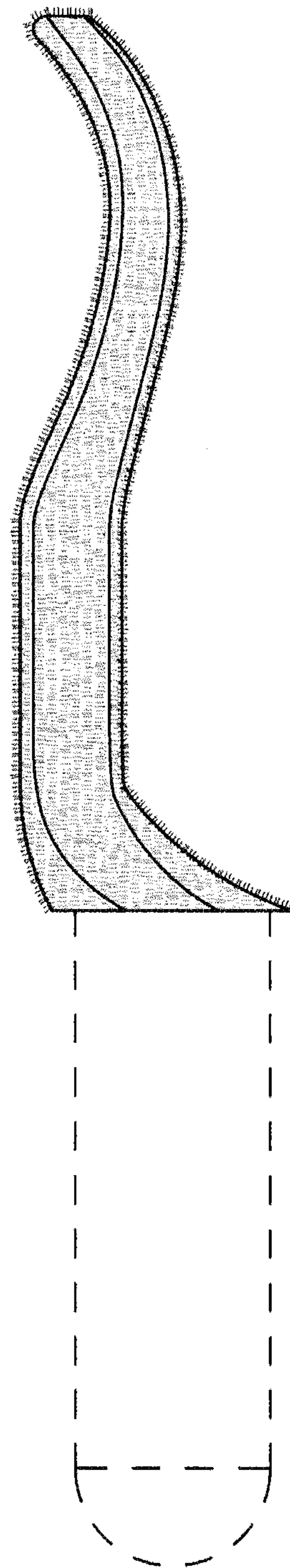


FIG. 5

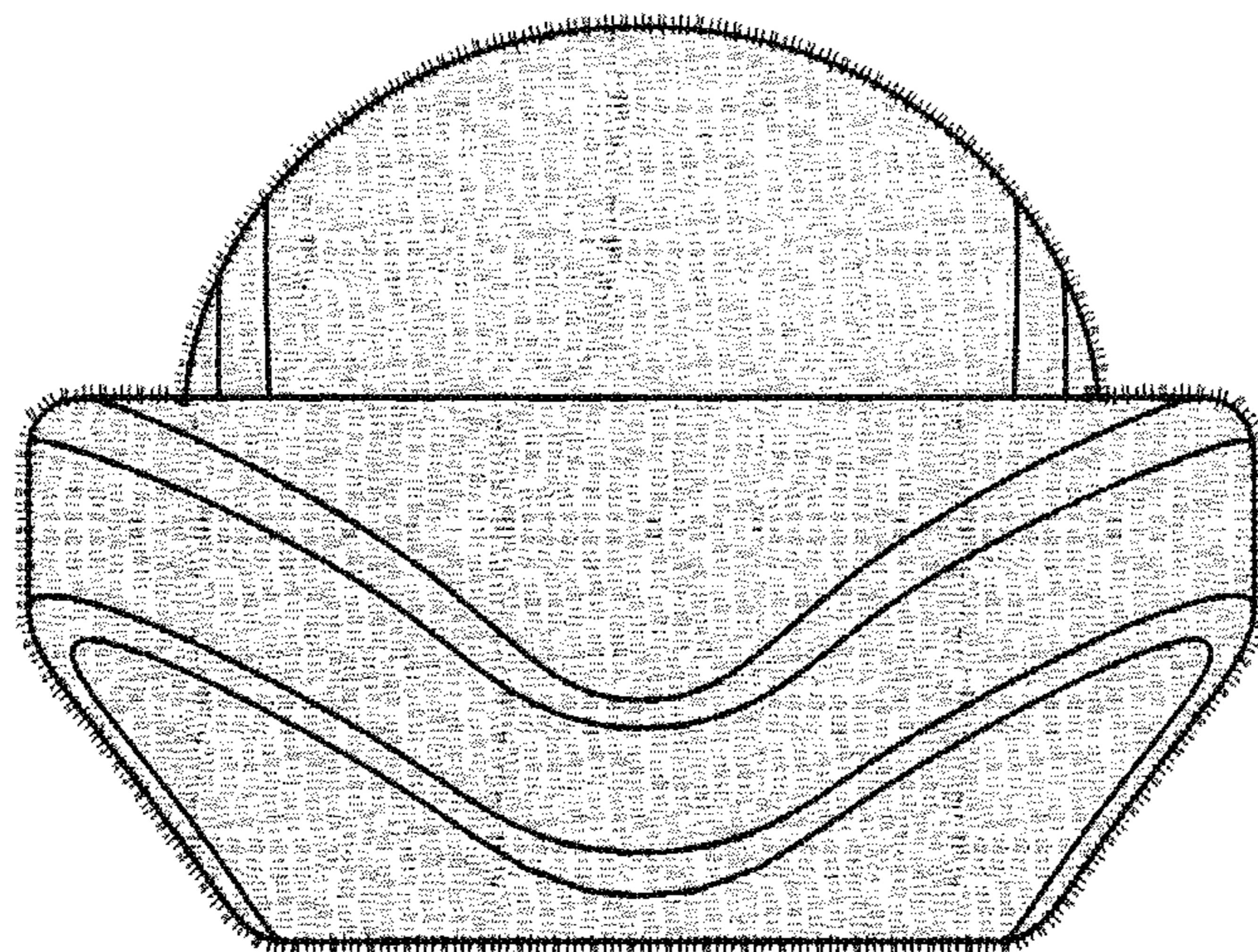


FIG. 6



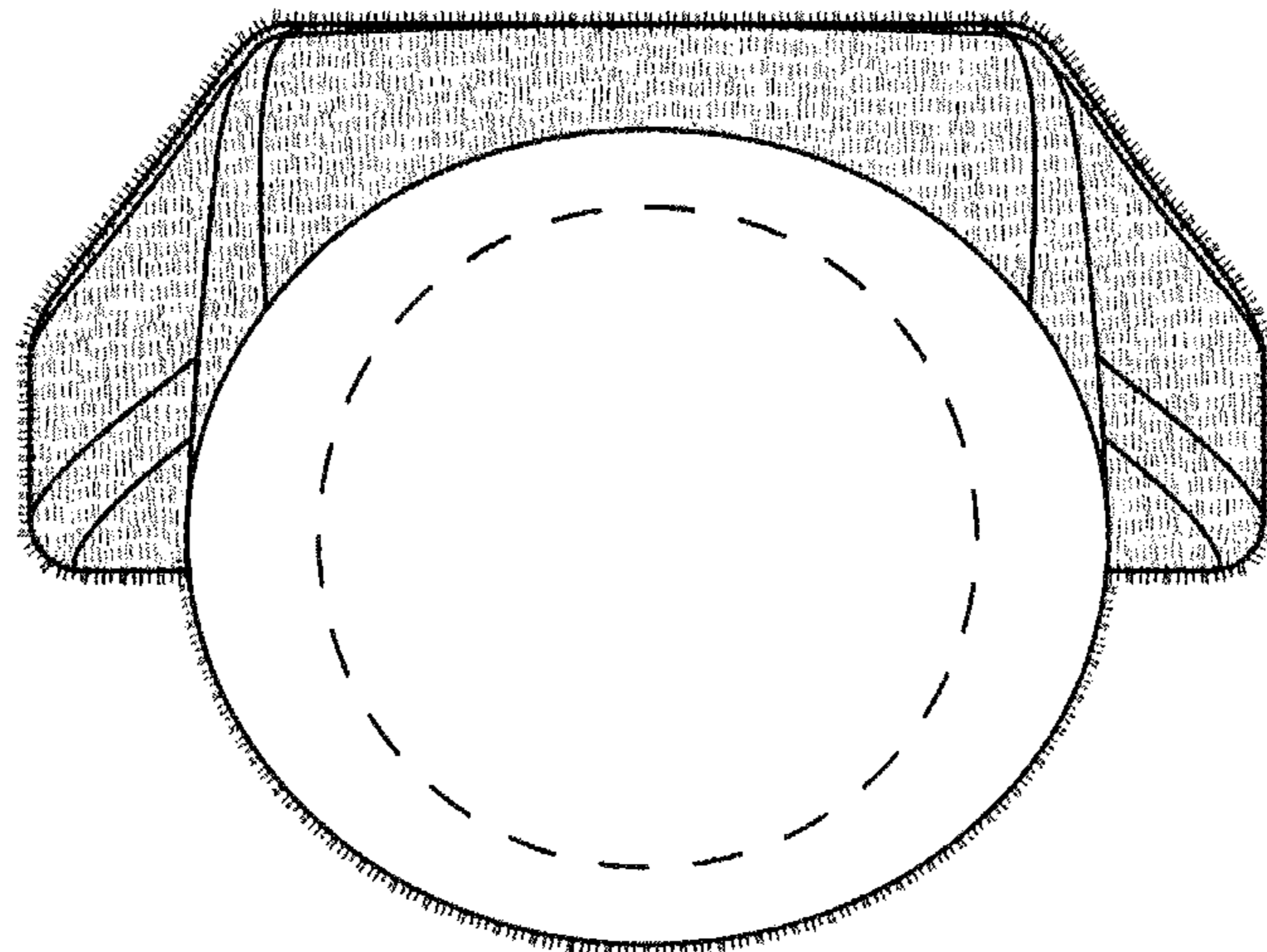


FIG. 7