



US00D826471S

(12) **United States Design Patent**  
**Wang**

(10) **Patent No.:** **US D826,471 S**

(45) **Date of Patent:** **\*\* Aug. 21, 2018**

(54) **ELECTRONIC ATOMIZER**

(71) Applicant: **Shenzhen Smoore Technology Limited**, Shenzhen, Guangdong (CN)

(72) Inventor: **Jianliang Wang**, Guangdong (CN)

(73) Assignee: **Shenzhen Smoore Technology Limited**, Shenzhen (CN)

(\*\*) Term: **15 Years**

(21) Appl. No.: **29/614,351**

(22) Filed: **Aug. 18, 2017**

(51) **LOC (11) Cl.** ..... **27-02**

(52) **U.S. Cl.**  
USPC ..... **D27/167**

(58) **Field of Classification Search**  
USPC ..... D27/101, 100, 106, 108, 163, 165-169, D27/172, 174, 175, 183, 186-190, 193, D27/195; D24/110; D9/516, 522, 523, D9/572; 128/202.21, 203.12; 131/273, 131/274, 191, 328-330  
CPC .... A24F 47/002; A24F 47/004; A24F 47/006; A24F 47/008; A61M 15/06  
See application file for complete search history.

(56) **References Cited**

**U.S. PATENT DOCUMENTS**

D724,264 S \* 3/2015 Chambers ..... D27/101  
D729,440 S \* 5/2015 Liu ..... D27/101

D749,261 S \* 2/2016 Chen ..... D27/162  
D792,022 S \* 7/2017 Li ..... D27/167  
D799,114 S \* 10/2017 Li ..... D27/167  
9,788,577 B2 \* 10/2017 Liu ..... H05B 3/0014  
D805,248 S \* 12/2017 Chen ..... D27/170  
D806,943 S \* 1/2018 Liu ..... D27/101  
9,861,140 B2 \* 1/2018 Wang ..... A24F 47/008  
D811,652 S \* 2/2018 Liu ..... D27/167  
9,924,743 B2 \* 3/2018 Liu ..... A24F 47/008  
2017/0013881 A1 \* 1/2017 Liu ..... A24F 47/008

\* cited by examiner

*Primary Examiner* — Susan B Hattan  
*Assistant Examiner* — Rebecca Tsehaye

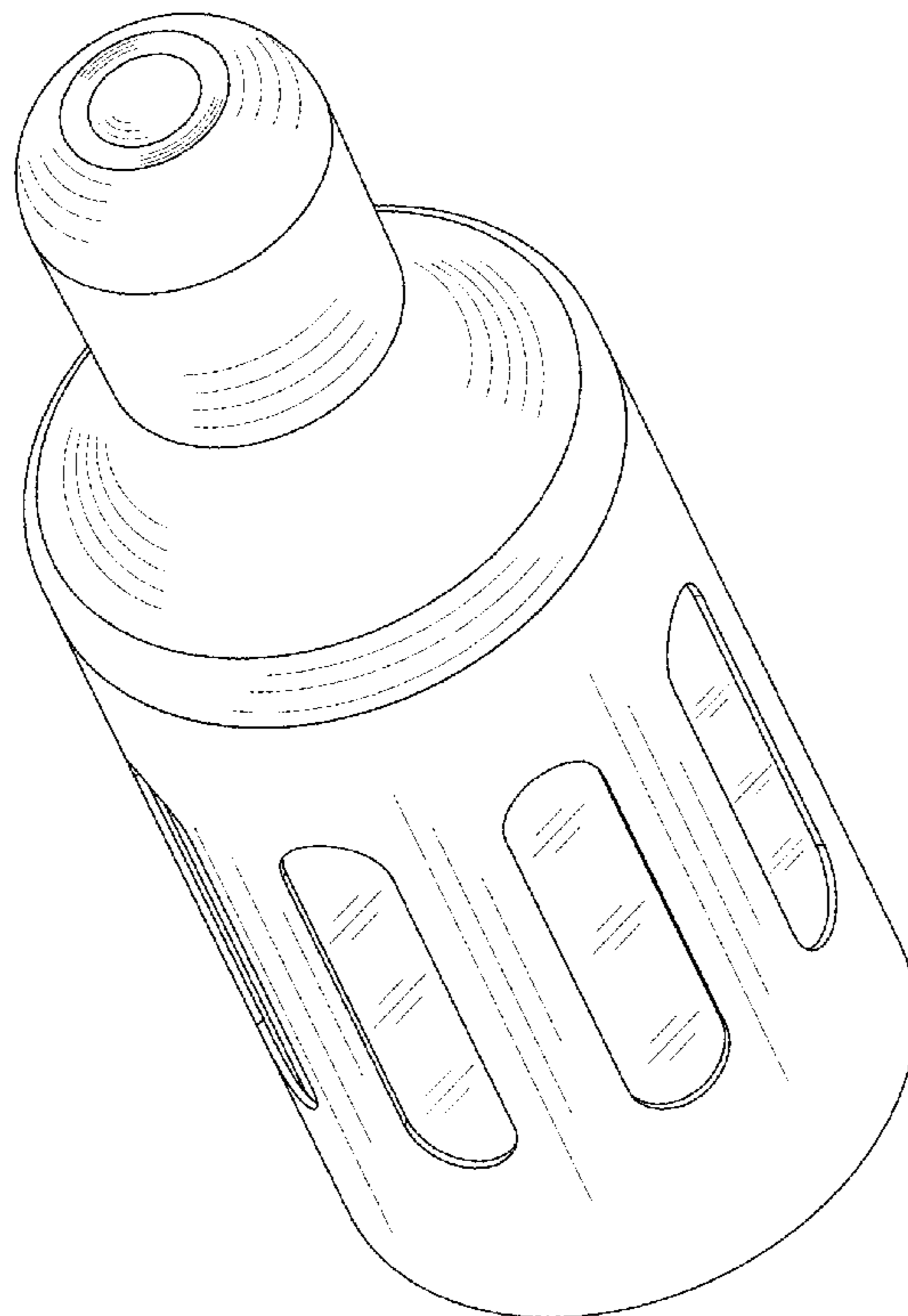
(57) **CLAIM**

The ornamental design for an electronic atomizer, as shown and described.

**DESCRIPTION**

FIG. 1 is a first perspective view of an electronic atomizer showing my new design;  
FIG. 2 is a second perspective view thereof;  
FIG. 3 is a front elevational view thereof;  
FIG. 4 is a rear elevational view thereof;  
FIG. 5 is a left side view thereof;  
FIG. 6 is a right side view thereof;  
FIG. 7 is a top plan view thereof; and,  
FIG. 8 is a bottom plan view thereof.  
The broken lines in the drawings illustrate portions of the electronic atomizer which form no part of the claimed design. The diagonal lines indicate transparency.

**1 Claim, 8 Drawing Sheets**



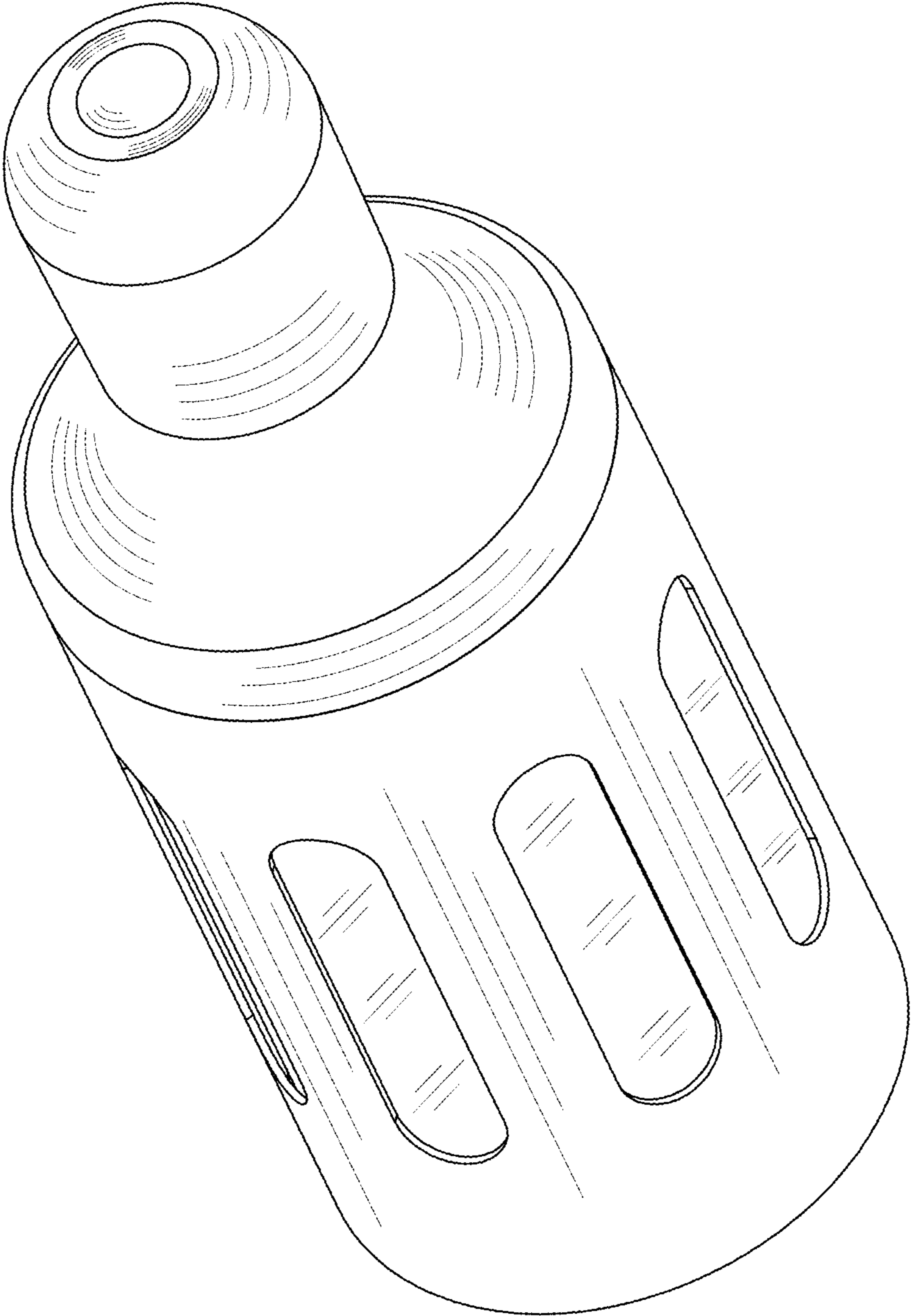


FIG.1

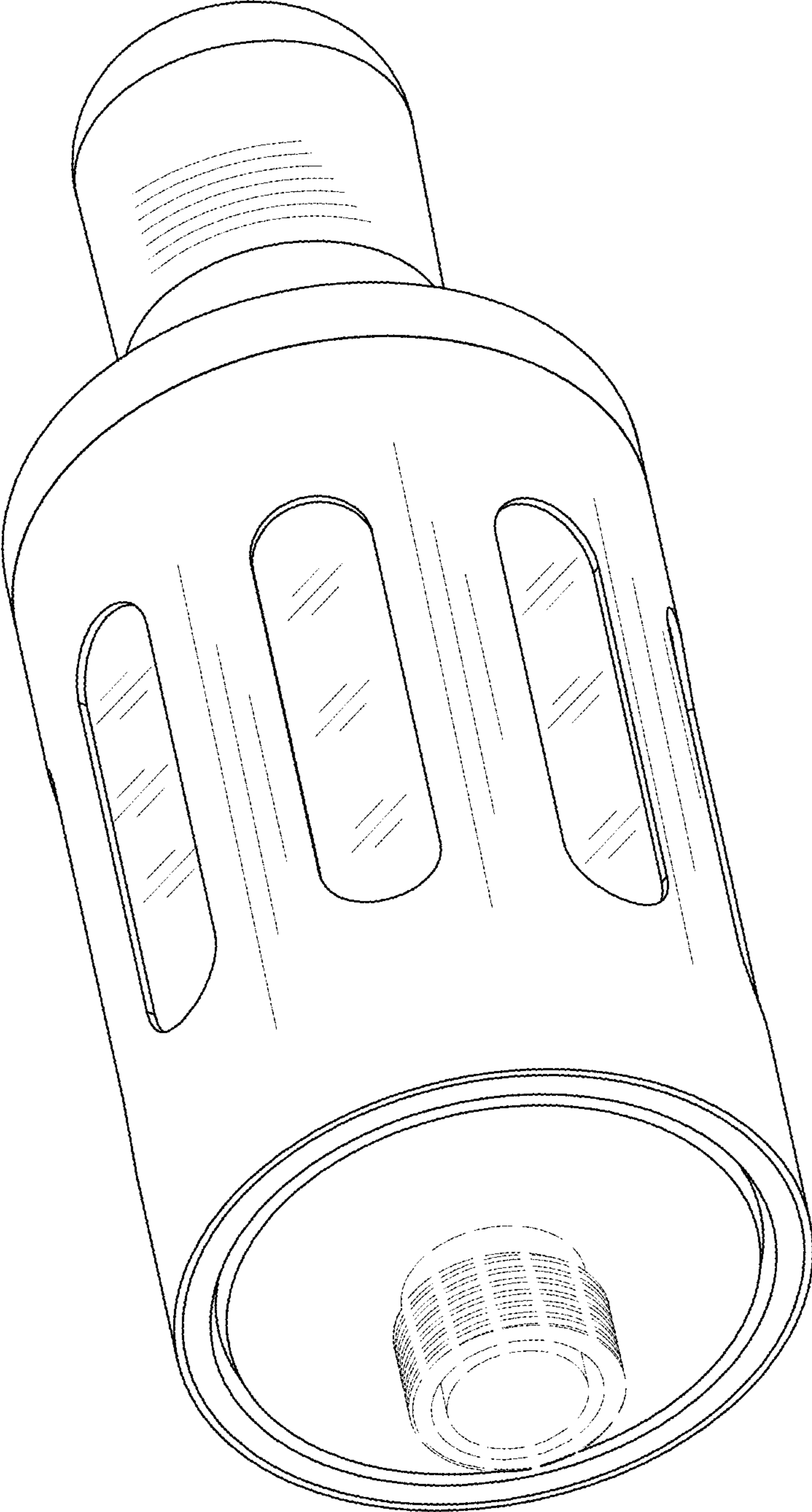


FIG.2

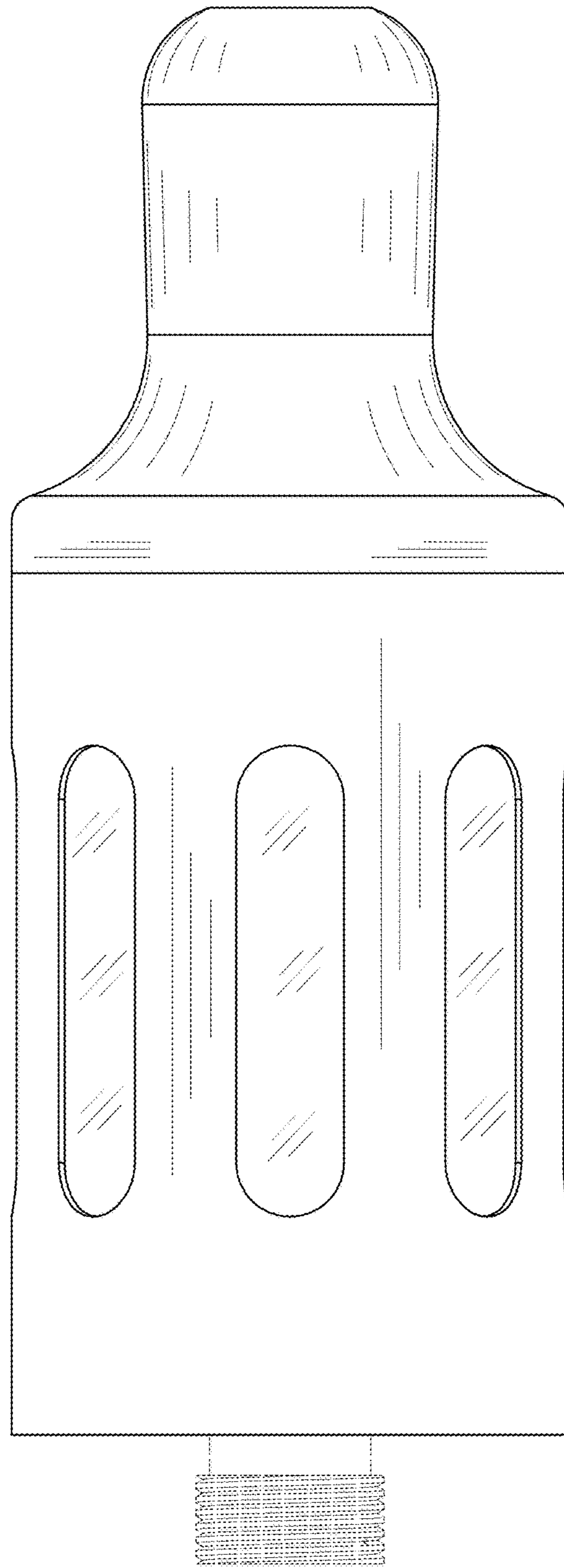


FIG.3




FIG.4




FIG.5




FIG.6

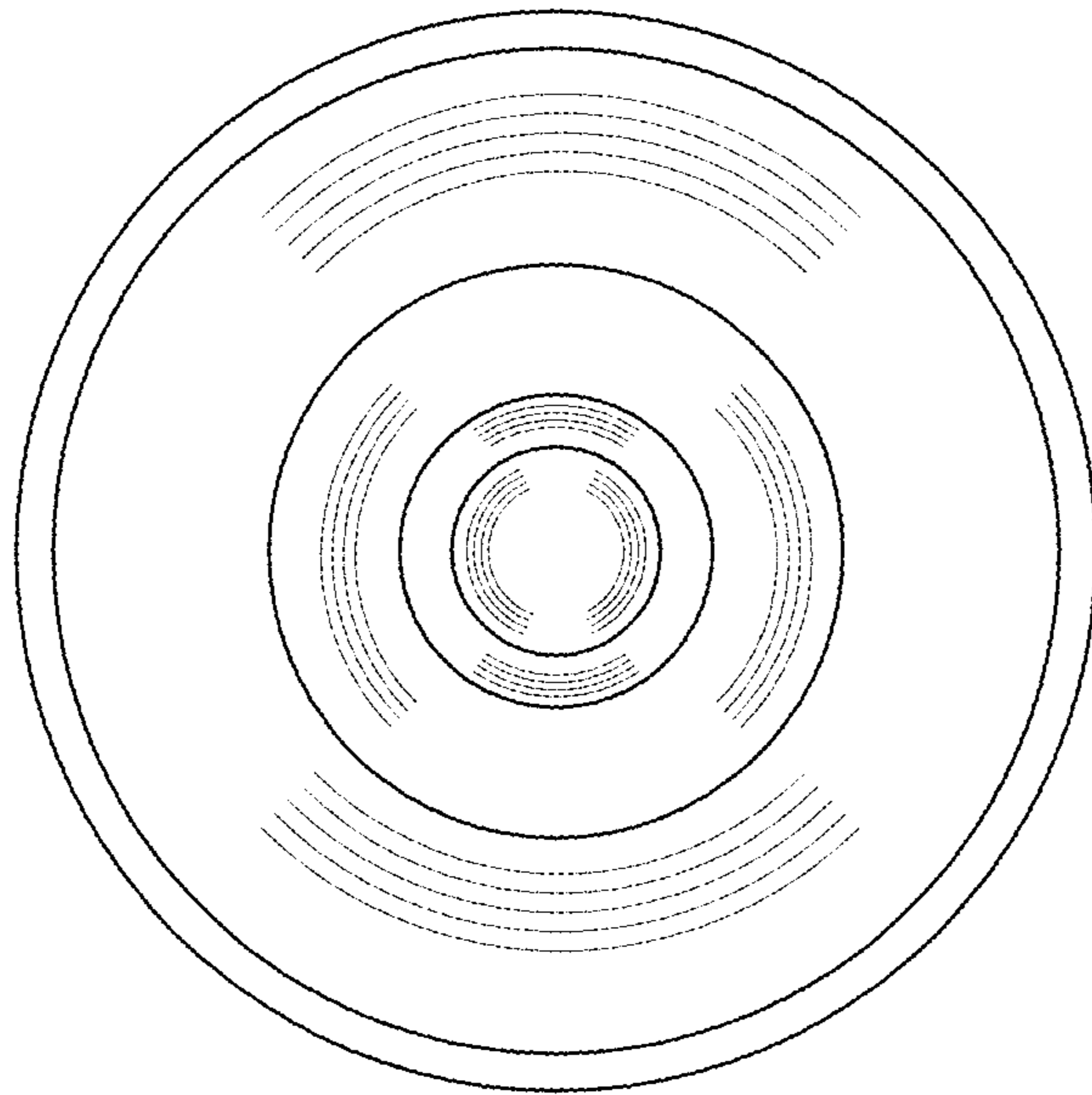


FIG. 7



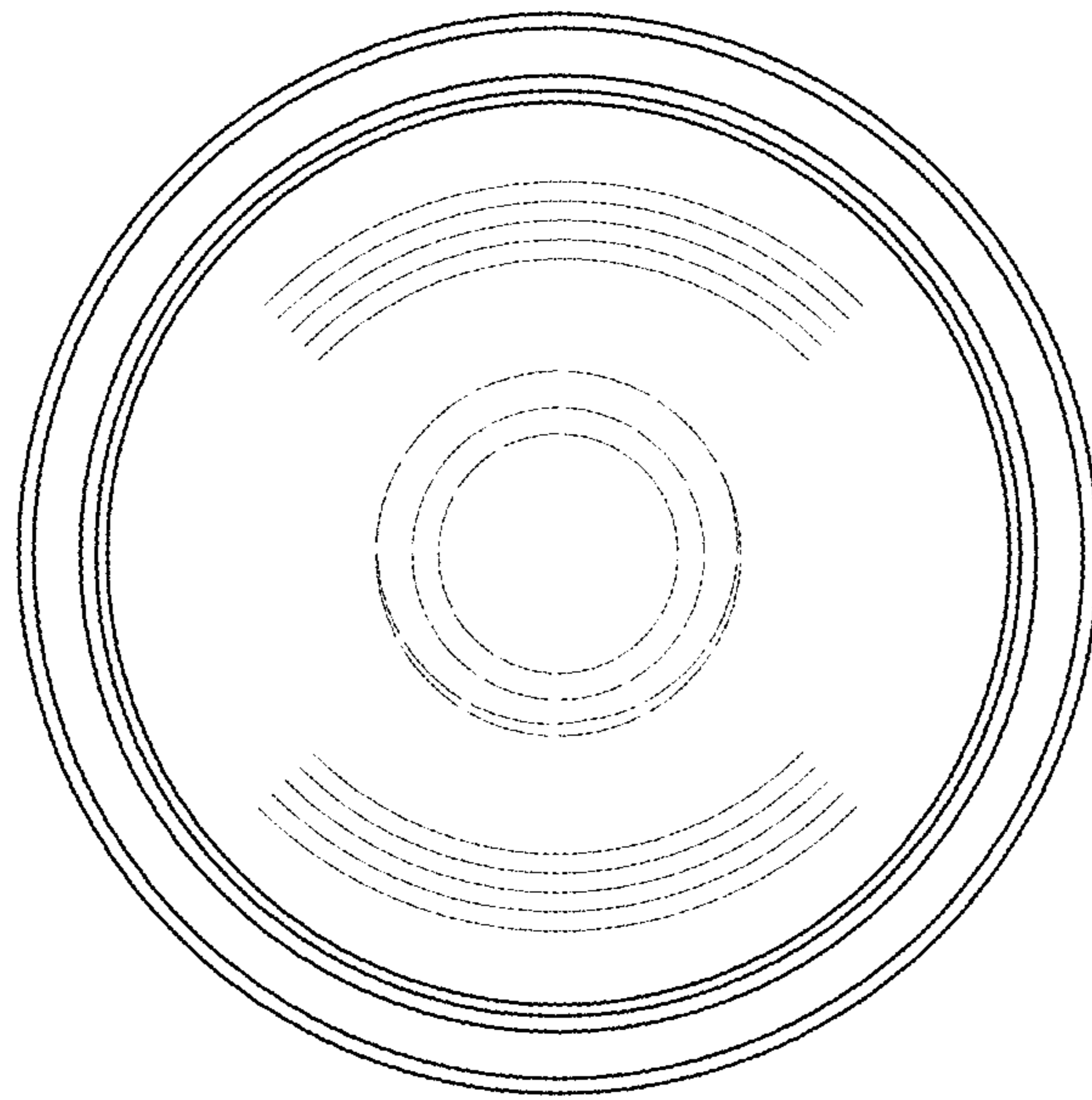


FIG.8