



US00D826453S

(12) **United States Design Patent**  
**Sonneman**

(10) **Patent No.:** **US D826,453 S**

(45) **Date of Patent:** **\*\* Aug. 21, 2018**

(54) **FIXTURE FOR A LIGHTING SYSTEM**

(71) Applicant: **Robert A. Sonneman**, Mamaroneck, NY (US)

(72) Inventor: **Robert A. Sonneman**, Mamaroneck, NY (US)

(73) Assignee: **CONTEMPORARY VISIONS, LLC**, Larchmont, NY (US)

(\*\*) Term: **15 Years**

(21) Appl. No.: **29/629,587**

(22) Filed: **Dec. 14, 2017**

(51) **LOC (11) Cl.** ..... **26-03**

(52) **U.S. Cl.**  
USPC ..... **D26/80; D26/82**

(58) **Field of Classification Search**  
USPC ... D26/3, 26, 72, 75, 76, 78, 80, 81, 82, 84, D26/86, 88, 90, 91, 113, 118  
CPC .. F21S 2/005; F21S 4/002; F21S 4/008; F21S 8/031; F21S 8/038; F21S 8/04; F21S 8/043; F21S 8/046; F21S 8/06; F21S 8/061; F21S 8/063; F21S 8/065; F21S 8/066; F21S 8/068

See application file for complete search history.

(56) **References Cited**

**U.S. PATENT DOCUMENTS**

D39,286 S *	4/1908	Thomas	.....	D26/84
D179,086 S *	10/1956	Kelly	.....	D26/86
D228,146 S *	8/1973	Schwartz	.....	D26/82
D240,653 S *	7/1976	EfteKhar	.....	D26/80
D663,884 S *	7/2012	Baylar	.....	D26/88
D674,951 S *	1/2013	Sonneman	.....	D26/102
D719,697 S *	12/2014	Wanders	.....	D26/81
D792,633 S *	7/2017	Sonneman	.....	D26/84
D810,988 S *	2/2018	Pan	.....	D26/88
2005/0083701 A1 *	4/2005	Rugee	.....	F21S 8/04 362/382

2007/0081363 A1 *	4/2007	Heese	.....	B44C 5/005 362/654
2014/0126208 A1 *	5/2014	Speer	.....	F21S 2/005 362/249.02
2014/0160738 A1 *	6/2014	Rozot	.....	F21S 2/005 362/191
2014/0334140 A1 *	11/2014	Chiu	.....	F21S 6/005 362/217.17
2015/0055344 A1 *	2/2015	Van Hoof	.....	F21S 2/005 362/249.03
2017/0030561 A1 *	2/2017	Dix	.....	F21S 2/005
2017/0198895 A1 *	7/2017	Sonneman	.....	F21V 23/02

**OTHER PUBLICATIONS**

DNA by Next Home collection e.K.. Found at archello.com Jun. 21, 2018. (Year: 2018).\*

Basket by Jason Krugman Studio. Found at archello.com Jun. 21, 2018. (Year: 2018).\*

Grafico SGB modular system by Aldo Bernardi. aldobernardi.us visited Jun. 21, 2018. (Year: 2018).\*

\* cited by examiner

*Primary Examiner* — Clare E Heflin

(74) *Attorney, Agent, or Firm* — Gottlieb, Rackman & Reisman, P.C.

(57) **CLAIM**

The ornamental design for a fixture for a lighting system, as shown and described.

**DESCRIPTION**

FIG. 1 is a perspective view of a fixture for a lighting system showing my new design;

FIG. 2 is a front elevational view thereof;

FIG. 3 is a rear elevational view thereof;

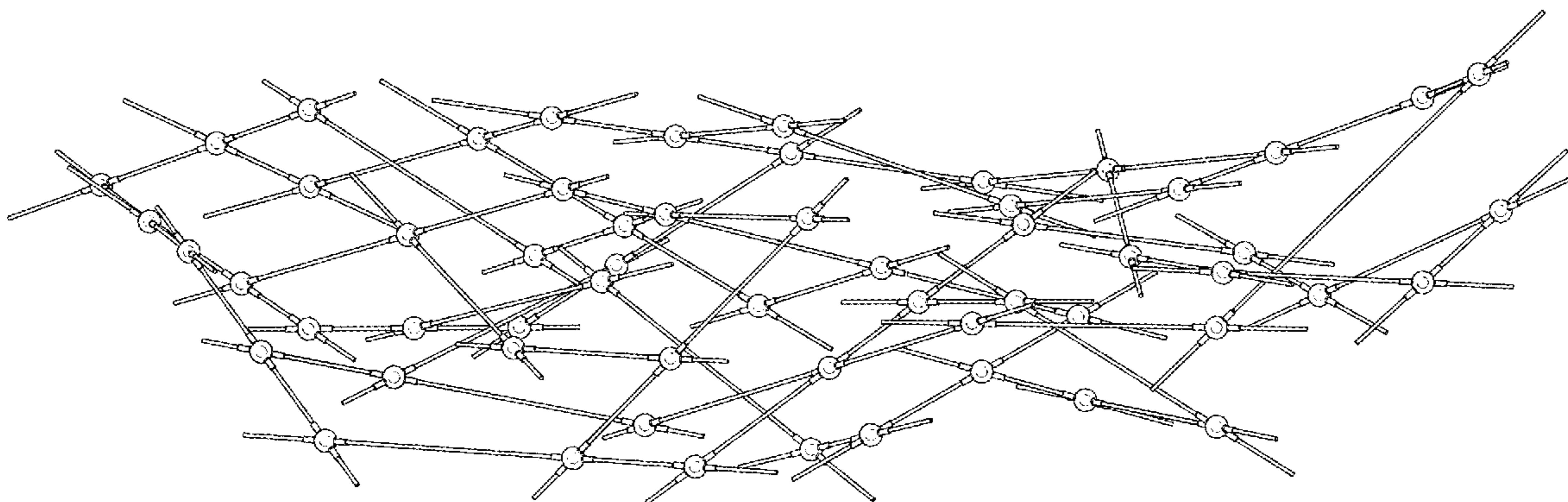
FIG. 4 is a right side elevational view thereof;

FIG. 5 is a left side elevational view thereof;

FIG. 6 is a top plan view thereof; and,

FIG. 7 is a bottom plan view thereof.

**1 Claim, 7 Drawing Sheets**



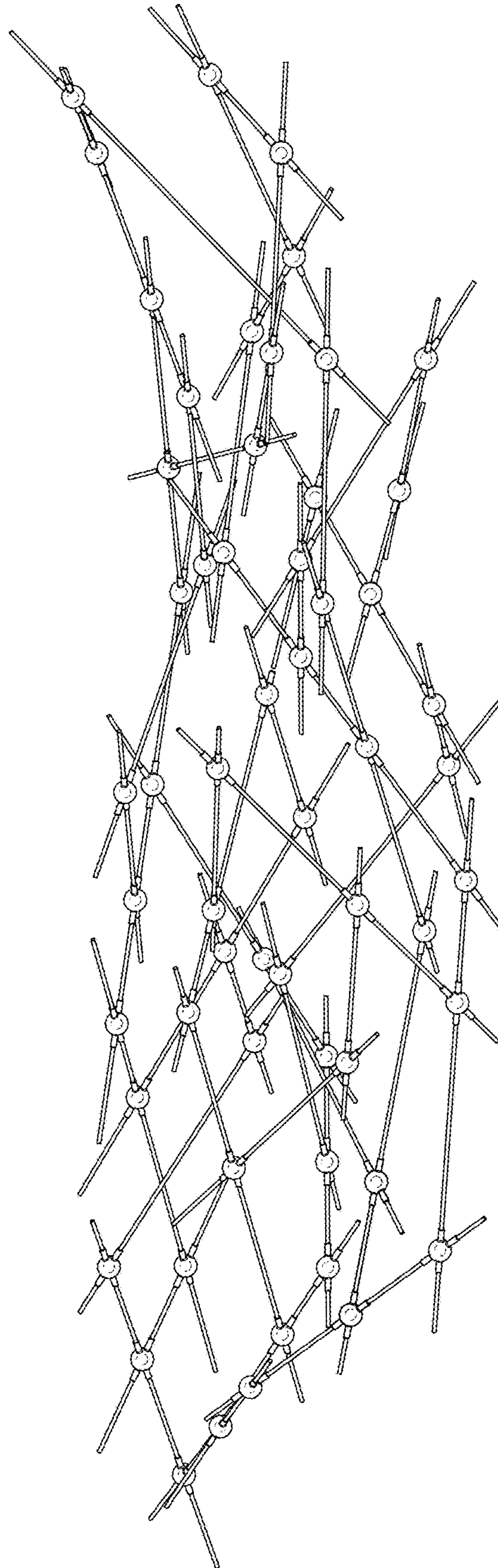


FIG. 1






FIG. 2

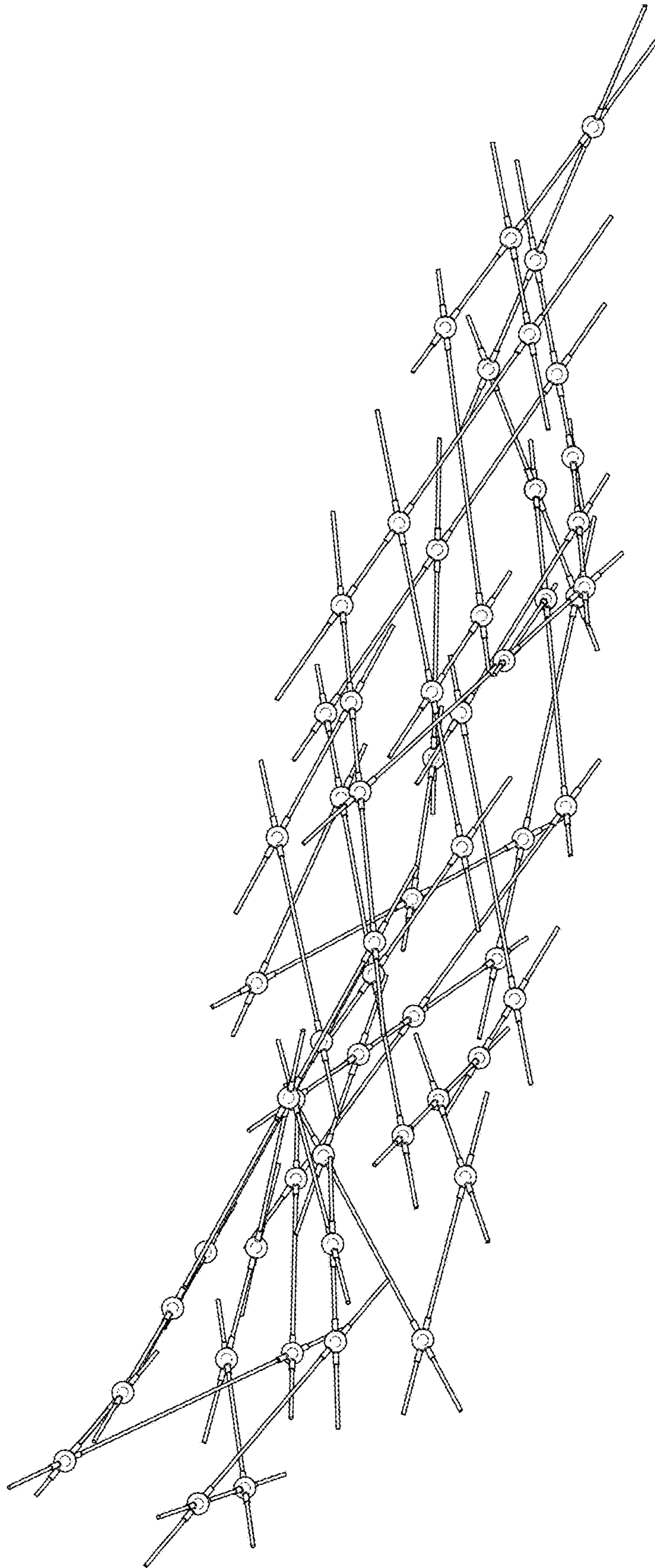


FIG. 3

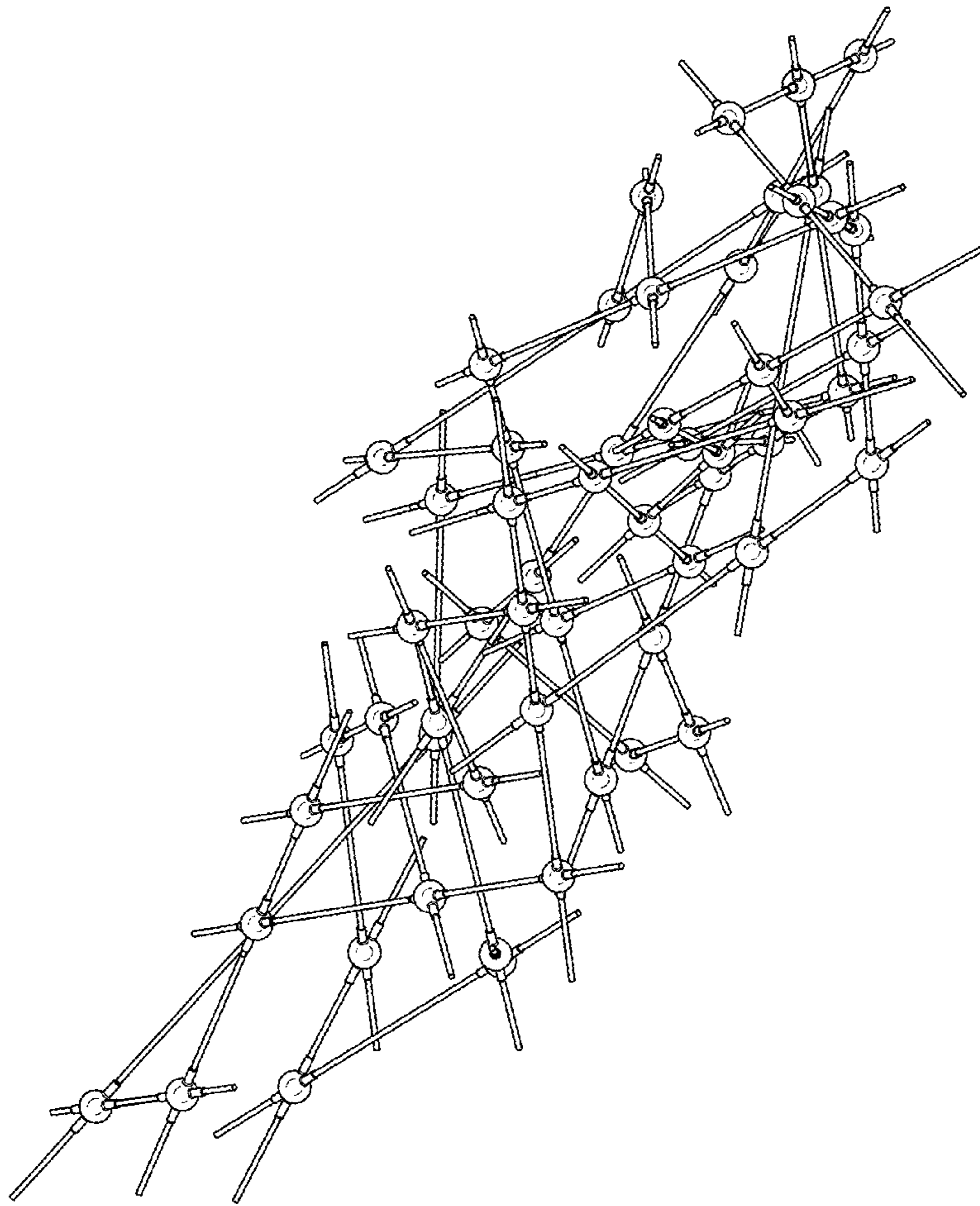


FIG. 4

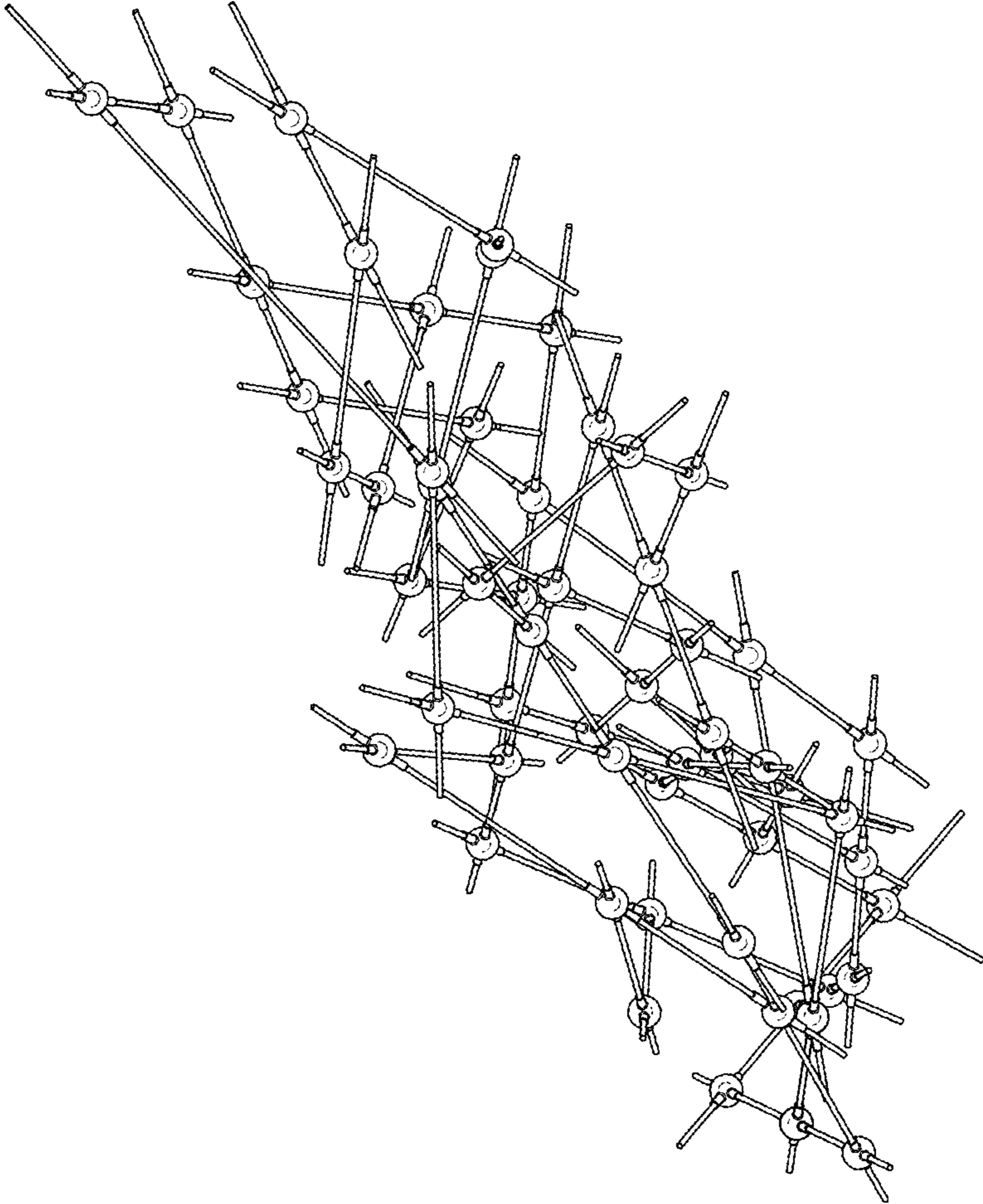


FIG. 5






FIG. 6

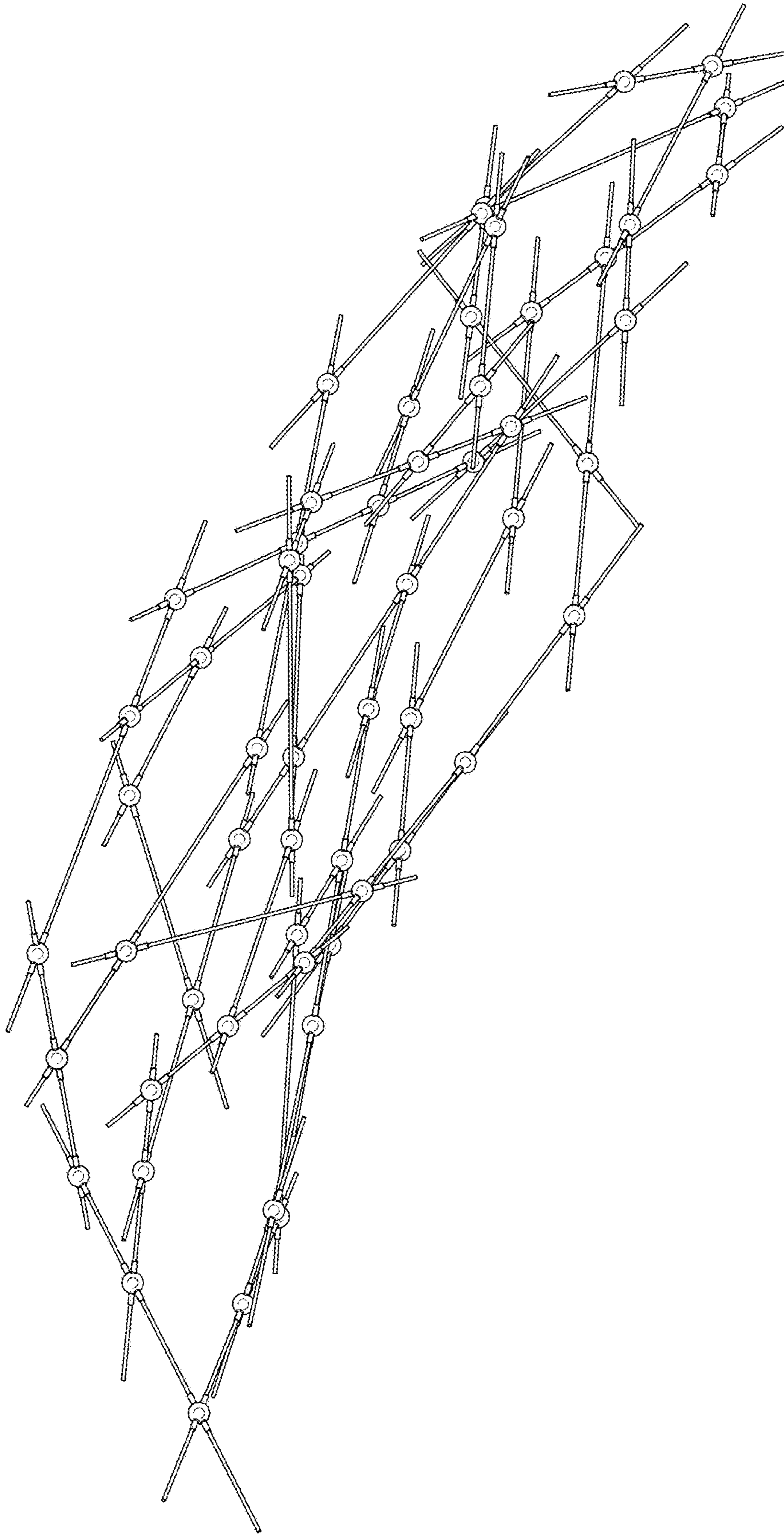


FIG. 7