



US00D826440S

(12) **United States Design Patent**
Maglica

(10) **Patent No.:** **US D826,440 S**

(45) **Date of Patent:** **** Aug. 21, 2018**

- (54) **PORTABLE LAMP FLASHLIGHT**
- (71) Applicant: **Mag Instrument, Inc.**, Ontario, CA (US)
- (72) Inventor: **Anthony Maglica**, Ontario, CA (US)
- (73) Assignee: **MAG INSTRUMENT, INC.**, Ontario, CA (US)
- (**) Term: **15 Years**
- (21) Appl. No.: **29/604,708**
- (22) Filed: **May 19, 2017**
- (51) **LOC (11) Cl.** **26-02**
- (52) **U.S. Cl.**
USPC **D26/49; D26/40**
- (58) **Field of Classification Search**
USPC D26/37, 40, 41, 38, 51
CPC F21L 2003/00; F21L 4/00; F21L 4/005;
F21L 4/02; F21L 4/025; F21L 4/027;
F21L 4/04; F21L 4/08; F21L 2005/00;
F21L 7/00; F21L 11/00; F21L 13/00;
F21L 13/04; F21L 13/08; F21L 14/02;
F21L 17/00; F21L 19/00
See application file for complete search history.

- 6,286,973 B1 * 9/2001 Thrower F21V 33/0052
340/438
- 6,641,280 B2 * 11/2003 Hanson A63H 33/22
362/101
- D548,862 S * 8/2007 Opolka D26/37
- D575,889 S * 8/2008 Shiu D26/49
- D614,333 S * 4/2010 Schnitzer D26/37
- D646,007 S * 9/2011 Tompkin D26/46
- D658,797 S * 5/2012 Bayat D26/46
- D672,894 S * 12/2012 Bayat D26/42
- D674,126 S * 1/2013 Mase D26/49
- D675,357 S * 1/2013 Shi D26/49
- D743,601 S * 11/2015 Maglica D26/49
- D755,429 S * 5/2016 Huang D22/117

* cited by examiner

Primary Examiner — Lakiya G Rogers
Assistant Examiner — Carissa C Fitts
 (74) *Attorney, Agent, or Firm* — Roy L. Anderson

(56) **References Cited**

U.S. PATENT DOCUMENTS

- 3,383,675 A * 5/1968 Carrothers F21V 21/0824
340/321
- D263,170 S * 2/1982 Maglica D26/49
- 4,658,336 A 4/1987 Maglica
- 5,165,781 A * 11/1992 Orak A63H 33/22
362/101

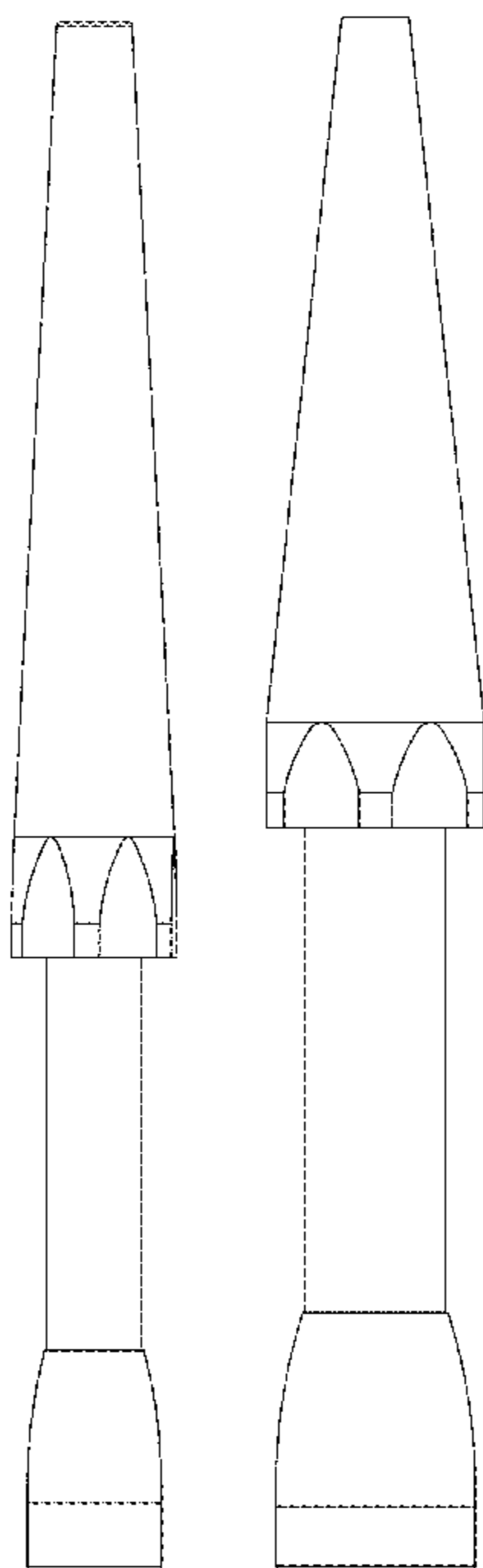
(57) **CLAIM**

The ornamental design for portable lamp flashlight, as shown and described.

DESCRIPTION

FIG. 1 is a side view of the portable lamp flashlight;
 FIG. 2 is a top plan view thereof;
 FIG. 3 is a bottom plan view thereof;
 FIG. 4 is a side view thereof in an alternate embodiment of the portable lamp flashlight;
 FIG. 5 is a top plan view thereof; and,
 FIG. 6 is a bottom plan thereof.
 The broken lines show portions of the article not claimed and form no part of the claimed design.

1 Claim, 4 Drawing Sheets



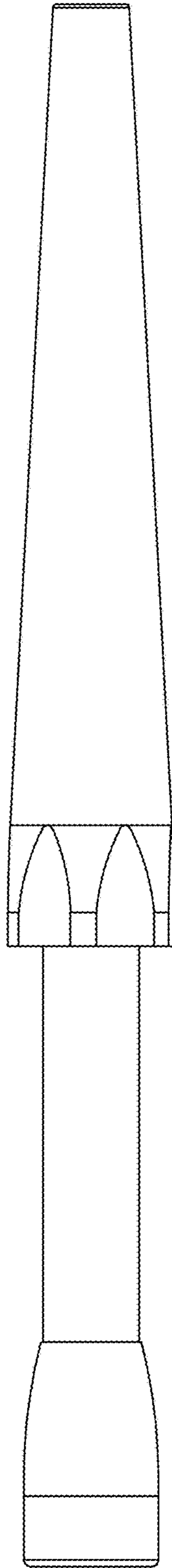


FIG. 1

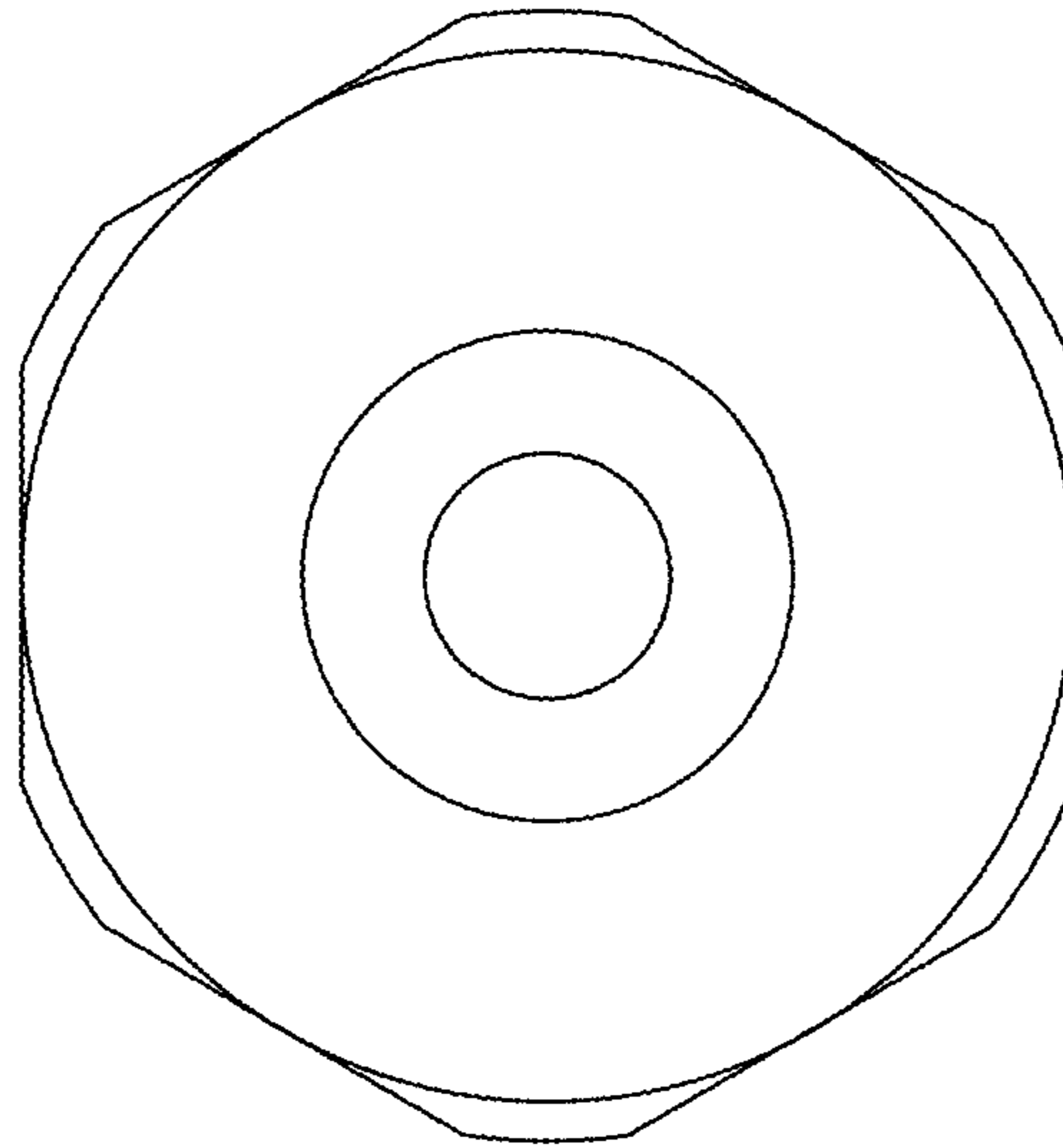


FIG. 2

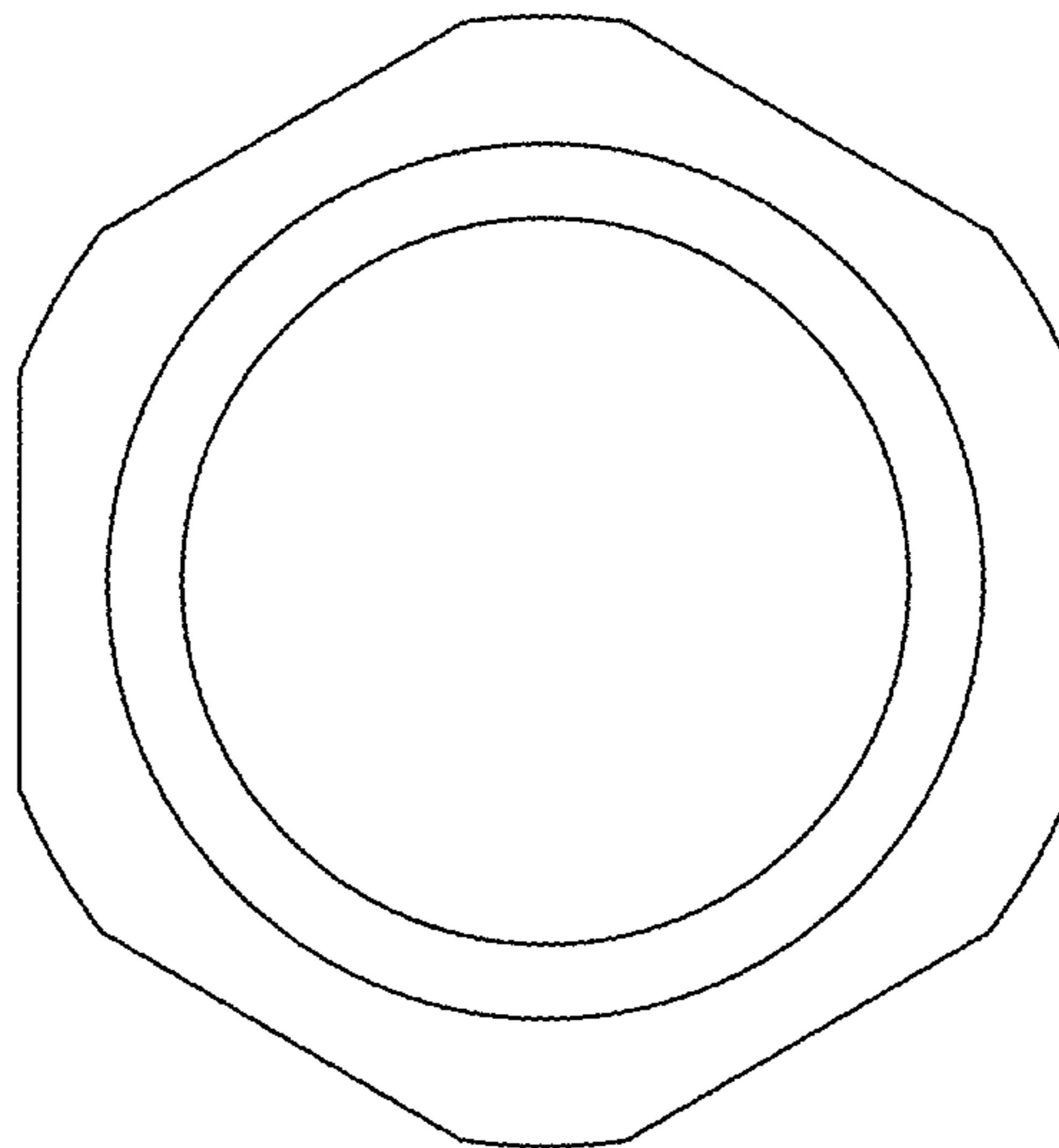


FIG. 3

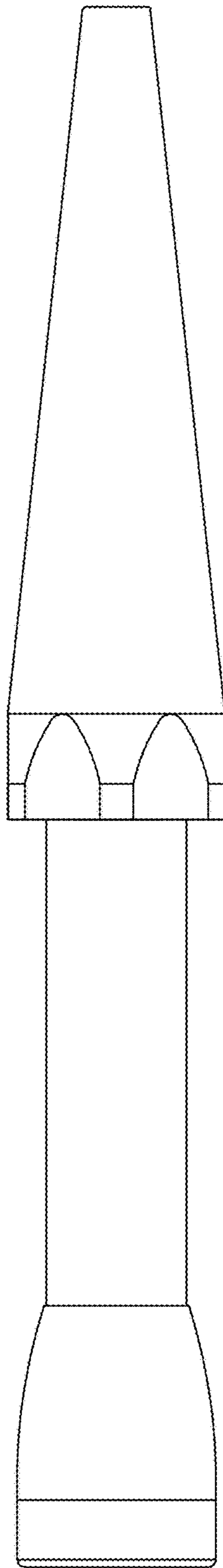


FIG. 4

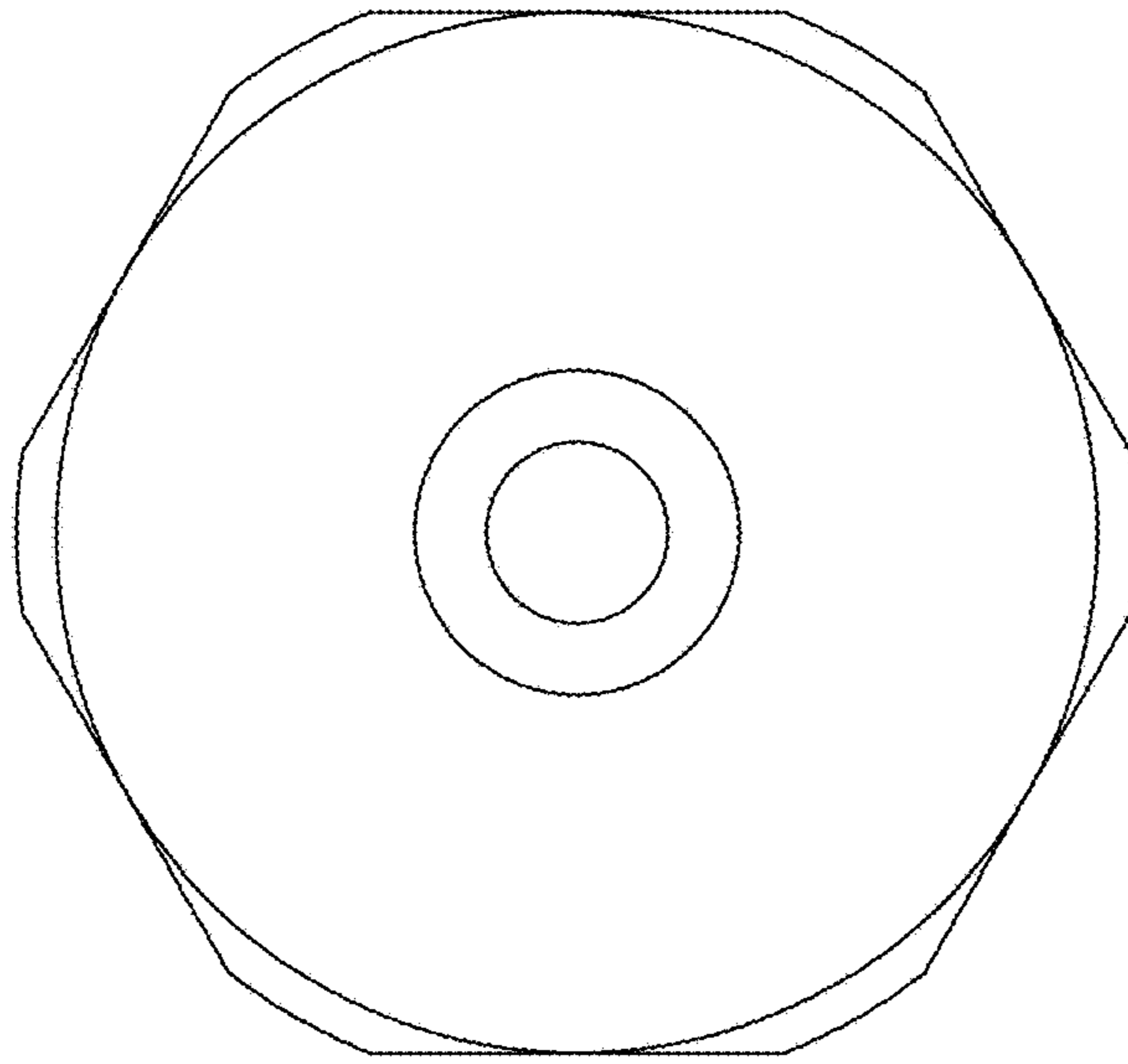


FIG. 5

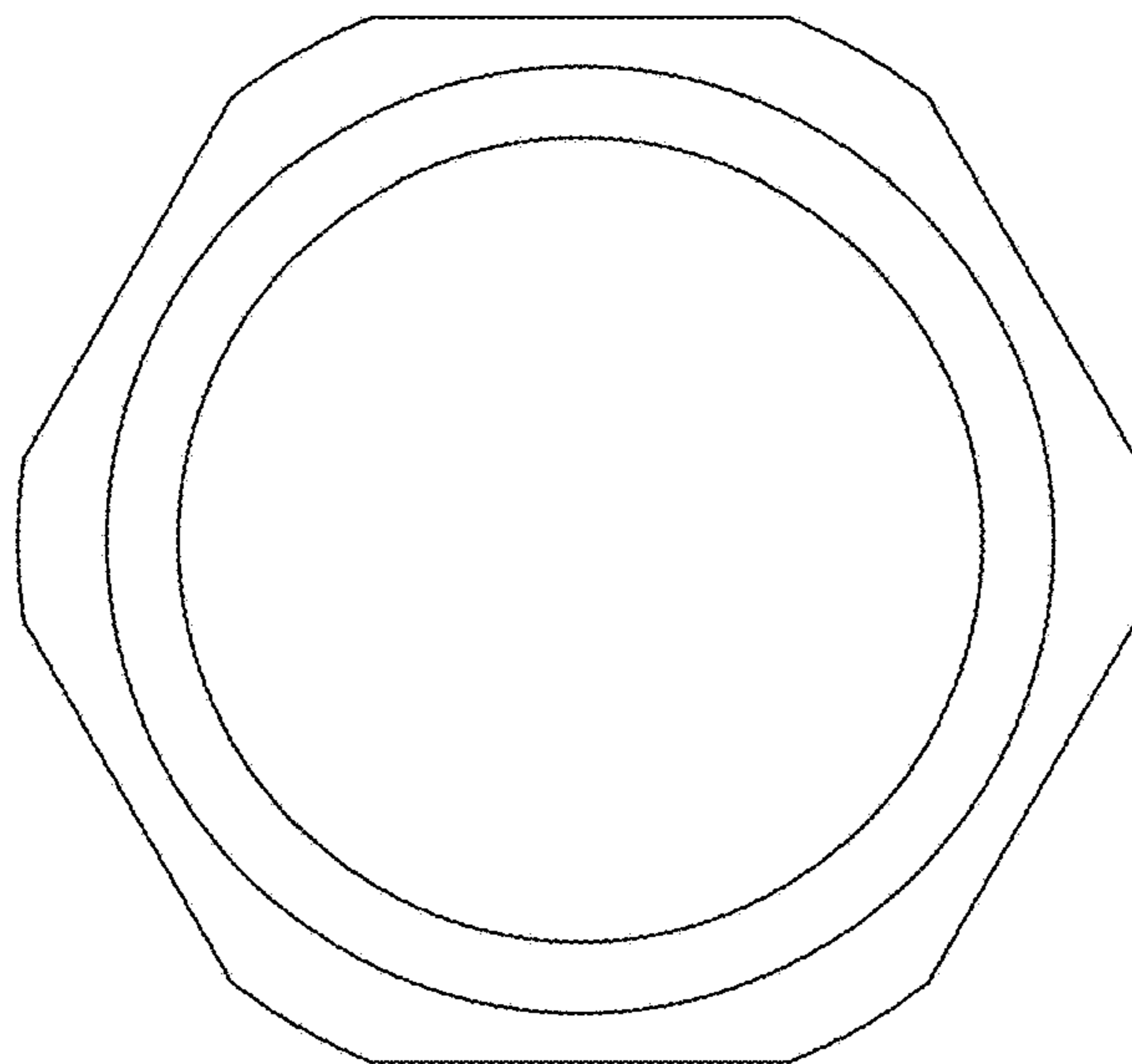


FIG. 6