



US00D826417S

(12) **United States Design Patent**
Faussett

(10) **Patent No.:** **US D826,417 S**

(45) **Date of Patent:** **** Aug. 21, 2018**

(54) **MESSAGE DEVICE WITH A ROUNDED BODY AND A FLANGE MEMBER**

(71) Applicant: **Polar Fusion LLC**, Kent, WA (US)

(72) Inventor: **Spring S. Faussett**, Kent, WA (US)

(73) Assignee: **Polar Fusion LLC**, Kent, WA (US)

(**) Term: **15 Years**

(21) Appl. No.: **29/569,280**

(22) Filed: **Jun. 24, 2016**

(51) **LOC (11) Cl.** **28-03**

(52) **U.S. Cl.**
USPC **D24/211**

(58) **Field of Classification Search**

USPC D24/200, 211, 212, 213, 214, 215;
601/19, 22, 27-32, 46, 52, 99, 112, 113,
601/118, 125, 143, DIG. 12, DIG. 14,
601/DIG. 15, DIG. 16, DIG. 17; D8/367,
D8/368, 369, 370
CPC A61H 1/0266; A61H 2015/0007; A61H
2015/0014; A61H 2015/0042; A61H
2015/0035; A61H 15/00; A61H 7/003;
A61H 7/005; A61H 7/00; A61H
2001/027; A61H 11/00; A61H 19/00;
A61H 19/30; A61H 19/32; A61H 19/34;
A61H 19/40; A61H 19/44; A61H 19/50;
A61H 21/00

See application file for complete search history.

(56) **References Cited**

U.S. PATENT DOCUMENTS

1,981,379 A * 11/1934 Thomson A63B 23/10
482/51
D188,402 S * 7/1960 Wahl D24/215
2,991,586 A * 7/1961 Dowell A63H 1/32
446/214

3,356,367 A * 12/1967 Tewksbury A63B 23/0458
280/228
3,636,946 A * 1/1972 Hardy A61H 15/00
482/123
4,126,129 A * 11/1978 Rainbow A61H 1/00
601/134
4,196,722 A * 4/1980 Vanderwoude A61H 23/06
601/107
4,589,880 A * 5/1986 Dunn A61F 6/08
128/832
4,801,140 A * 1/1989 Bergeron A63B 21/0004
280/87.01
5,554,102 A 9/1996 Chiou
6,135,972 A 10/2000 Kuo
6,228,001 B1 * 5/2001 Johnson A63B 21/028
482/44
7,485,102 B2 * 2/2009 Zake A61H 15/00
601/134
D630,760 S * 1/2011 Imboden D24/211

(Continued)

Primary Examiner — Sandra Snapp

(74) *Attorney, Agent, or Firm* — Seed IP Law Group LLP

(57) **CLAIM**

The ornamental design for a massage device with a rounded body and a flange member, as shown and described.

DESCRIPTION

FIG. 1 is an isometric view of an embodiment of a massage device with a rounded body and a flange member showing my new design.

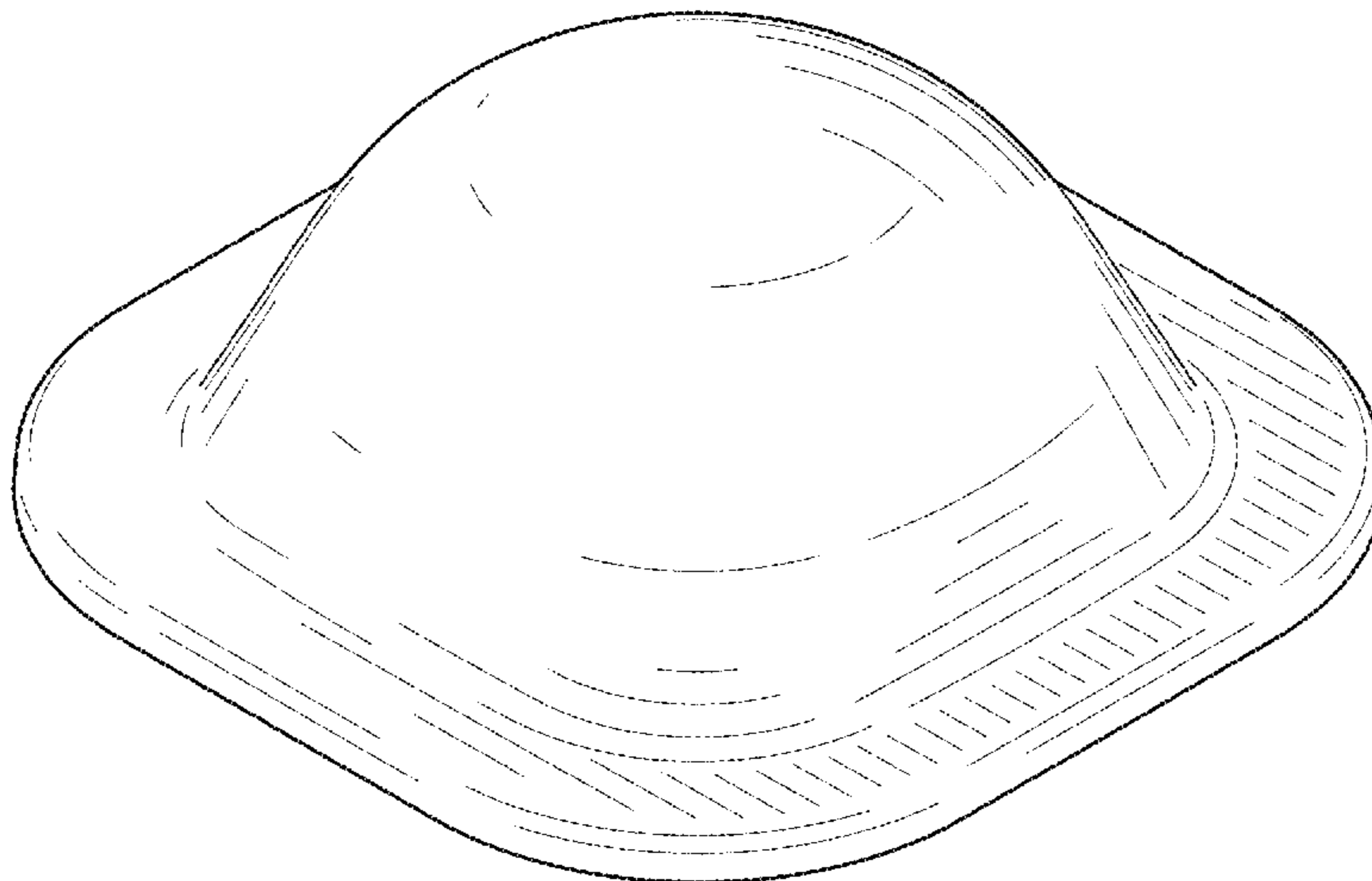
FIG. 2 is a top plan view of massage device with a rounded body and a flange member of FIG. 1.

FIG. 3 is a front elevational view of the massage device with a rounded body and a flange member of FIG. 1. The rear elevational view is the same.

FIG. 4 is a left elevational view of the massage device with a rounded body and a flange member of FIG. 1. The right elevational view is the same; and,

FIG. 5 is a bottom plan view of the massage device with a rounded body and a flange member of FIG. 1.

1 Claim, 3 Drawing Sheets



(56)

References Cited

U.S. PATENT DOCUMENTS

D698,035	S *	1/2014	Turner	D24/215
D739,544	S *	9/2015	Xia	D24/215
D777,336	S *	1/2017	Reid	D24/200
D777,337	S *	1/2017	Reid	D24/200
2002/0193714	A1	12/2002	Pecora	
2003/0125174	A1*	7/2003	Lin	A63B 21/154 482/148
2004/0006292	A1	1/2004	Joseph et al.	
2005/0049532	A1	3/2005	Lee	
2005/0085749	A1	4/2005	Baerwalde et al.	
2007/0249975	A1	10/2007	Pan et al.	
2008/0039747	A1	2/2008	Baerwalde et al.	
2011/0152035	A1	6/2011	Wahl	
2013/0090220	A1	4/2013	Bertram et al.	
2013/0123676	A1	5/2013	Fallstich	
2013/0178766	A1	7/2013	Abdur-Raof	
2013/0178768	A1	7/2013	Dalebout et al.	
2013/0231594	A1	9/2013	Bennett	
2013/0261517	A1	10/2013	Rodgers	
2013/0324382	A1	12/2013	Wilson	
2014/0088352	A1	3/2014	Maurette	
2014/0128786	A1	5/2014	Ross	
2015/0223970	A1*	8/2015	Holland	A61F 7/10 601/19
2017/0231851	A1*	8/2017	Faussett	A61H 15/00 601/135

* cited by examiner

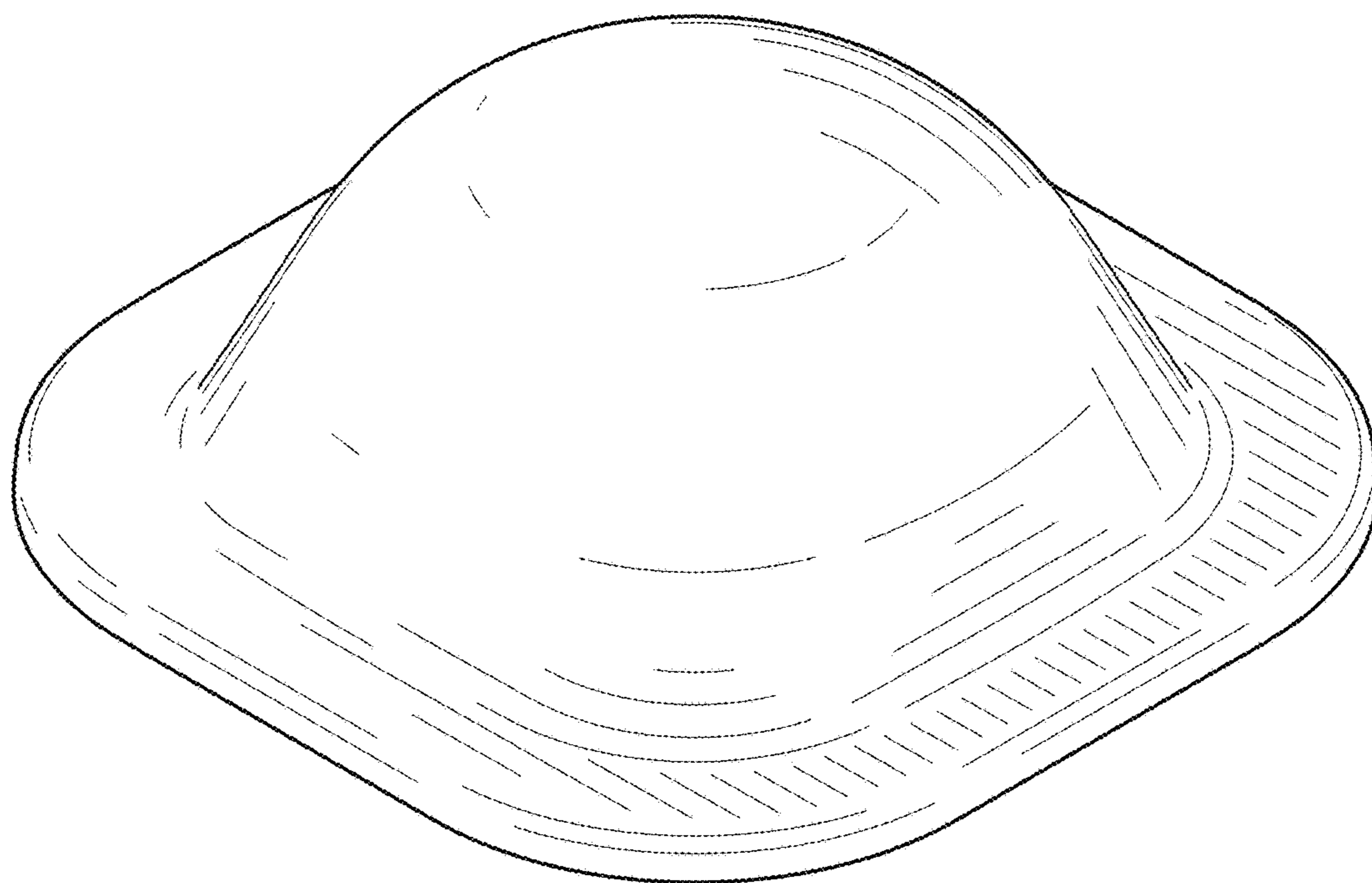


FIG. 1

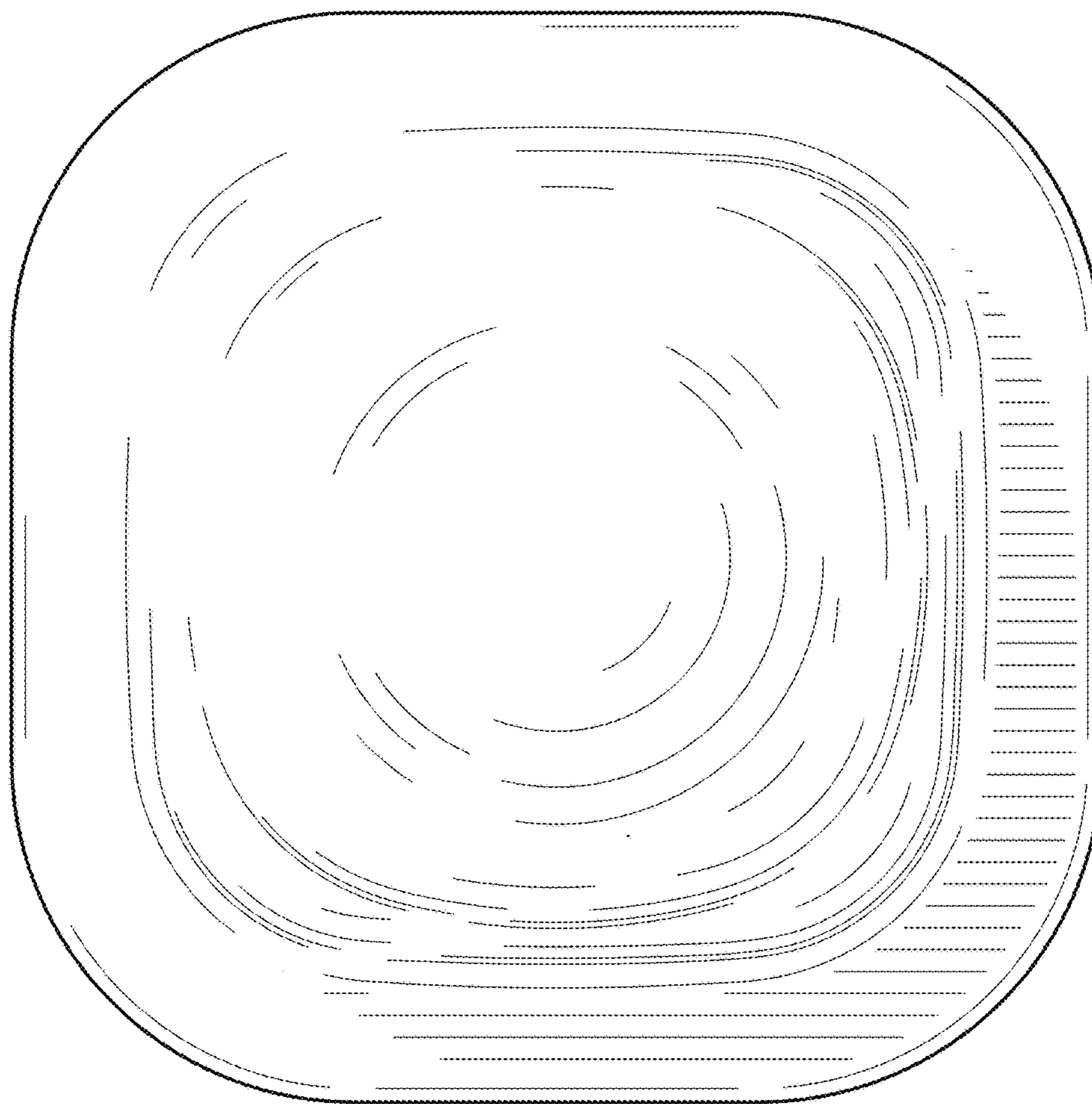


FIG. 2

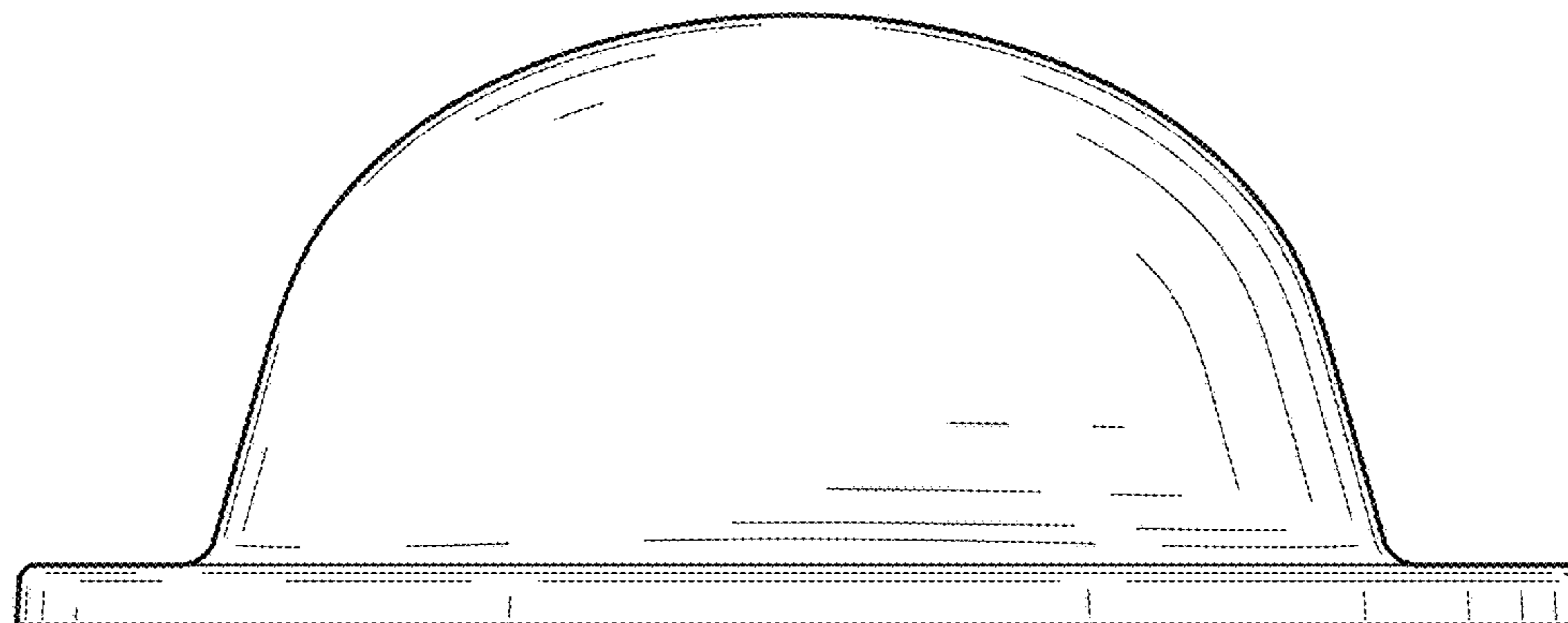


FIG. 3

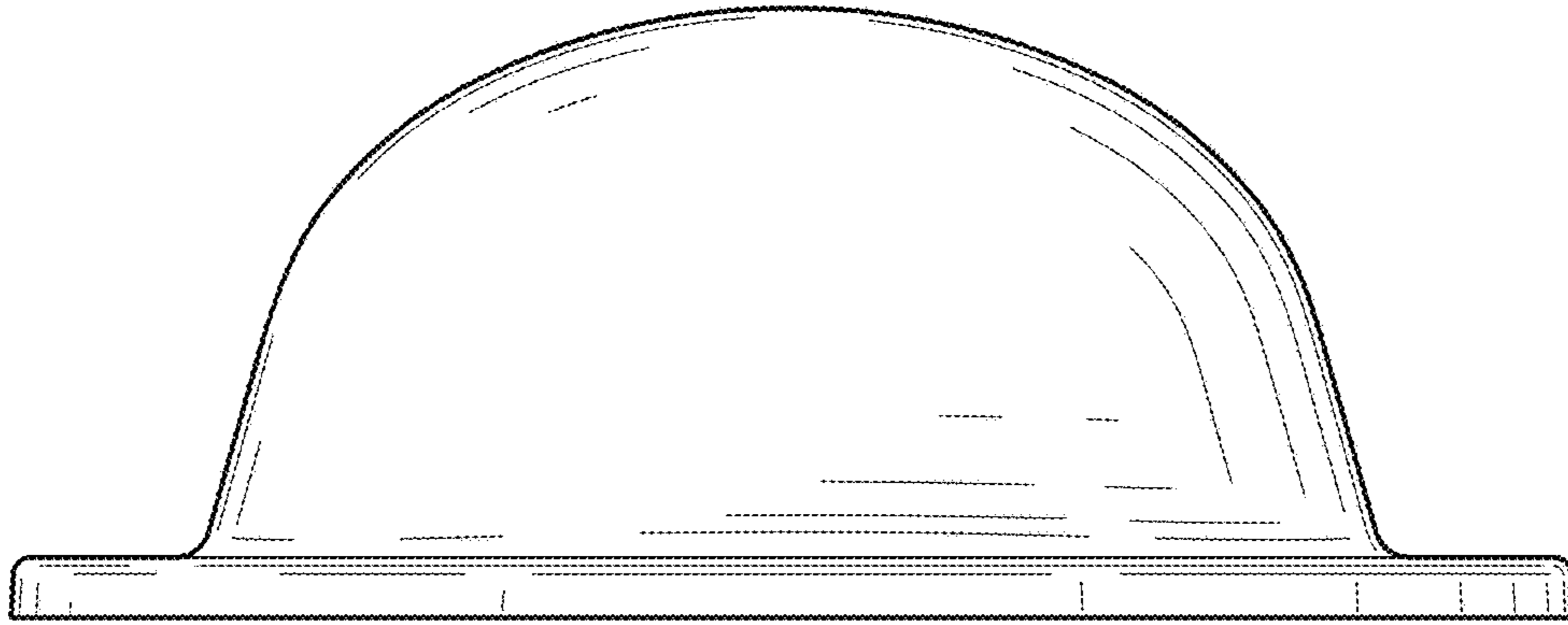


FIG. 4

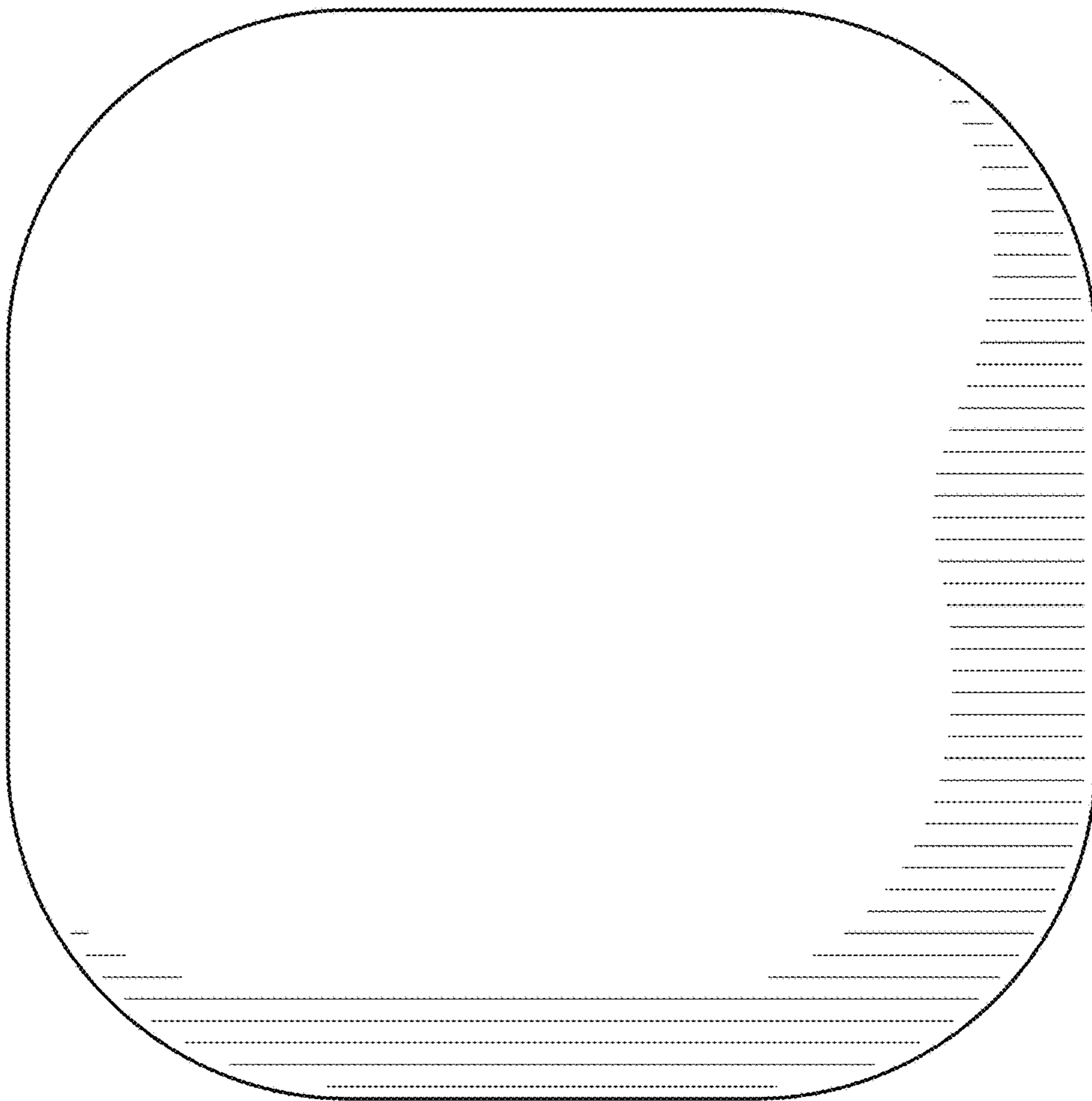


FIG. 5