



US00D826403S

(12) **United States Design Patent** (10) **Patent No.:** **US D826,403 S**
Huels et al. (45) **Date of Patent:** **** Aug. 21, 2018**

(54) **VIDEO LARYNGOSCOPE**
(71) Applicant: **KARL STORZ GmbH & Co. KG**,
Tuttlingen (DE)
(72) Inventors: **Dieter Huels**, Stockach (DE); **Christian Huber**, Schaffhausen (CH); **Fabian Zimmerli**, Zurich (CH); **Ulrich Merz**,
Tuttlingen (DE); **Eugenia Fuhr**,
Tuttlingen (DE)
(73) Assignee: **KARL STORZ GmbH & Co. KG**,
Tuttlingen (DE)

(**) Term: **15 Years**
(21) Appl. No.: **29/584,265**
(22) Filed: **Nov. 14, 2016**

(30) **Foreign Application Priority Data**
May 13, 2016 (EM) 003126416-0003
(51) **LOC (11) Cl.** **24-02**
(52) **U.S. Cl.**
USPC **D24/137**
(58) **Field of Classification Search**
USPC D24/108, 117, 133, 135, 137, 138, 141,
D24/222; 600/131, 132, 145-147, 185,
600/188, 197
CPC ... A61B 1/00016; A61B 1/00; A61B 1/00066;
A61B 1/00052; A61B 1/267; G06F 3/147
See application file for complete search history.

(56) **References Cited**
U.S. PATENT DOCUMENTS
D631,158 S 1/2011 Doerges
D664,653 S 7/2012 Doerges
D724,208 S * 3/2015 Miller D24/137
D738,501 S * 9/2015 Renner D24/146
D739,017 S * 9/2015 Renner D24/146

D742,512 S 11/2015 Pilz et al.
D745,669 S * 12/2015 Swift D24/137
D746,451 S * 12/2015 Chen D24/137
D748,255 S * 1/2016 McGrath D24/137
D767,758 S * 9/2016 Pecherer D24/138
(Continued)

FOREIGN PATENT DOCUMENTS

EP 3087906 A1 * 11/2016 A61B 1/00016

OTHER PUBLICATIONS

U.S. Appl. No. 29/545,156, filed Nov. 10, 2015, Fuhr et al.
(Continued)

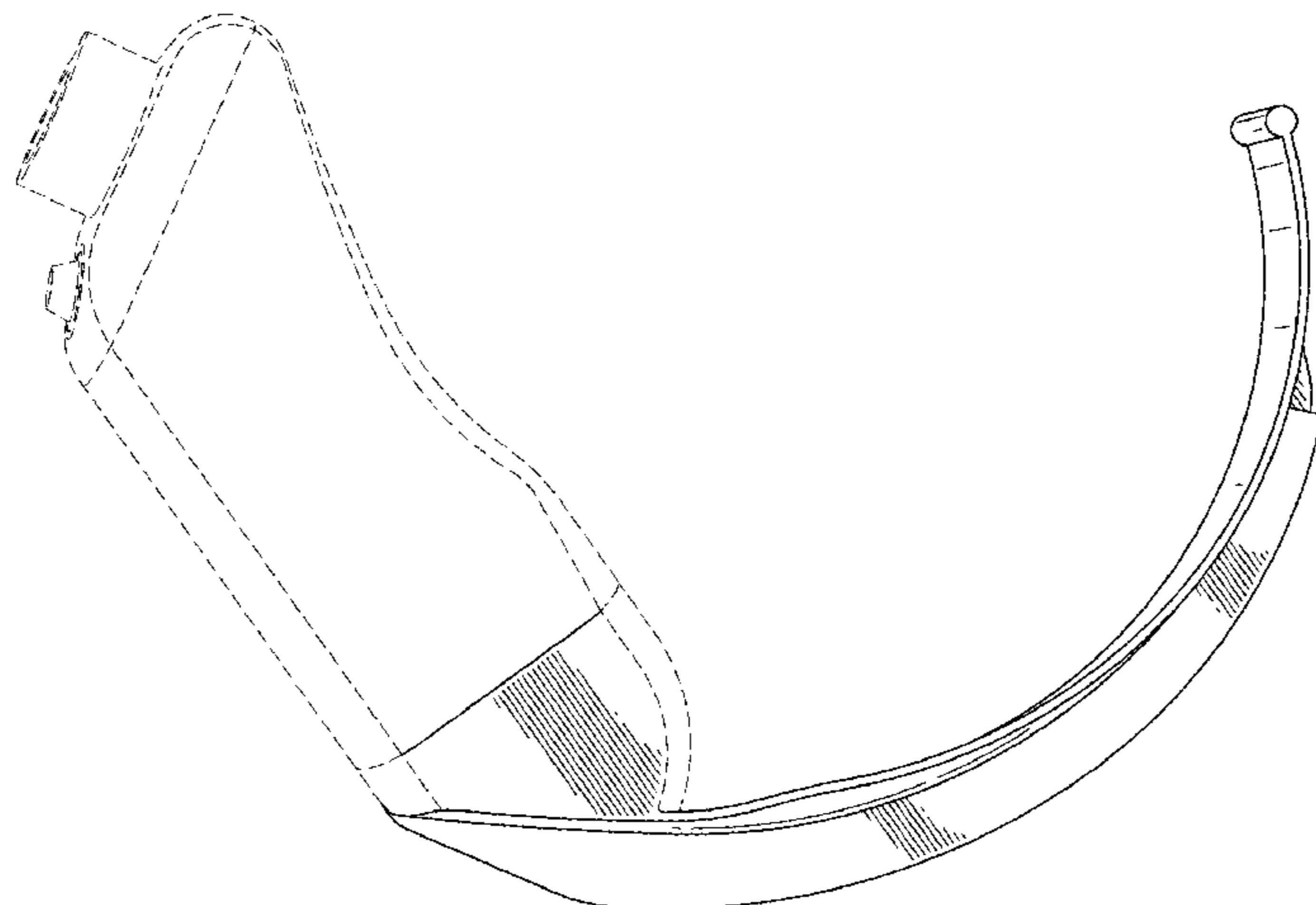
Primary Examiner — Ian Simmons
Assistant Examiner — Yolanda Robinson
(74) *Attorney, Agent, or Firm* — Muncy, Geissler, Olds &
Lowe, P.C.

(57) **CLAIM**
The ornamental design for a video laryngoscope, as shown
and described.

DESCRIPTION

FIG. 1 is a front perspective view of a video laryngoscope
according to the present invention.
FIG. 2 is a front view of the video laryngoscope of FIG. 1.
FIG. 3 is a rear view of the video laryngoscope of FIG. 1.
FIG. 4 is a left side view of the video laryngoscope of FIG.
1.
FIG. 5 is a right side view of the video laryngoscope of FIG.
1.
FIG. 6 is a top view of the video laryngoscope of FIG. 1;
and,
FIG. 7 is a bottom view of the video laryngoscope of FIG.
1.
The broken lines shown represent unclaimed subject matter
and form no part of the claimed design.

1 Claim, 7 Drawing Sheets



(56)

References Cited

U.S. PATENT DOCUMENTS

D785,791 S * 5/2017 Strobel D24/133
 D788,831 S * 6/2017 Pilz D10/46
 D791,943 S * 7/2017 Cook D24/135
 2007/0167686 A1 * 7/2007 McGrath, Jr. A61B 1/00016
 600/188
 2013/0190568 A1 * 7/2013 Hakanen A61B 1/06
 600/186
 2016/0058277 A1 * 3/2016 Selcho A61B 1/0005
 600/188
 2016/0095506 A1 * 4/2016 Dan A61M 16/0488
 600/188
 2016/0317010 A1 * 11/2016 McGrath A61B 1/00052
 2016/0345803 A1 * 12/2016 Mallory A61B 1/00068
 2016/0367126 A1 * 12/2016 McGrath, Jr. A61B 1/00016
 2017/0035269 A1 * 2/2017 Krause B23K 26/21
 2017/0105614 A1 * 4/2017 McWilliam A61B 1/267
 2017/0150878 A1 * 6/2017 Swift A61B 1/00027
 2017/0202447 A1 * 7/2017 Pecherer A61B 1/267

OTHER PUBLICATIONS

Airtraq Brochure, pp. 1-2 (2015).
 Verathon, "Glidescope Titanium—System Bedienungs—und
 Wartungshandbuch," pp. 1-76 (May 29, 2015).
 Verathon, "Glidescope AVL—System Bedienungs—und
 Wartungshandbuch," pp. 1-86 (Apr. 27, 2015).
 Verathon, "GlideRite Rigid Stylet," brochure, pp. 1-2 (2015).
 Kingsystems "KingVision Airway Management Video
 Laryngoscope," brochure, pp. 1-2 (2010).
 Ambu, "Pentax Airway Scope (AWS) & Pentax PBlade," brochure,
 pp. 1-2 (Mar. 2012).
 Aircraft Medical, "McGrath MAC," brochure, pp. 1-5 (2011).
 Karl Storz, "Was brauchen Sie fuer Ihr Airway Management? Wir
 haben die Loseung Das C-MAC System!", Endoworld, pp. 1-24
 (Jul. 2015).
 Karl Storz, "Der C-MAC Pocket Monitor," brochure, pp. 1-4 (Oct.
 2015).

* cited by examiner

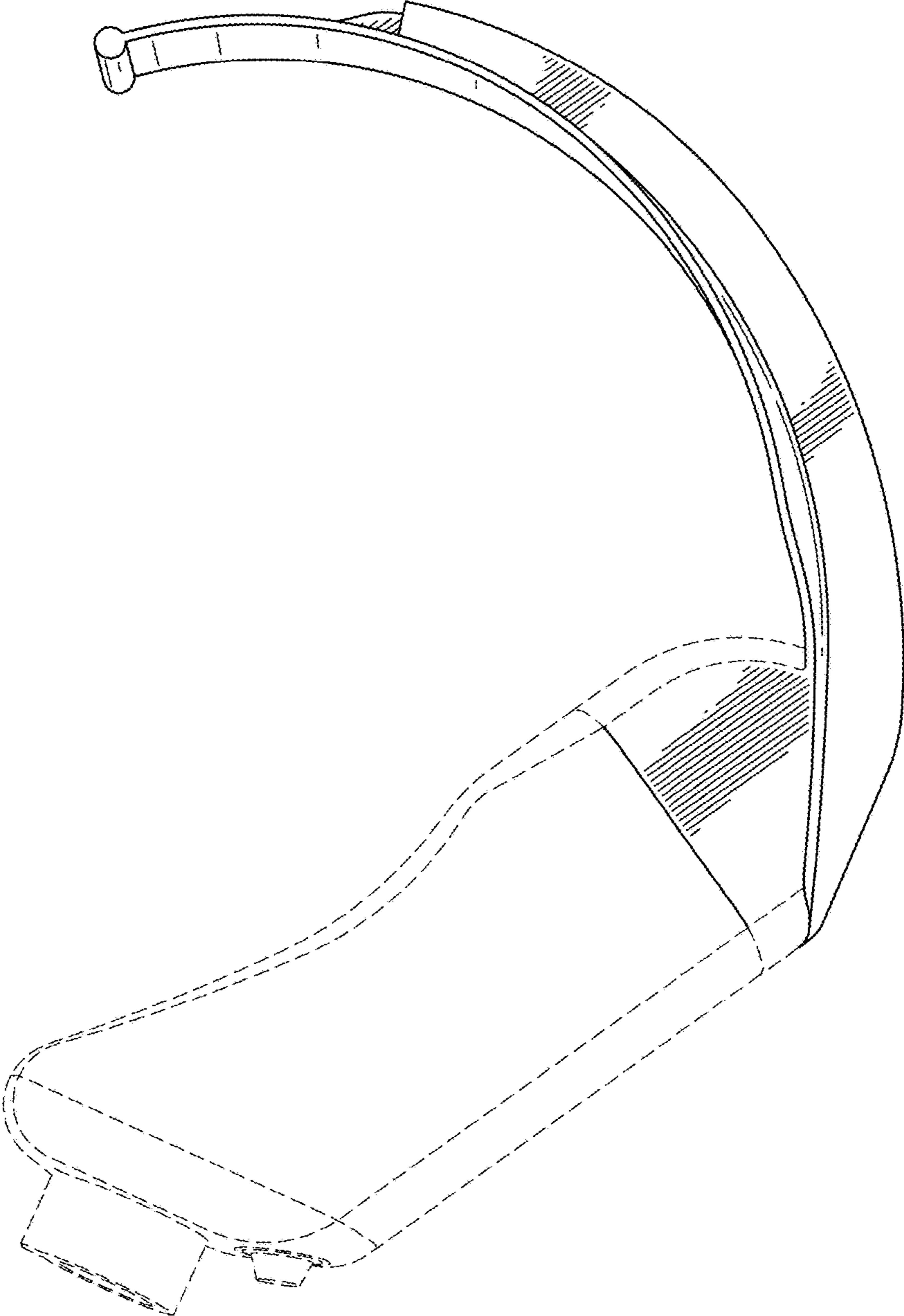


FIG.1




FIG.2



FIG.3

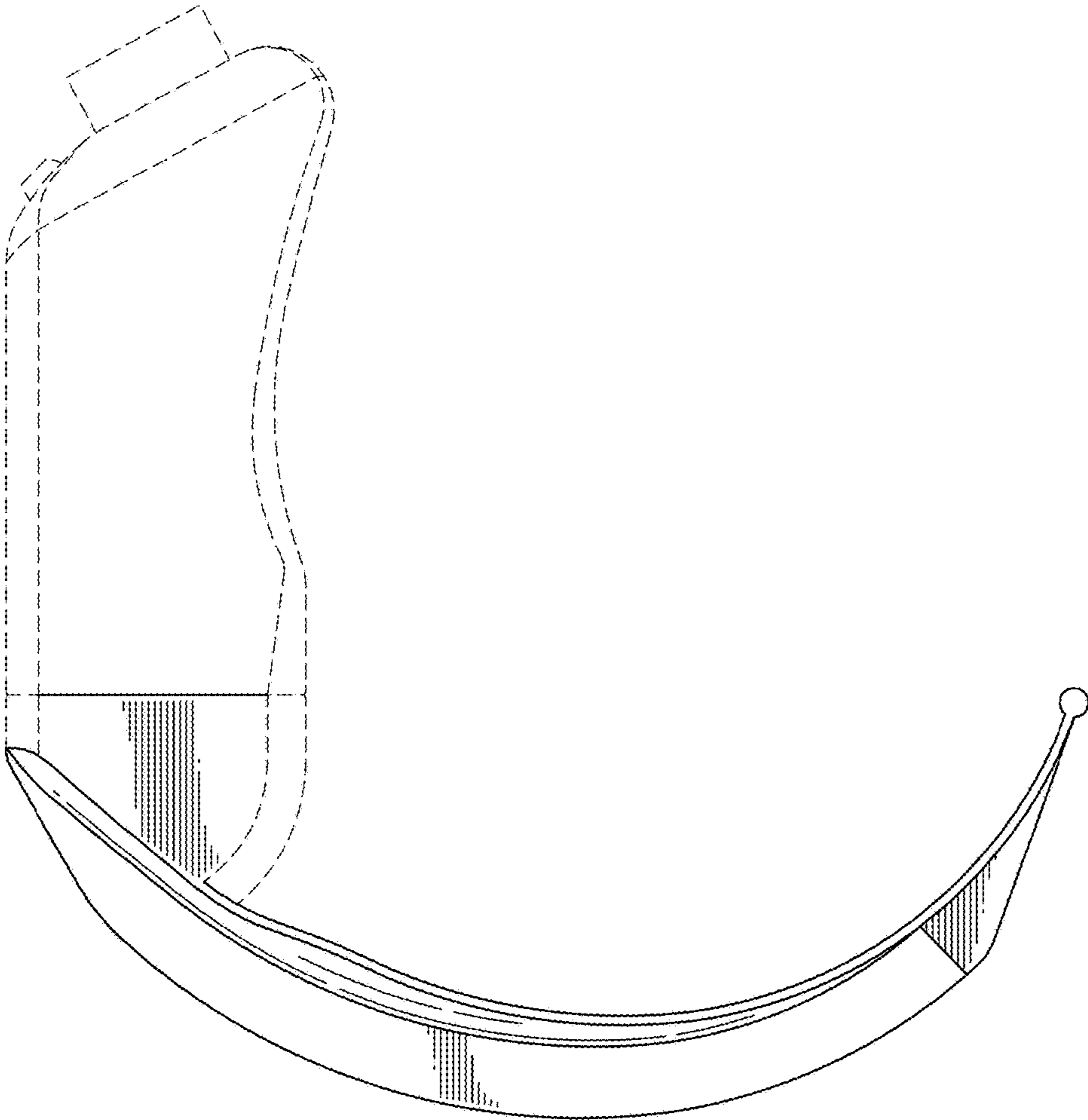


FIG.4

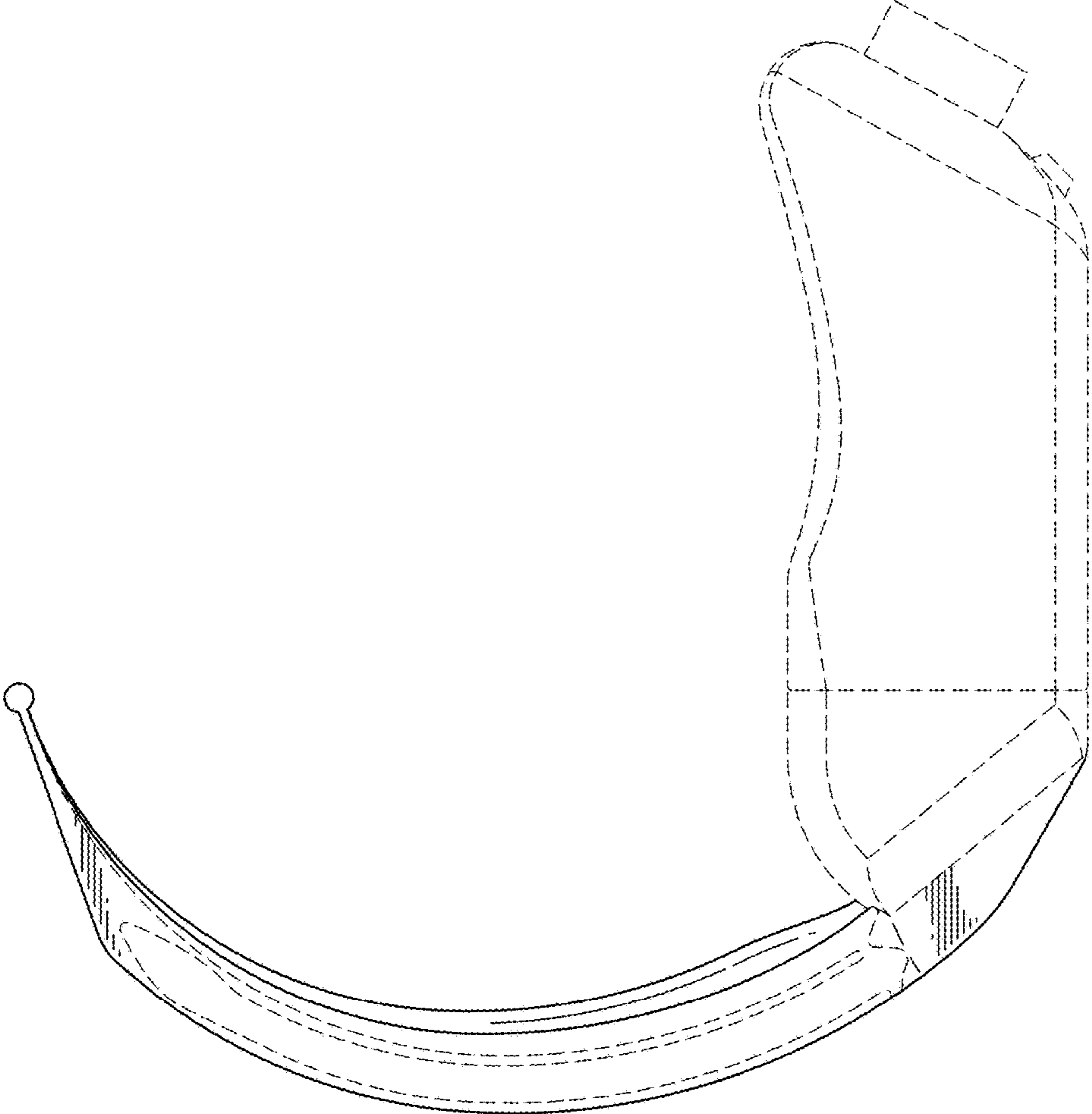


FIG.5

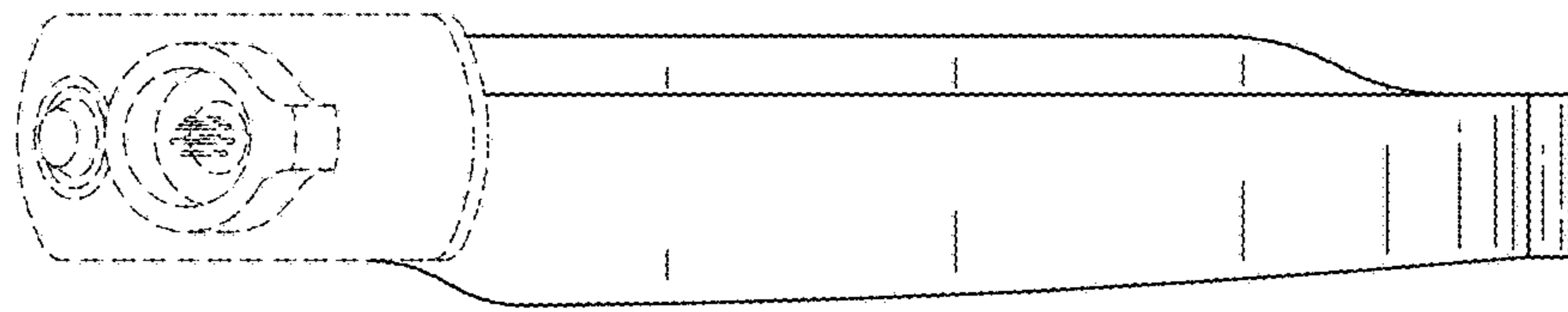


FIG.6

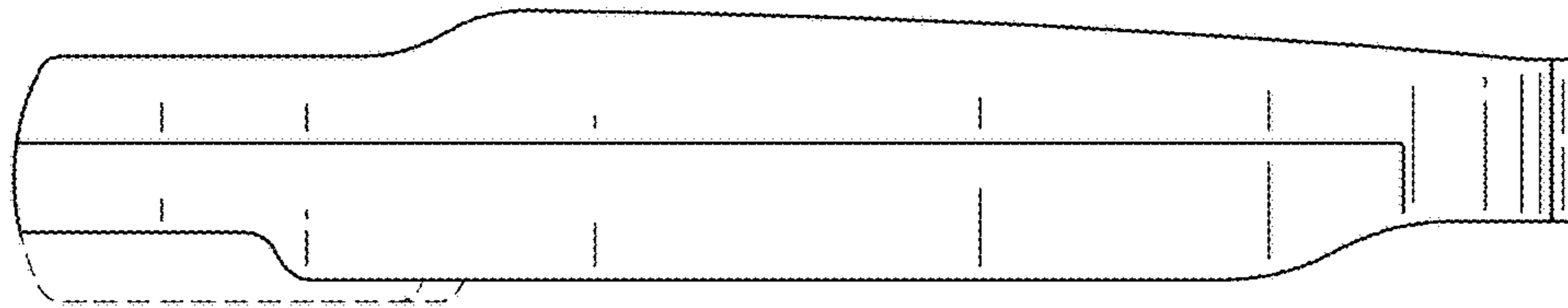


FIG.7