



US00D826389S

(12) **United States Design Patent** (10) **Patent No.:** **US D826,389 S**  
**Morin** (45) **Date of Patent:** **\*\* Aug. 21, 2018**

- (54) **FILTER**
- (71) Applicant: **iRobot Corporation**, Bedford, MA (US)
- (72) Inventor: **Russell Walter Morin**, Burlington, MA (US)
- (73) Assignee: **iRobot Corporation**, Bedford, MA (US)
- (\*\*) Term: **15 Years**
- (21) Appl. No.: **29/556,794**
- (22) Filed: **Mar. 3, 2016**

**Related U.S. Application Data**

- (62) Division of application No. 29/471,673, filed on Nov. 4, 2013, now Pat. No. Des. 754,315.
- (51) **LOC (11) Cl.** ..... **23-04**
- (52) **U.S. Cl.**  
USPC ..... **D23/365**
- (58) **Field of Classification Search**  
USPC ..... D23/365, 209, 363, 358, 386, 354, 341, D23/364; 55/385.3, 502, 497, 506, 505, 55/521, 495, 422, 493, DIG. 30; 210/435, 130, 136, 248, 339, 448, 452, 210/497.1; D32/31; D15/5  
CPC ..... B01D 46/0006; B01D 46/0008; B01D 46/0009; B01D 46/0013; B01D 46/521; B01D 46/522; B01D 46/523; B01D 46/525; B01D 46/526; B01D 46/527; B01D 46/528; B01D 46/54; B01D 46/543; B01D 46/546  
See application file for complete search history.

(56) **References Cited**

**U.S. PATENT DOCUMENTS**

- 5,525,145 A \* 6/1996 Hodge ..... B01D 46/001 454/309
- 5,651,188 A 7/1997 Swanson et al.

- D383,881 S 9/1997 Gudmundsson
- D389,284 S 1/1998 Gudmundsson
- 5,725,623 A 3/1998 Bowerman et al.
- D394,901 S \* 6/1998 Governale ..... D23/351
- D402,356 S \* 12/1998 Hodge ..... D23/365
- D406,421 S 3/1999 Bobrosky et al.
- D425,270 S 5/2000 Zahuranec
- D439,963 S \* 4/2001 Gieseke ..... D23/365
- D443,740 S 6/2001 Stratford
- D445,974 S 7/2001 Stratford
- D449,100 S \* 10/2001 Sundet ..... D23/365
- D472,683 S 4/2003 Stratford
- D522,194 S 5/2006 Mason
- 7,070,641 B1 7/2006 Gunderson et al.
- D538,418 S \* 3/2007 Pippel ..... D23/209
- D544,949 S \* 6/2007 Winters ..... D23/365
- D548,826 S \* 8/2007 Katta ..... D23/364
- D605,274 S \* 12/2009 Kawano ..... D23/365
- D634,413 S \* 3/2011 Wallace ..... D23/354
- 8,021,455 B2 9/2011 Adamek et al.

(Continued)

*Primary Examiner* — David Muller

(74) *Attorney, Agent, or Firm* — Myers Bigel, P.A.

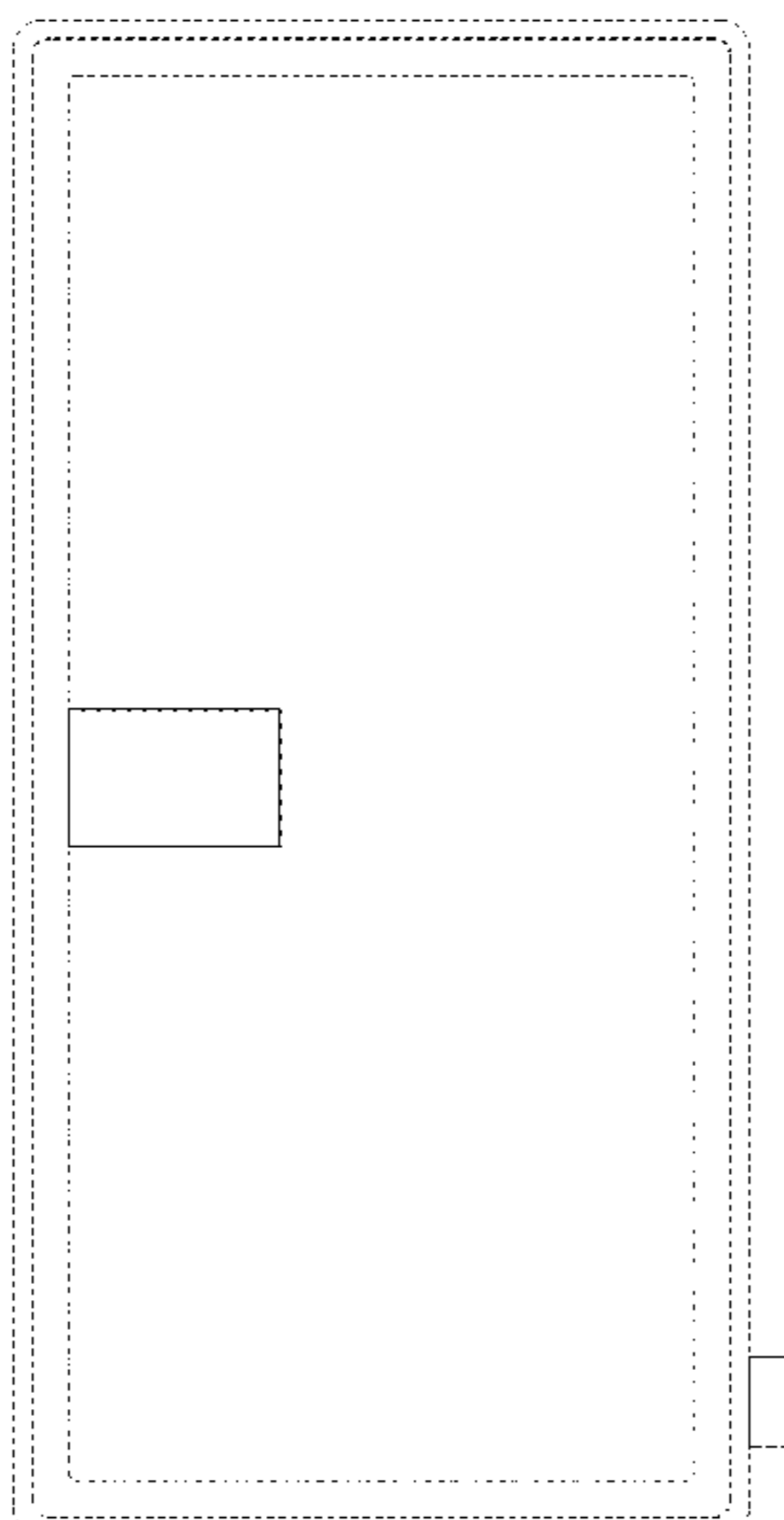
(57) **CLAIM**

The ornamental design for a filter, as shown and described.

**DESCRIPTION**

FIG. 1 is a top view of a filter, showing my new design;  
 FIG. 2 is a bottom view thereof;  
 FIG. 3 is a front view thereof;  
 FIG. 4 is a back view thereof  
 FIG. 5 is a left side thereof;  
 FIG. 6 is a right side view thereof; and,  
 FIG. 7 is an exploded view thereof.  
 The dashed lines in the drawing views depict portions of the design that form no part of the claim.

**1 Claim, 6 Drawing Sheets**



(56)

**References Cited**

U.S. PATENT DOCUMENTS

8,535,404 B2 *	9/2013	Crabtree .....	B01D 39/1623
			55/385.6
8,623,109 B2 *	1/2014	Anoszko .....	B01D 46/0005
			55/481
2006/0168925 A1	8/2006	Whittemore	

\* cited by examiner

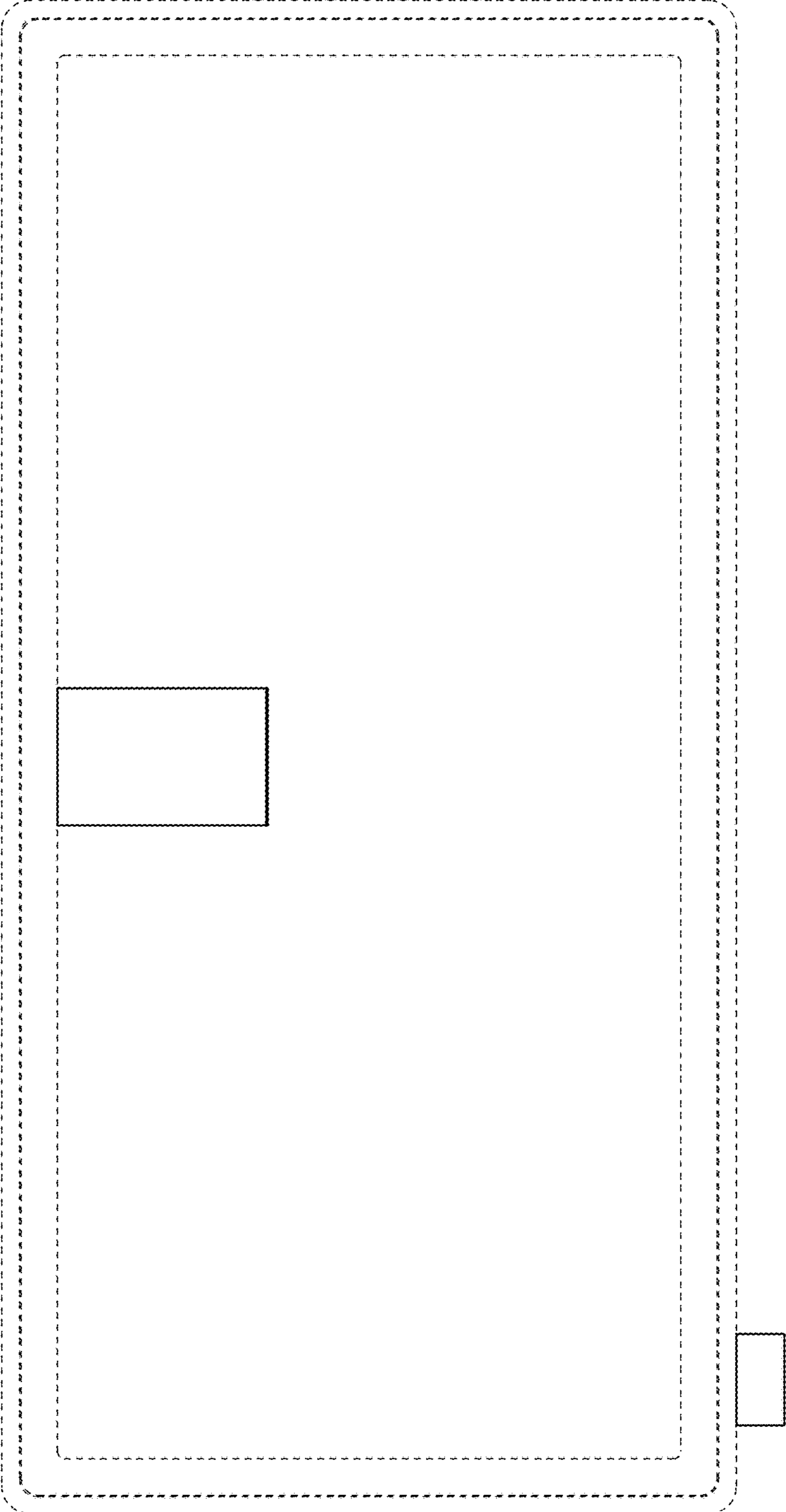


FIG. 1



FIG. 2

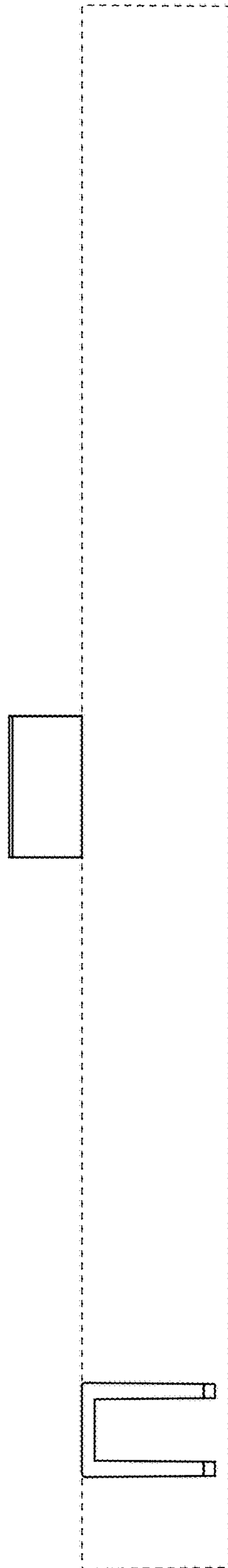
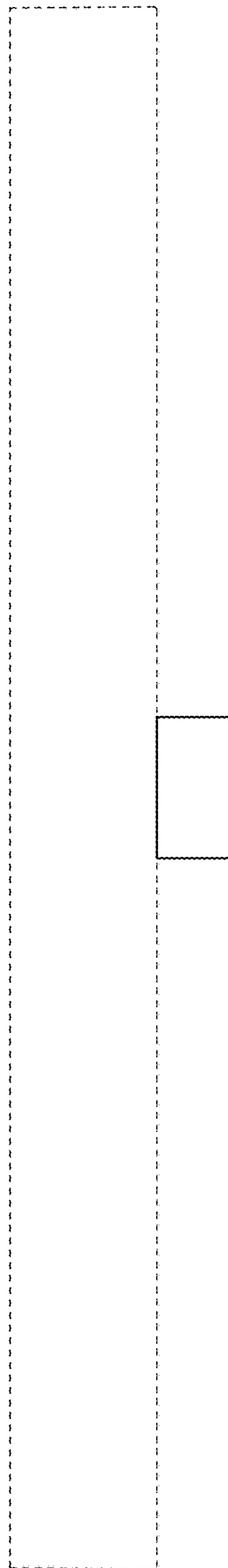


FIG. 3



**FIG. 4**




FIG. 5




FIG. 6

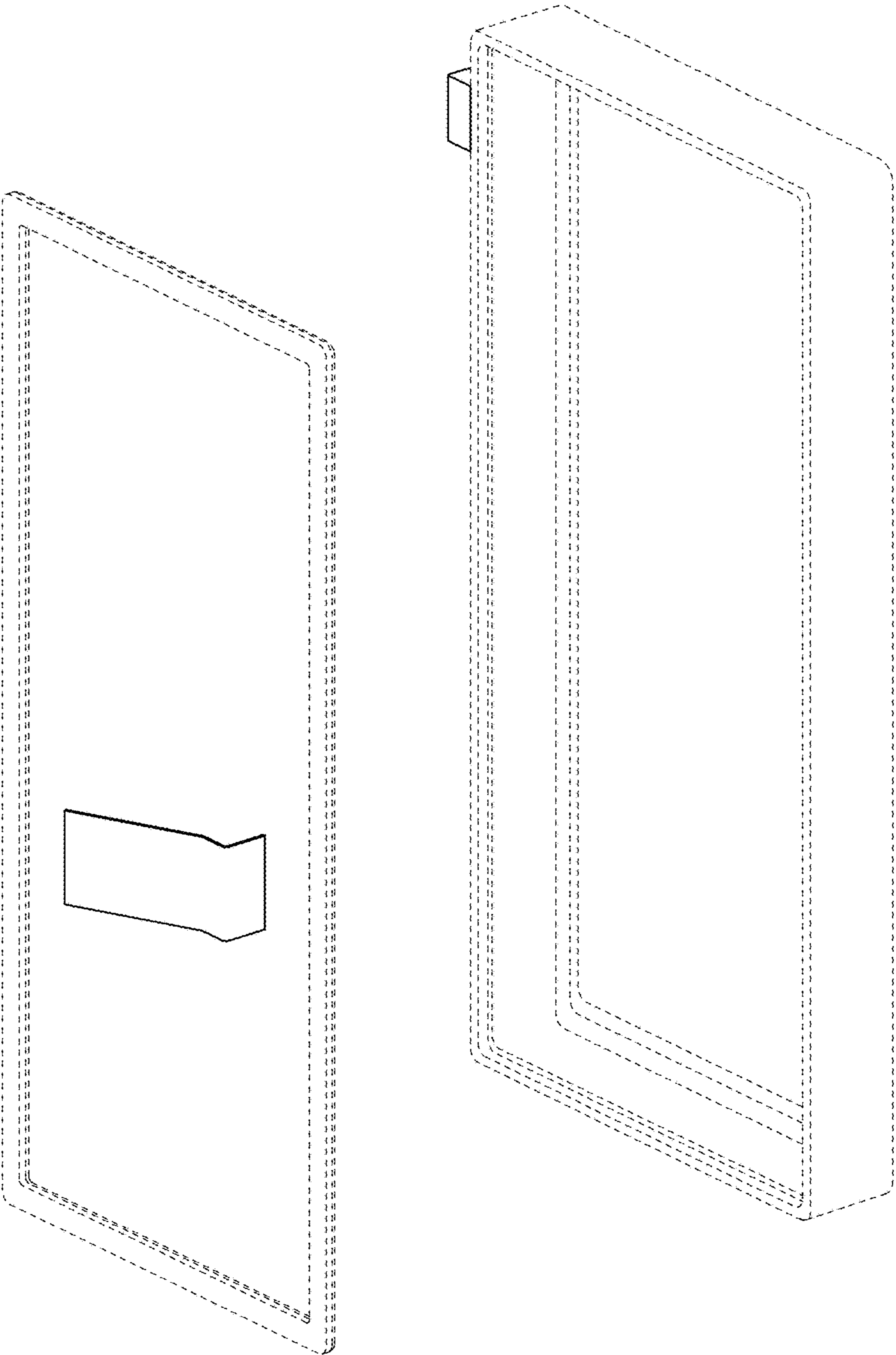


FIG. 7