



US00D826374S

(12) **United States Design Patent** (10) **Patent No.:** **US D826,374 S**
Berducat et al. (45) **Date of Patent:** **** Aug. 21, 2018**

(54) **WATER PURIFIER CARTRIDGE**
(71) Applicant: **Merck Patent GmbH**, Darmstadt (DE)
(72) Inventors: **Christian Berducat**, Darmstadt (DE);
Eric Biget, Darmstadt (DE)
(73) Assignee: **Merck Patent GmbH**, Darmstadt (DE)
(**) Term: **15 Years**
(21) Appl. No.: **29/614,839**
(22) Filed: **Aug. 23, 2017**

(30) **Foreign Application Priority Data**
Feb. 24, 2017 (EM) 003765809-0003
(51) **LOC (11) Cl.** **23-01**
(52) **U.S. Cl.**
USPC **D23/209**
(58) **Field of Classification Search**
USPC D23/207, 209, 365
CPC . C02F 1/003; C02F 1/42; B01D 35/30; B01D
35/153; B01D 29/111; B01D 39/12;
B29C 47/682
See application file for complete search history.

(56) **References Cited**
U.S. PATENT DOCUMENTS
6,325,929 B1 * 12/2001 Bassett B01D 61/18
210/238
D493,207 S * 7/2004 Ueda D23/209
D547,823 S * 7/2007 Kennedy D23/207
D679,779 S * 4/2013 Reid D23/209
D712,007 S * 8/2014 Reid D23/209
D731,616 S * 6/2015 Zou D23/209
D755,344 S * 5/2016 Reckin D23/209


D755,922 S * 5/2016 Sherman B01D 35/30
D23/209
D762,812 S * 8/2016 Branscomb D23/209
D767,712 S * 9/2016 Huda D23/207
D780,887 S * 3/2017 Huda D23/209
D788,879 S * 6/2017 Zou D23/209
D807,988 S * 1/2018 An B01D 35/30
D23/209
9,956,511 B2 * 5/2018 Lackey B01D 35/30
* cited by examiner

Primary Examiner — Robin V Webster
(74) *Attorney, Agent, or Firm* — Edell, Shapiro & Finnan, LLC

(57) **CLAIM**
The ornamental design for a water purifier cartridge, as shown and described.

DESCRIPTION
FIG. 1 is a front, right perspective view from above of a water purifier cartridge.
FIG. 2 is a front, right perspective view from below of the water purifier cartridge of FIG. 1.
FIG. 3 is a right side elevation view of the water purifier cartridge of FIG. 1.
FIG. 4 is a left side elevation view of the water purifier cartridge of FIG. 1.
FIG. 5 is a front elevation view the water purifier cartridge of FIG. 1.
FIG. 6 is a rear elevation view the water purifier cartridge of FIG. 1.
FIG. 7 is a top plan view of the water purifier cartridge of FIG. 1; and,
FIG. 8 is a bottom plan view of the water purifier cartridge of FIG. 1.

1 Claim, 7 Drawing Sheets






FIG.1




FIG.2




FIG.3




FIG.4




FIG.5




FIG.6

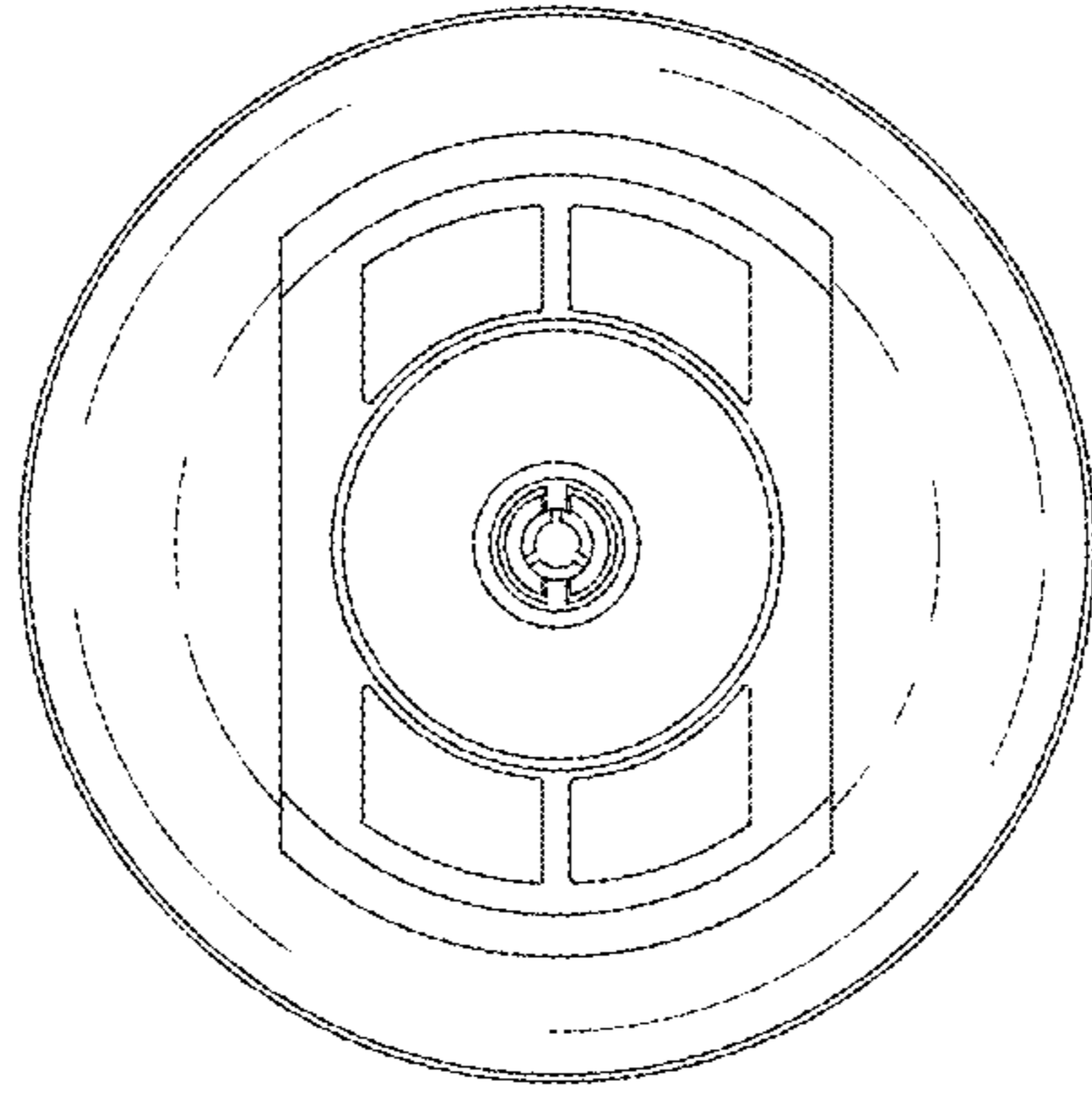


FIG.7

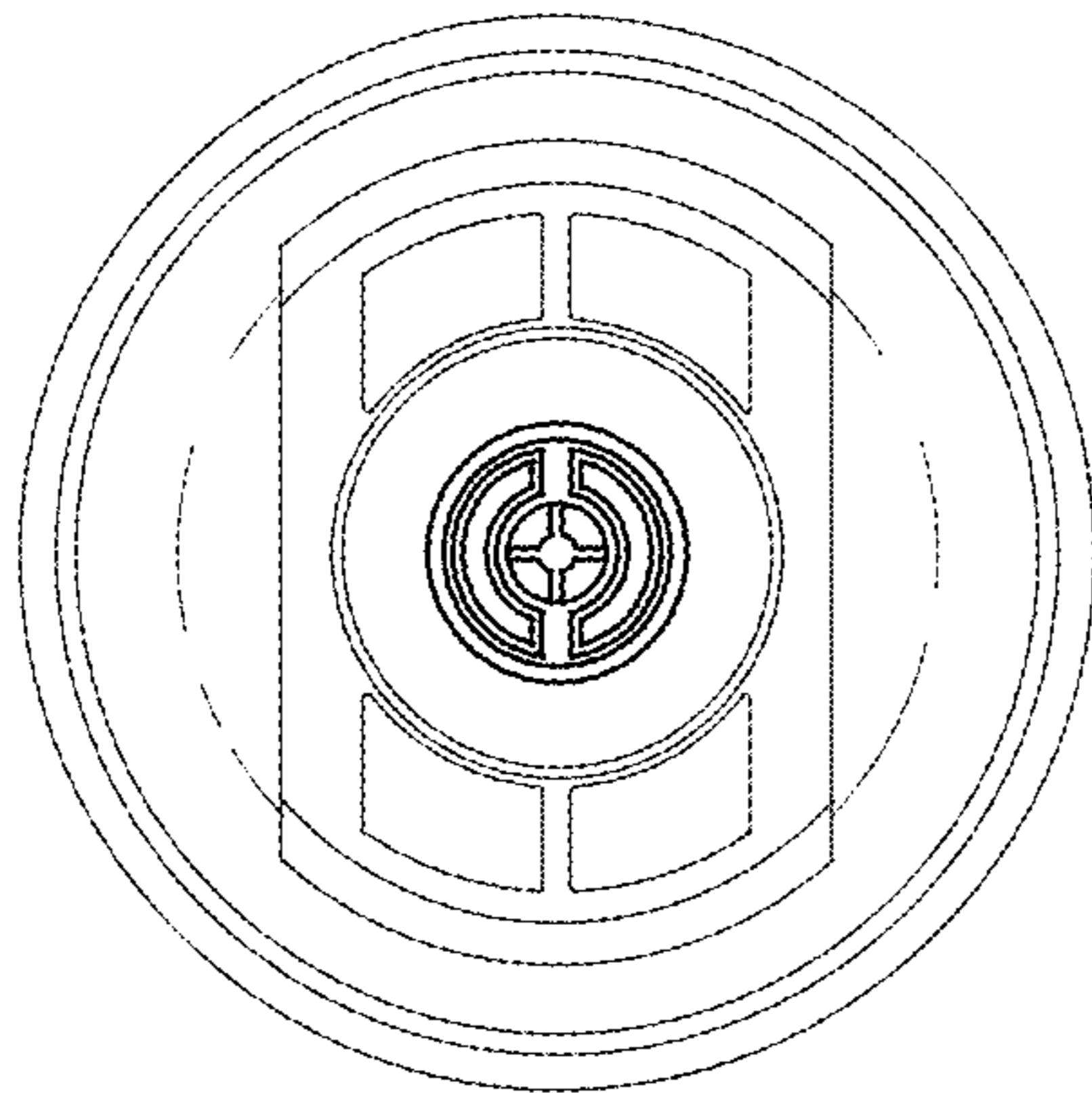


FIG.8