



US00D826356S

(12) **United States Design Patent** (10) **Patent No.:** **US D826,356 S**
Foppiano (45) **Date of Patent:** **** Aug. 21, 2018**

(54) **GOLF CLUB STAND**
(71) Applicant: **Alan D. Foppiano**, Viera, FL (US)
(72) Inventor: **Alan D. Foppiano**, Viera, FL (US)
(**) Term: **15 Years**
(21) Appl. No.: **29/612,289**
(22) Filed: **Jul. 31, 2017**
(51) **LOC (11) Cl.** **21-02**
(52) **U.S. Cl.**
USPC **D21/796**
(58) **Field of Classification Search**
USPC D21/789, 796; D6/681.1, 552
CPC A63B 55/10; F16L 3/00
See application file for complete search history.

(56) **References Cited**
U.S. PATENT DOCUMENTS
D166,615 S * 4/1952 Loughlin D6/681.1
2,894,706 A * 7/1959 Cappio A01G 25/00
248/87
D267,679 S * 1/1983 Barney D7/683
D271,920 S * 12/1983 Sanker D6/681.1
D318,090 S * 7/1991 Bahns D21/796
5,127,530 A * 7/1992 Ortuno A63B 55/10
206/315.2
D345,660 S * 4/1994 Mobley D6/674
D360,248 S * 7/1995 Wright D21/796
D360,451 S * 7/1995 Levocz D21/796
D363,849 S * 11/1995 Bruns D6/552
5,467,980 A * 11/1995 Weisenstein A63B 55/10
473/282
D371,590 S * 7/1996 Ludwig D21/796
5,597,363 A * 1/1997 Leote A63B 55/10
473/282
5,636,754 A * 6/1997 Ennis A63B 55/10
211/70.2
D400,611 S * 11/1998 Schoenbeck D21/796
D400,612 S * 11/1998 Rubin D21/796
D407,774 S * 4/1999 Weiss D21/796
D418,186 S * 12/1999 Canterbury D21/796

D447,530 S * 9/2001 Hidalgo D21/793
D471,613 S * 3/2003 Richardson D21/796
D492,379 S * 6/2004 Miavitz D21/796
D493,860 S * 8/2004 Fox D21/796
D520,098 S * 5/2006 LeMoine D21/796
D530,768 S * 10/2006 Rood D21/796
D550,801 S * 9/2007 Valiante D21/796
D564,614 S * 3/2008 Valiante D21/796
D651,676 S * 1/2012 Stuef D21/796
D653,298 S * 1/2012 Werre D21/796
D695,865 S * 12/2013 Swan D21/796
D709,579 S * 7/2014 Remington D21/796

OTHER PUBLICATIONS

Caddy Stick, The Original Golf Club Stand, Holder, Gift, Custom Made in USA. (n.d.). Retrieved Jul. 27, 2017, from <http://www.ebay.com/itm/Caddy-Stick-The-Original-Golf-Club-Stand-Holder-Gift-Custom-Made-in-USA-/270653191064?epid=13318732058&hash=item3f042ff398%3Ag%3AQklAAMXQfJRNBX7>.

* cited by examiner

Primary Examiner — Mitchell I. Siegel
(74) *Attorney, Agent, or Firm* — Dunlap Bennett & Ludwig PLLC

(57) **CLAIM**

The ornamental design for a golf club stand, as shown and described.

DESCRIPTION

FIG. 1 is a perspective view of a golf club stand;
FIG. 2 is a front elevation view thereof;
FIG. 3 is a left side elevation view thereof;
FIG. 4 is a rear side elevation view thereof;
FIG. 5 is a right side elevation view thereof;
FIG. 6 is a top plan view thereof; and,
FIG. 7 is a bottom plan view thereof.
The broken lines shown in the drawings depict a cap that form no part of the claimed invention.

1 Claim, 3 Drawing Sheets



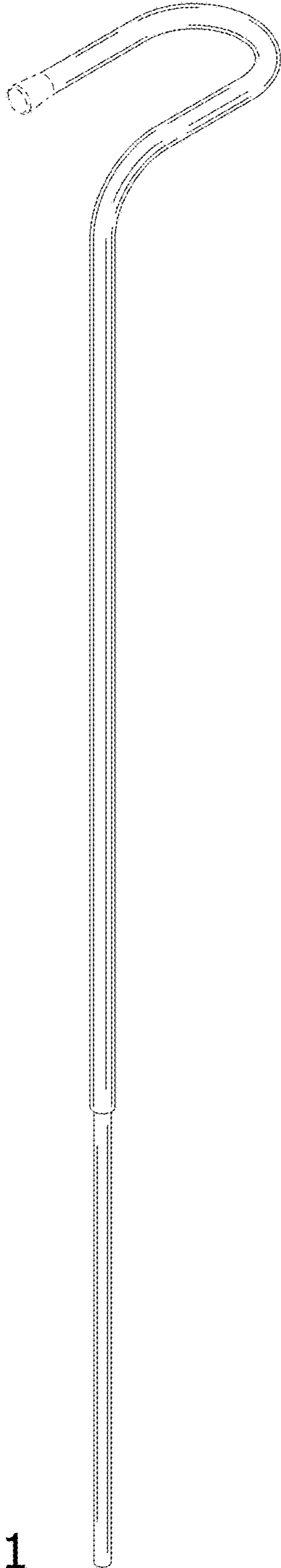


FIG. 1







FIG. 2



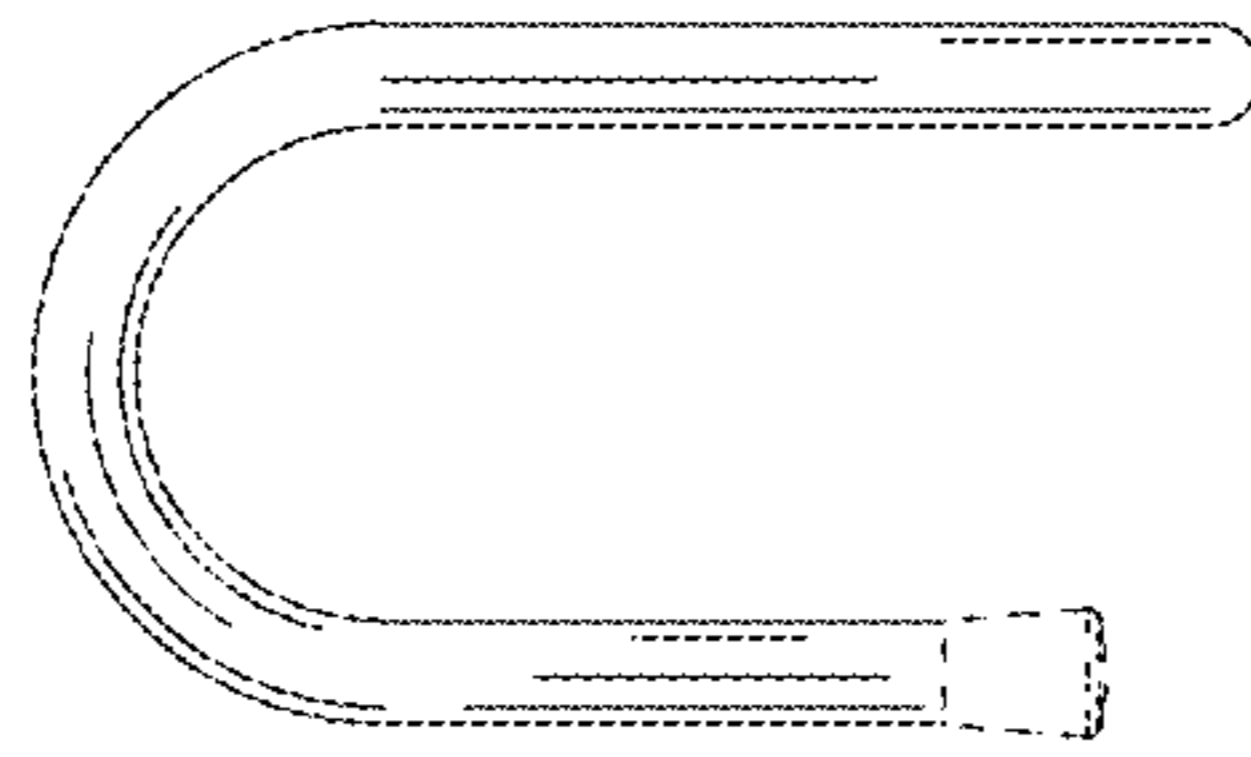


FIG. 6

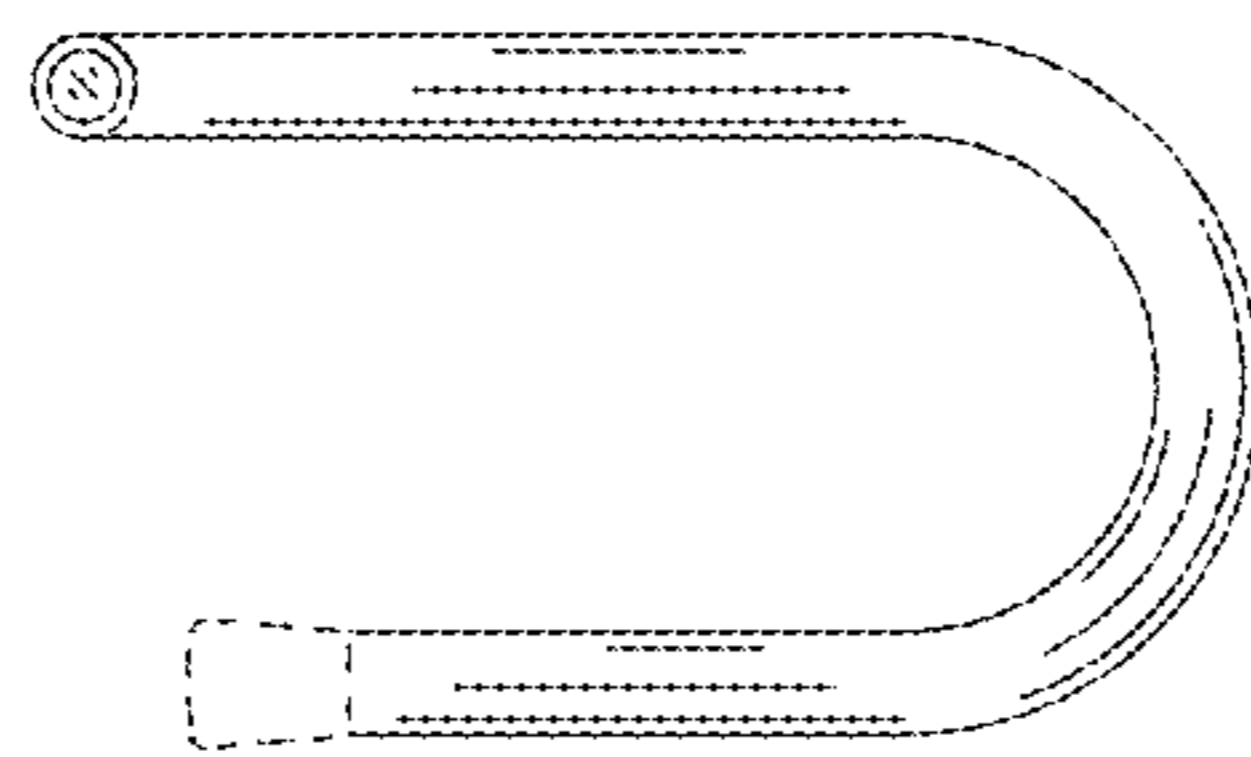


FIG. 7