



US00D826347S

(12) **United States Design Patent**  
**Tsuji et al.**

(10) **Patent No.:** **US D826,347 S**  
(45) **Date of Patent:** **\*\* Aug. 21, 2018**

- (54) **DOLL**
- (71) Applicant: **SANRIO COMPANY, LTD.**, Tokyo (JP)
- (72) Inventors: **Masaki Tsuji**, Tokyo (JP); **Yumiko Muramoto**, Tokyo (JP)
- (73) Assignee: **SANRIO COMPANY, LTD.**, Tokyo (JP)
- (\*\*) Term: **15 Years**
- (21) Appl. No.: **29/601,048**
- (22) Filed: **Apr. 18, 2017**
- (30) **Foreign Application Priority Data**  
Dec. 7, 2016 (JP) ..... 2016-026569
- (51) **LOC (11) Cl.** ..... **21-01**
- (52) **U.S. Cl.**  
USPC ..... **D21/632; D21/633**
- (58) **Field of Classification Search**  
USPC ..... D21/576, 600, 604, 605, 621, 630-634,  
D21/639, 655, 658; D19/60  
See application file for complete search history.

D632,744 S *	2/2011	Hunt	.....	D21/605
D701,273 S *	3/2014	Stewart	.....	D21/600
D701,579 S *	3/2014	Tan	.....	D21/576
D728,705 S *	5/2015	Lo	.....	D21/655
D729,325 S *	5/2015	Allen	.....	D21/576
D810,841 S *	2/2018	Tsuji	.....	D21/658

**FOREIGN PATENT DOCUMENTS**

JP D1231041 2/2005

**OTHER PUBLICATIONS**

Nov. 30, 2016—U.S. Appl. No. 29/586,065.

(Continued)

*Primary Examiner* — Garth Rademaker

*Assistant Examiner* — Melvin L Davis

(74) *Attorney, Agent, or Firm* — Banner & Witcoff, Ltd.

(57) **CLAIM**

The ornamental design for a doll, as shown and described.

**DESCRIPTION**

FIG. 1 is a front perspective view of a doll showing our new design;

FIG. 2 is a front view thereof;

FIG. 3 is a rear view thereof;

FIG. 4 is a left side view thereof;

FIG. 5 is a right side view thereof;

FIG. 6 is a top plan view thereof;

FIG. 7 is a bottom plan view thereof; and,

FIG. 8 is a left side view thereof showing the doll in another position.

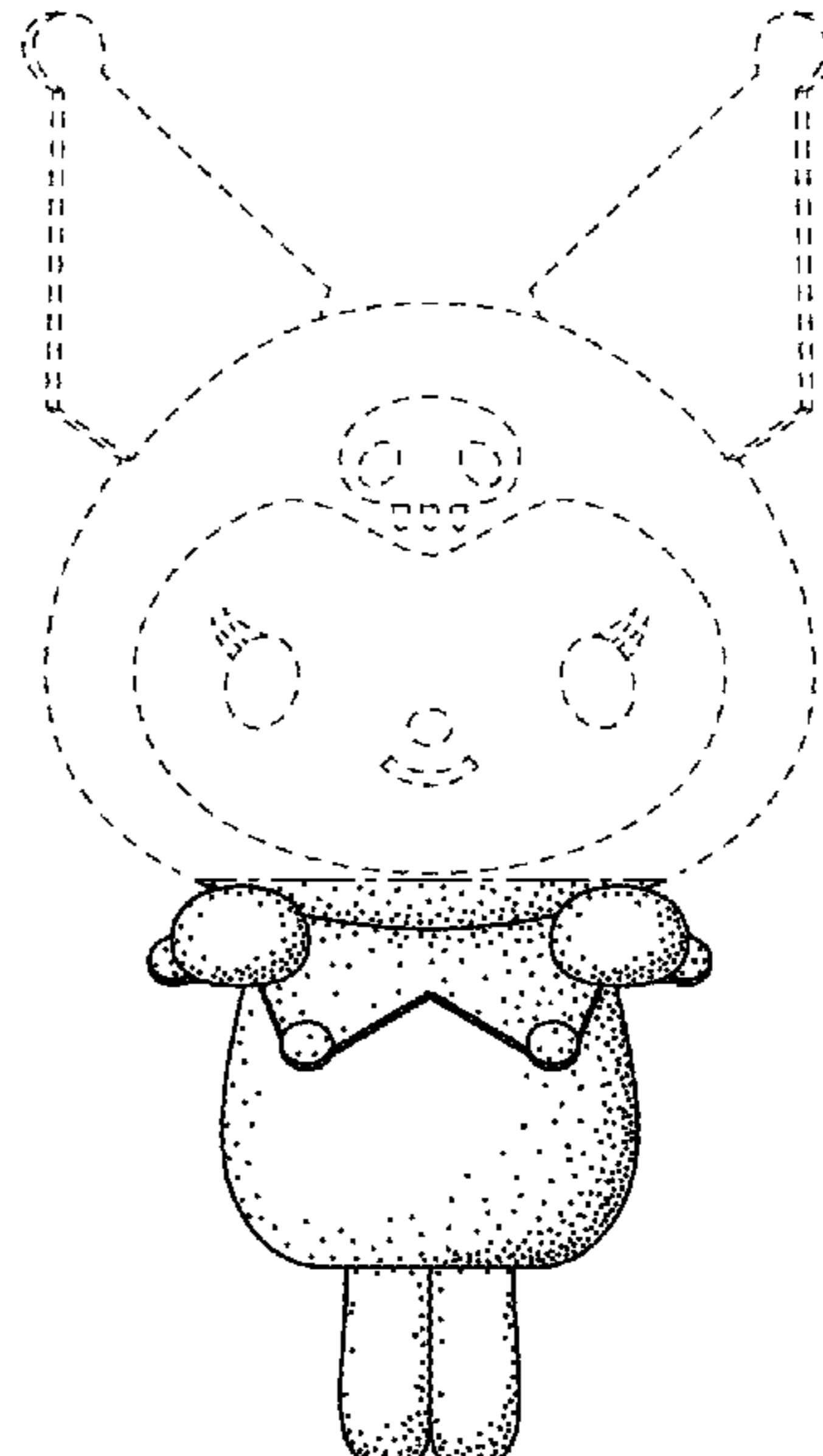
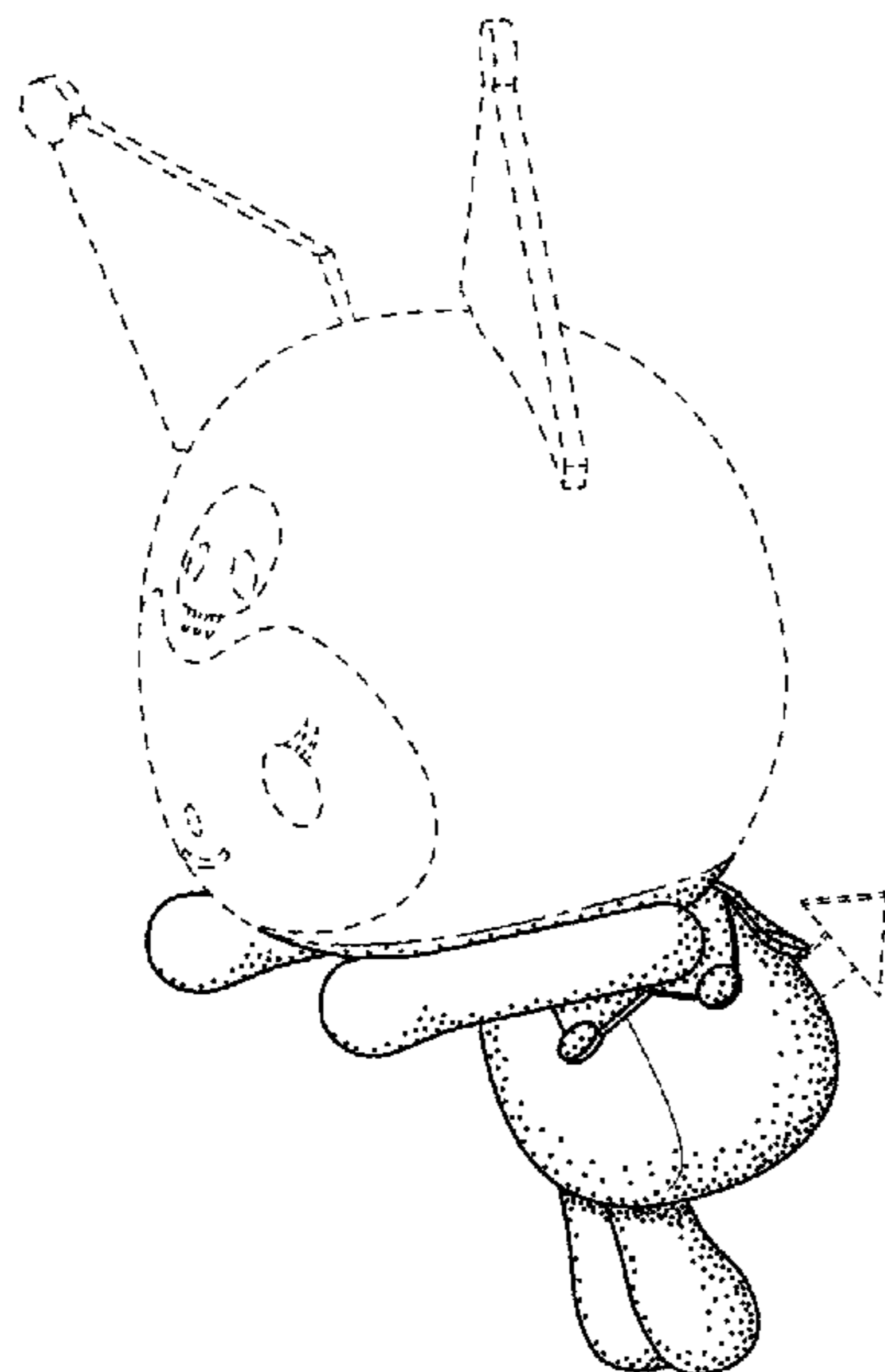
The broken lines showing the remainder of the doll represent unclaimed subject matter and form no part of the claimed design. The dot-dashed lines immediately adjacent to the shaded area represent unclaimed boundaries of the design.

**1 Claim, 5 Drawing Sheets**

(56) **References Cited**

**U.S. PATENT DOCUMENTS**

D300,645 S *	4/1989	Bowden	.....	D21/604
D322,299 S *	12/1991	Evans	.....	D21/604
D322,723 S *	12/1991	Barry	.....	D21/604
D391,313 S *	2/1998	Bear	.....	D11/158
D396,315 S *	7/1998	Hamerman	.....	D21/604
D434,799 S *	12/2000	Wood	.....	D19/59
D500,817 S *	1/2005	Forte	.....	D21/604
D517,619 S *	3/2006	Saruhashi	.....	D21/576
D586,230 S *	2/2009	Pierre	.....	D21/655



(56)

**References Cited**

OTHER PUBLICATIONS

Nov. 30, 2016—U.S. Appl. No. 29/586,055.  
Nov. 30, 2016—U.S. Appl. No. 29/586,066.  
Nov. 30, 2016—U.S. Appl. No. 29/586,068.  
Nov. 30, 2016—U.S. Appl. No. 29/586,061.  
Apr. 18, 2017—U.S. Appl. No. 29/601,027.  
Apr. 18, 2017—U.S. Appl. No. 29/601,040.  
Apr. 18, 2017—U.S. Appl. No. 29/601,044.  
Apr. 18, 2017—U.S. Appl. No. 29/601,055.  
Apr. 19, 2017—U.S. Appl. No. 29/601,101.  
Apr. 18, 2017—U.S. Appl. No. 29/601,036.

\* cited by examiner

FIG. 1

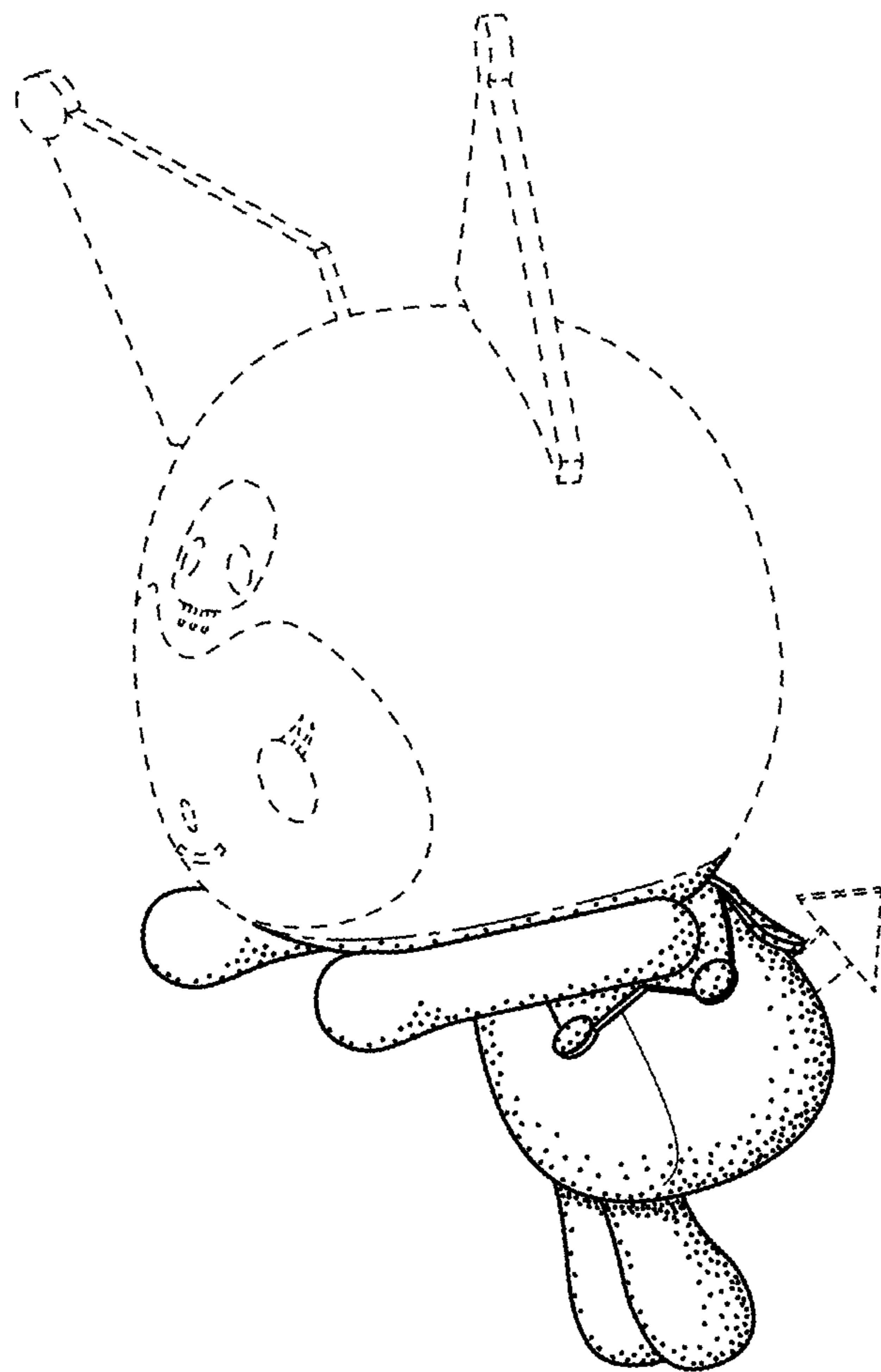


FIG. 2

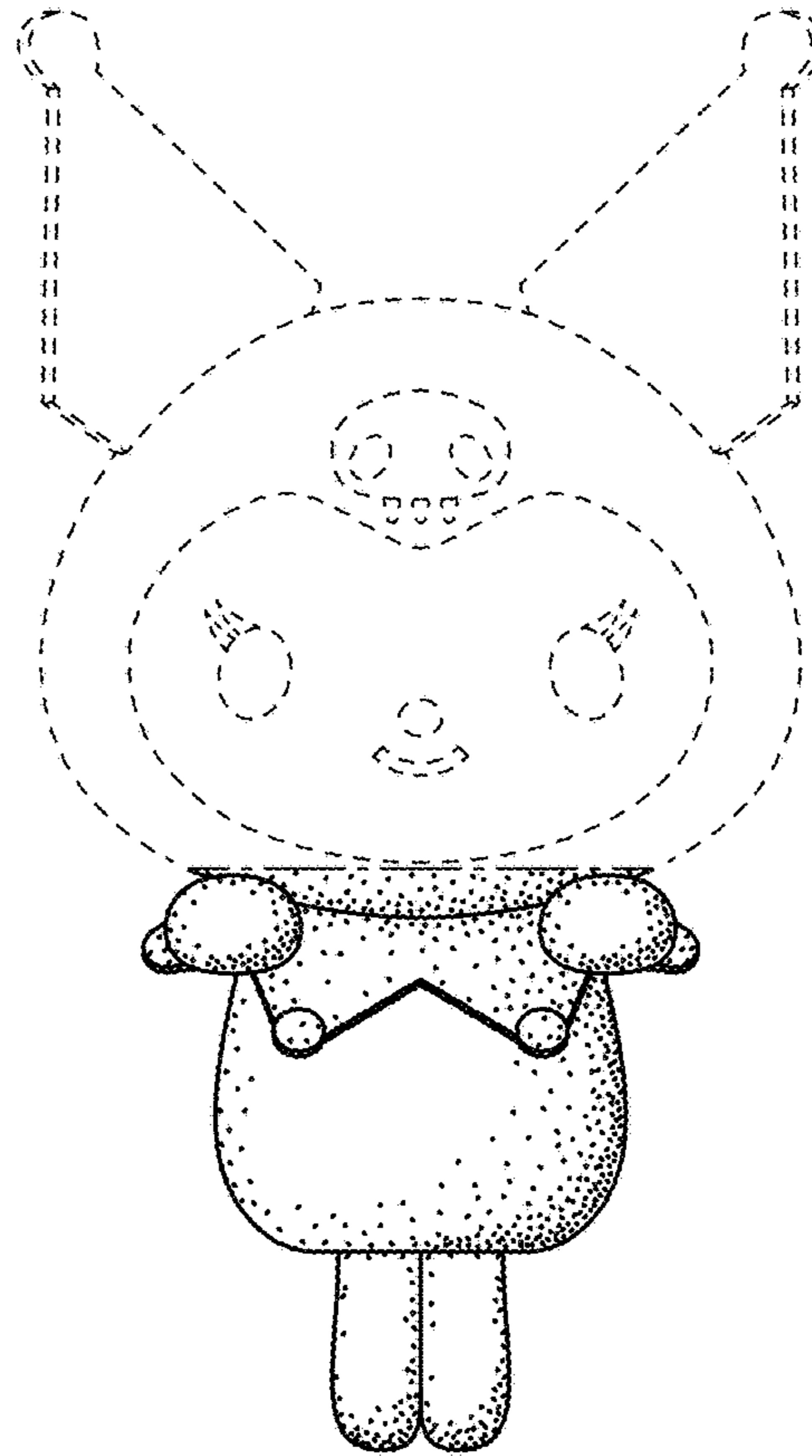


FIG. 3

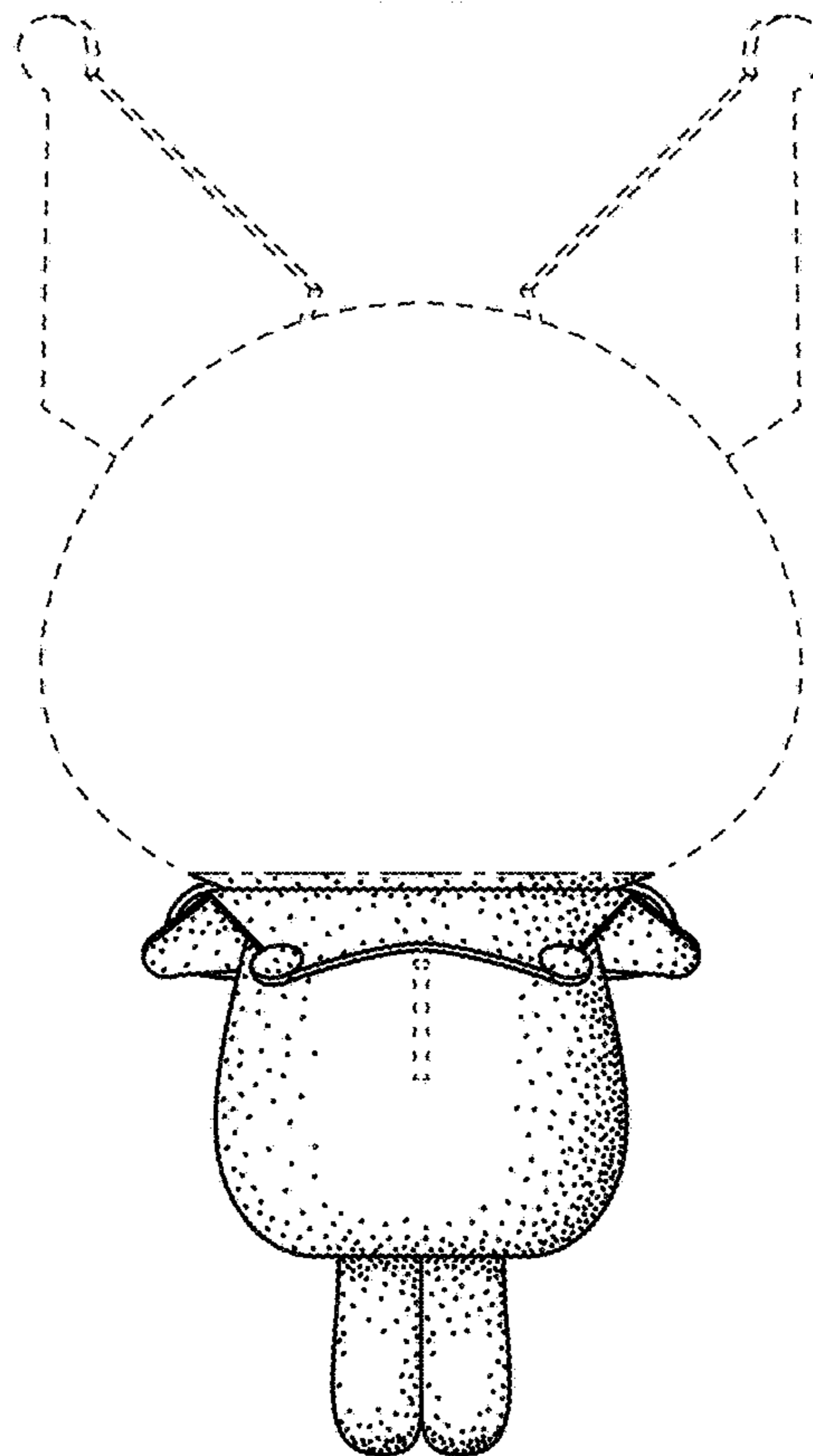


FIG. 4

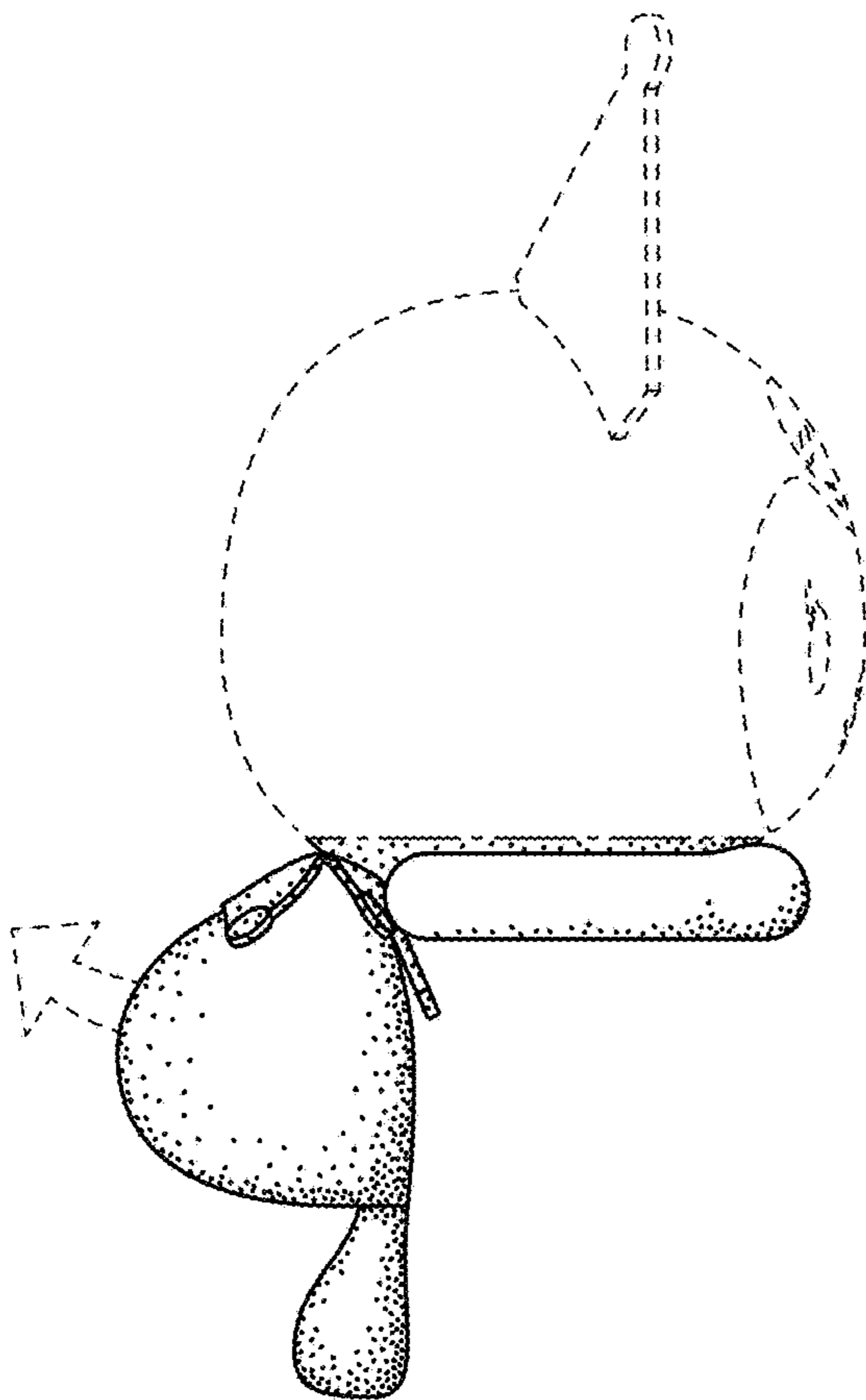


FIG. 5

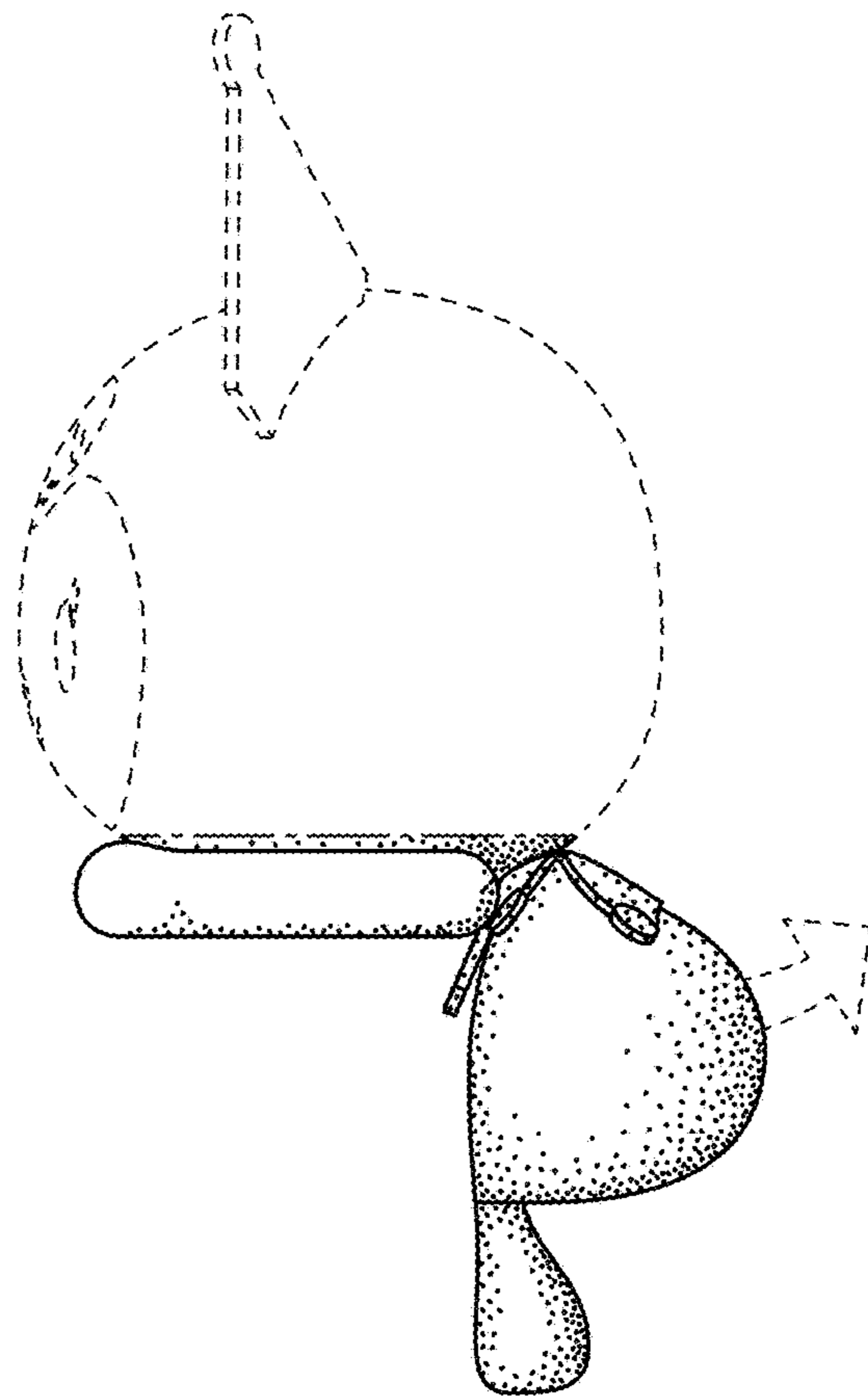


FIG. 6

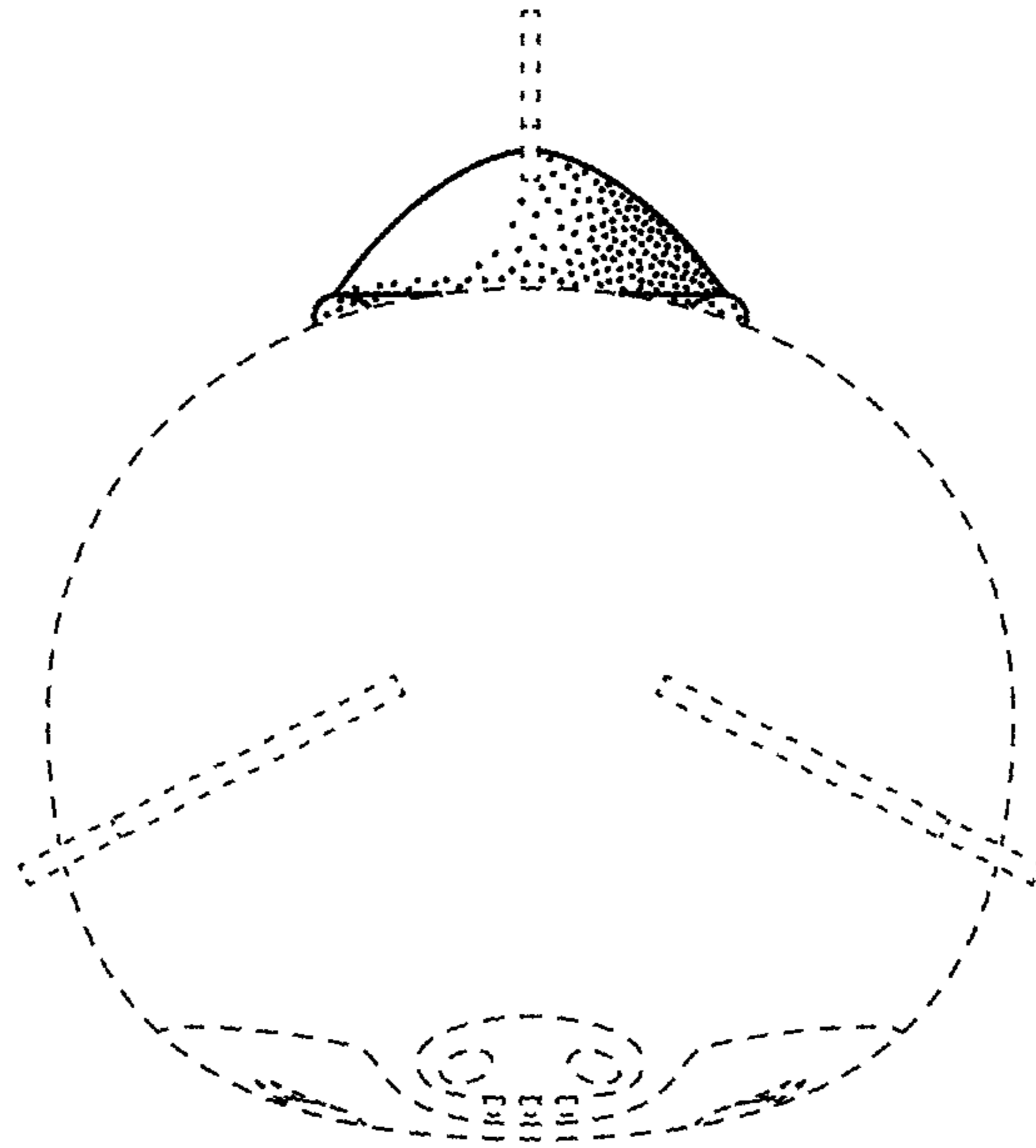


FIG. 7

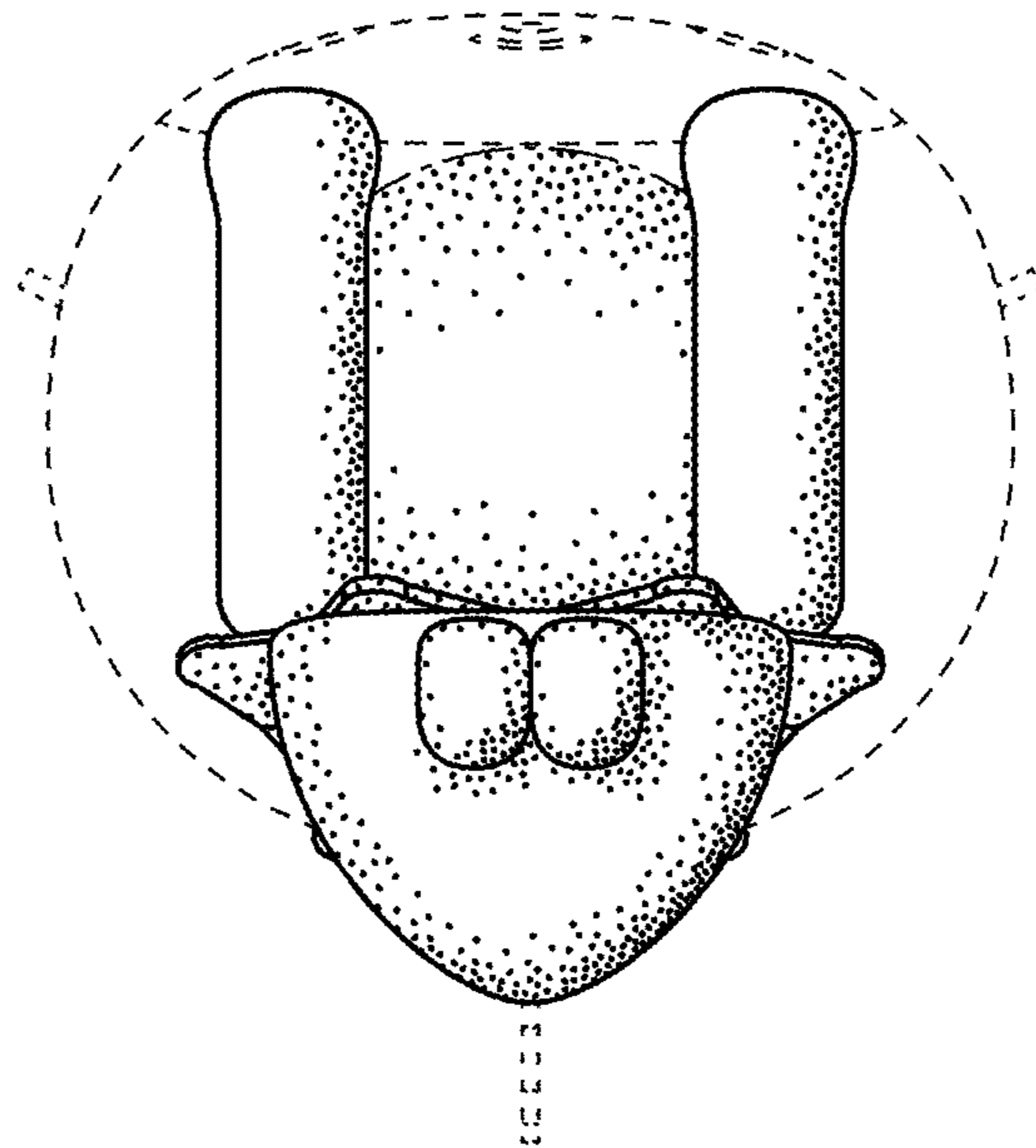


FIG. 8

