

US00D826345S

(12) **United States Design Patent** (10) **Patent No.:** **US D826,345 S**
Lindsey (45) **Date of Patent:** **** Aug. 21, 2018**

(54) **FAN TOY**
(71) Applicant: **Markis Lindsey**, Beach Park, IL (US)
(72) Inventor: **Markis Lindsey**, Beach Park, IL (US)
(**) Term: **15 Years**
(21) Appl. No.: **29/595,463**
(22) Filed: **Feb. 28, 2017**
(51) **LOC (11) Cl.** **21-01**
(52) **U.S. Cl.**
USPC **D21/621; D23/328; D23/379**
(58) **Field of Classification Search**
USPC D21/587, 596, 621-625, 639; D23/328,
D23/377, 379; D26/59
CPC A63H 3/00
See application file for complete search history.

D387,852 S * 12/1997 Radtke D23/328
D392,383 S * 3/1998 Phillips D23/378
D454,390 S * 3/2002 Steiner D23/379
D503,212 S * 3/2005 Peloquin D21/622
D554,242 S * 10/2007 Chen D23/314
D565,720 S * 4/2008 Chen D23/379
D593,237 S * 5/2009 Chernick D23/328
D703,308 S * 4/2014 Peterson D23/328
D722,134 S * 2/2015 Levy D23/223
D770,022 S * 10/2016 Breit D23/328

* cited by examiner

Primary Examiner — Garth Rademaker
Assistant Examiner — Melvin L Davis
(74) *Attorney, Agent, or Firm* — Jansson Munger
McKinley & Kirby Ltd.


(57) **CLAIM**
The ornamental design for a fan toy, as shown and described.

DESCRIPTION

FIG. 1 is a perspective view of a fan toy;
FIG. 2 is a front view of the fan toy of FIG. 1;
FIG. 3 is a back view of the fan toy of FIG. 1; and,
FIG. 4 is a side view of the fan toy of FIG. 1.

1 Claim, 4 Drawing Sheets

(56) **References Cited**
U.S. PATENT DOCUMENTS
D298,648 S * 11/1988 Gill D23/379
D329,088 S * 9/1992 Yuen D23/377
D386,572 S * 11/1997 Radtke D23/328






FIG. 1



FIG. 2




FIG. 3




FIG. 4