



US00D826344S

(12) **United States Design Patent**  
**Zhang et al.**

(10) **Patent No.:** **US D826,344 S**  
(45) **Date of Patent:** **\*\* Aug. 21, 2018**

- (54) **FISHING TOY**
- (71) Applicant: **Guangzhou Xinqu Network Technology Co., Ltd.**, Guangzhou, Guangdong (CN)
- (72) Inventors: **Hongfa Zhang**, Guangdong (CN); **Jiayin Wang**, Guangdong (CN)
- (\*\*) Term: **15 Years**
- (21) Appl. No.: **29/611,929**
- (22) Filed: **Jul. 26, 2017**
- (51) **LOC (11) Cl.** ..... **21-01**
- (52) **U.S. Cl.**  
USPC ..... **D21/599**
- (58) **Field of Classification Search**  
USPC ..... D6/598; D11/158, 159, 162; D21/576-595, 597-603; 446/73, 97, 446/368-369, 376; 180/8.6; D30/160  
CPC ... A63H 3/00; A63H 3/02; A63H 3/04; A63H 3/16; A63H 3/20; A63H 33/00; A63H 7/00; A63H 11/00  
See application file for complete search history.

|              |         |        |       |           |         |
|--------------|---------|--------|-------|-----------|---------|
| D498,173 S * | 11/2004 | Weiser | ..... | A63H 3/02 | D11/158 |
| D527,678 S * | 9/2006  | Warner | ..... | D11/158   |         |
| D530,446 S * | 10/2006 | Lin    | ..... | D21/600   |         |
| D638,081 S * | 5/2011  | Julien | ..... | D21/599   |         |
| D670,772 S * | 11/2012 | Lo     | ..... | D21/599   |         |
| D716,381 S * | 10/2014 | Lo     | ..... | D21/599   |         |

**OTHER PUBLICATIONS**

Tapir and Friends Rubber Puffer Fish, dated Nov. 21, 2010. <http://tapirgal.blogspot.com/2010/11/floating-bouncing-squishy-foam-filled.html>.\*

Jennifer Strunge Cottom Monster Soft toy, dated Feb. 29, 2012. <https://whilshenaps.com/2012/02/softies-for-sale-series-craft-fairs.html>.\*

\* cited by examiner

*Primary Examiner* — Sandra L Morris

(57) **CLAIM**

The ornamental design for a fishing toy, as shown and described.

**DESCRIPTION**

FIG. 1 is a first perspective view of a fishing toy showing our new design;

FIG. 2 is a second perspective view thereof;

FIG. 3 is a front elevational view thereof;

FIG. 4 is a rear elevational view thereof;

FIG. 5 is a left side view thereof;

FIG. 6 is a right side view thereof;

FIG. 7 is a top plan view thereof; and,

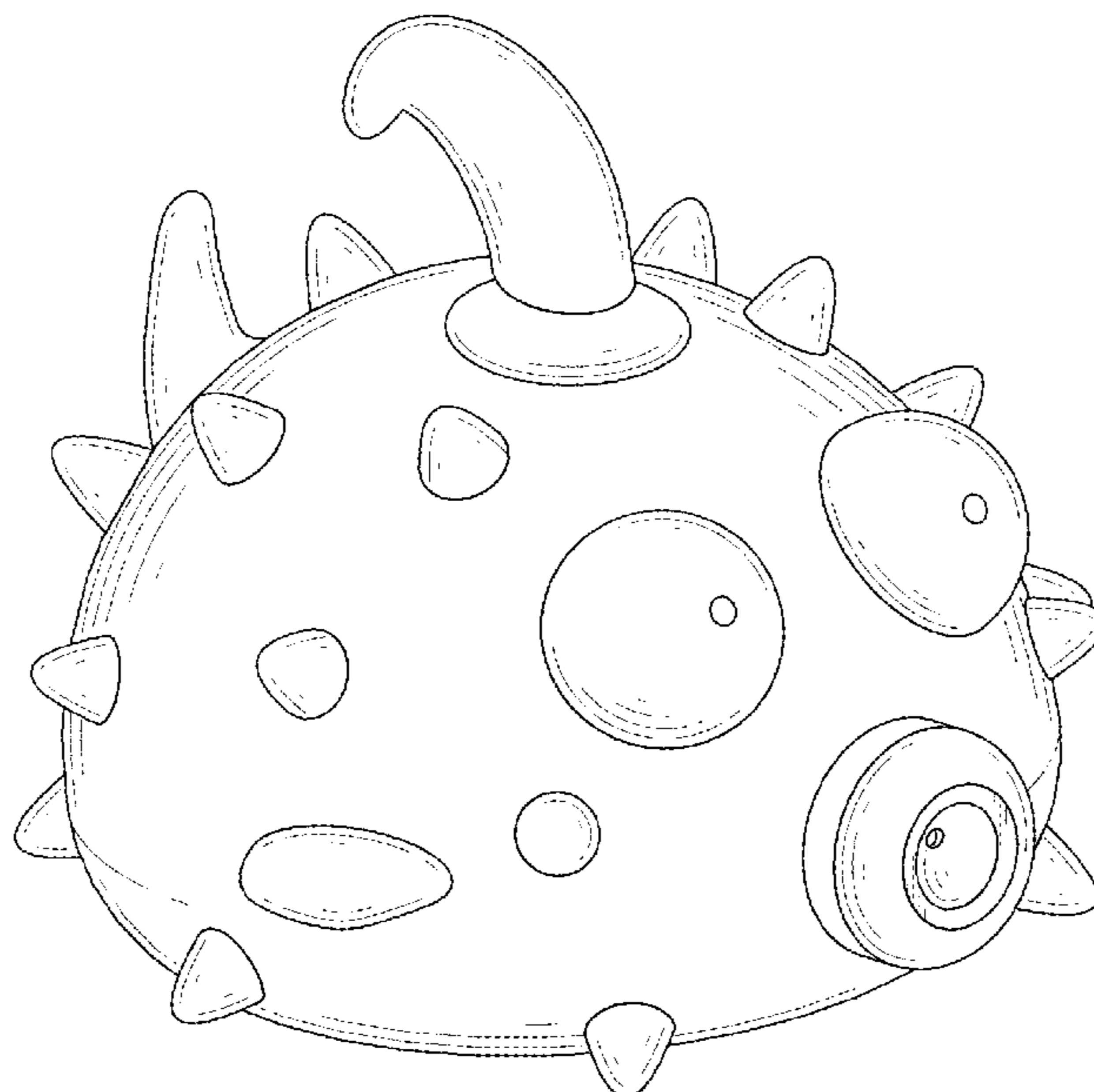
FIG. 8 is a bottom plan view thereof.

**1 Claim, 8 Drawing Sheets**

(56) **References Cited**

**U.S. PATENT DOCUMENTS**

|               |         |            |       |           |
|---------------|---------|------------|-------|-----------|
| D145,895 S *  | 11/1946 | Grosvenor  | ..... | D21/599   |
| D188,685 S *  | 8/1960  | Melaragno  | ..... | D11/158   |
| D281,800 S *  | 12/1985 | Routzong   | ..... | D21/599   |
| D317,801 S *  | 6/1991  | Tapdrup    | ..... | D21/599   |
| D409,715 S *  | 5/1999  | Cruz       | ..... | D21/599   |
| 6,126,510 A * | 10/2000 | Weiss, Jr. | ..... | A63H 3/02 |
|               |         |            |       | 446/226   |






FIG. 1

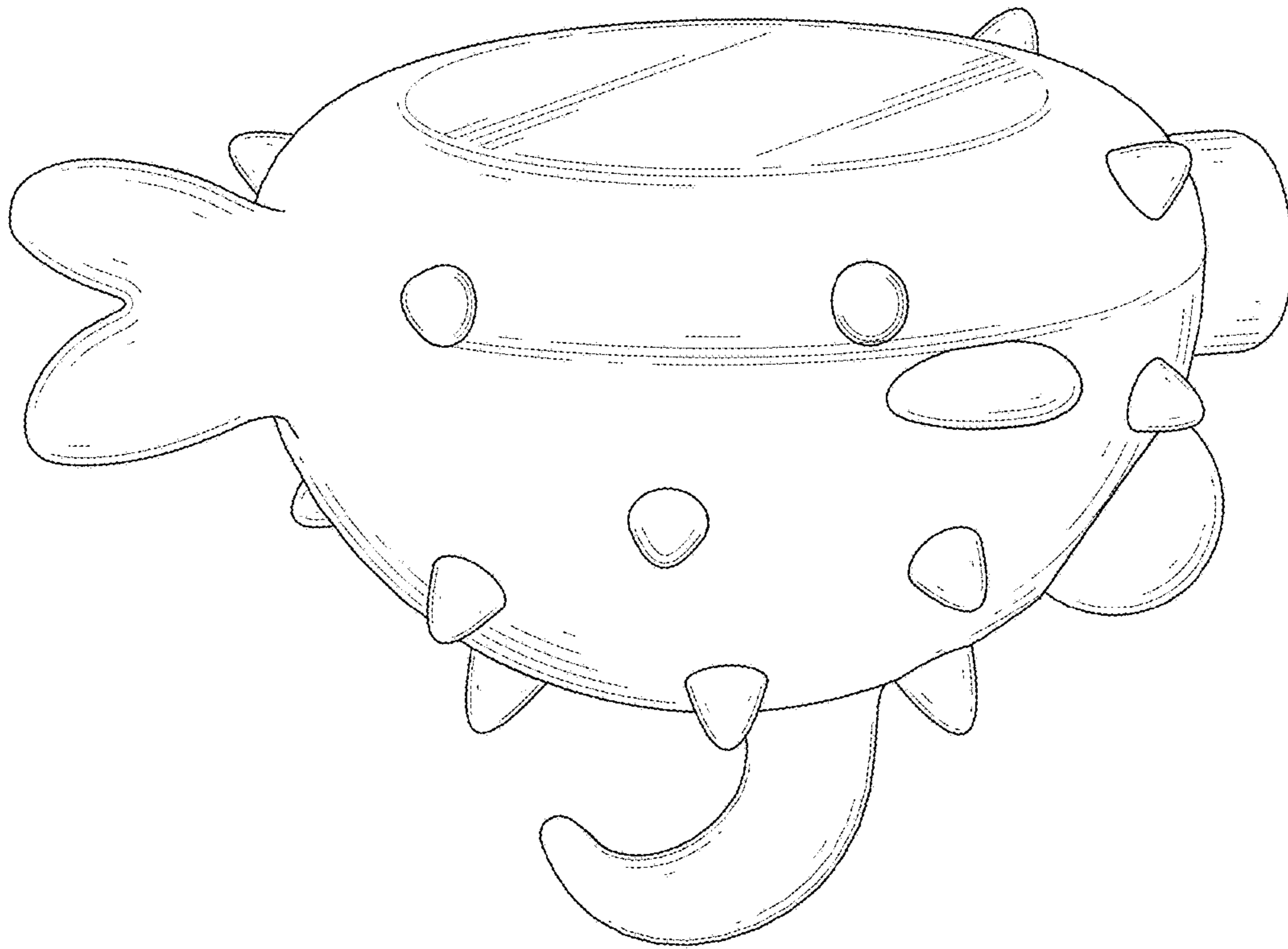


FIG. 2




FIG. 3




FIG. 4

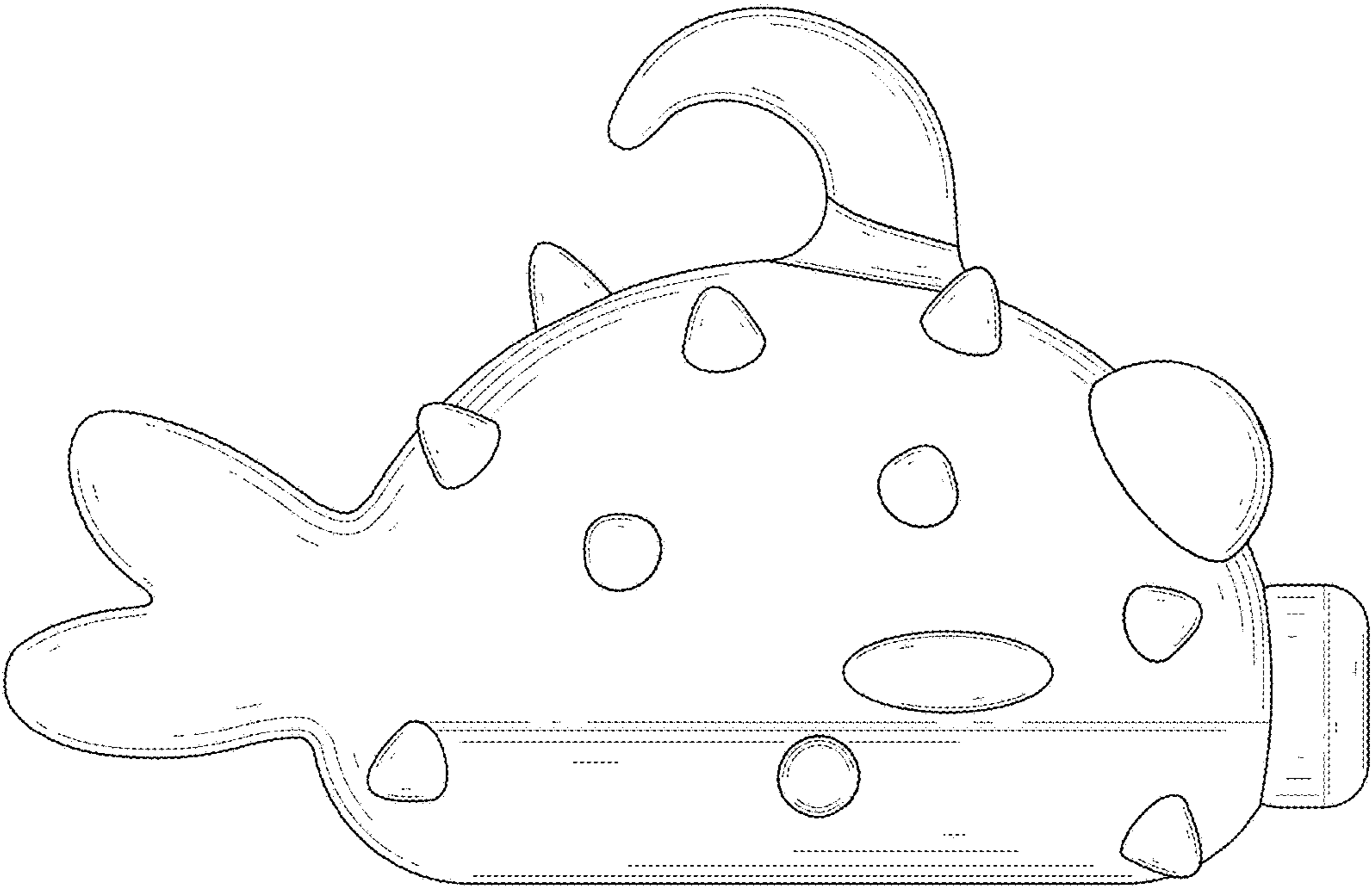


FIG. 5



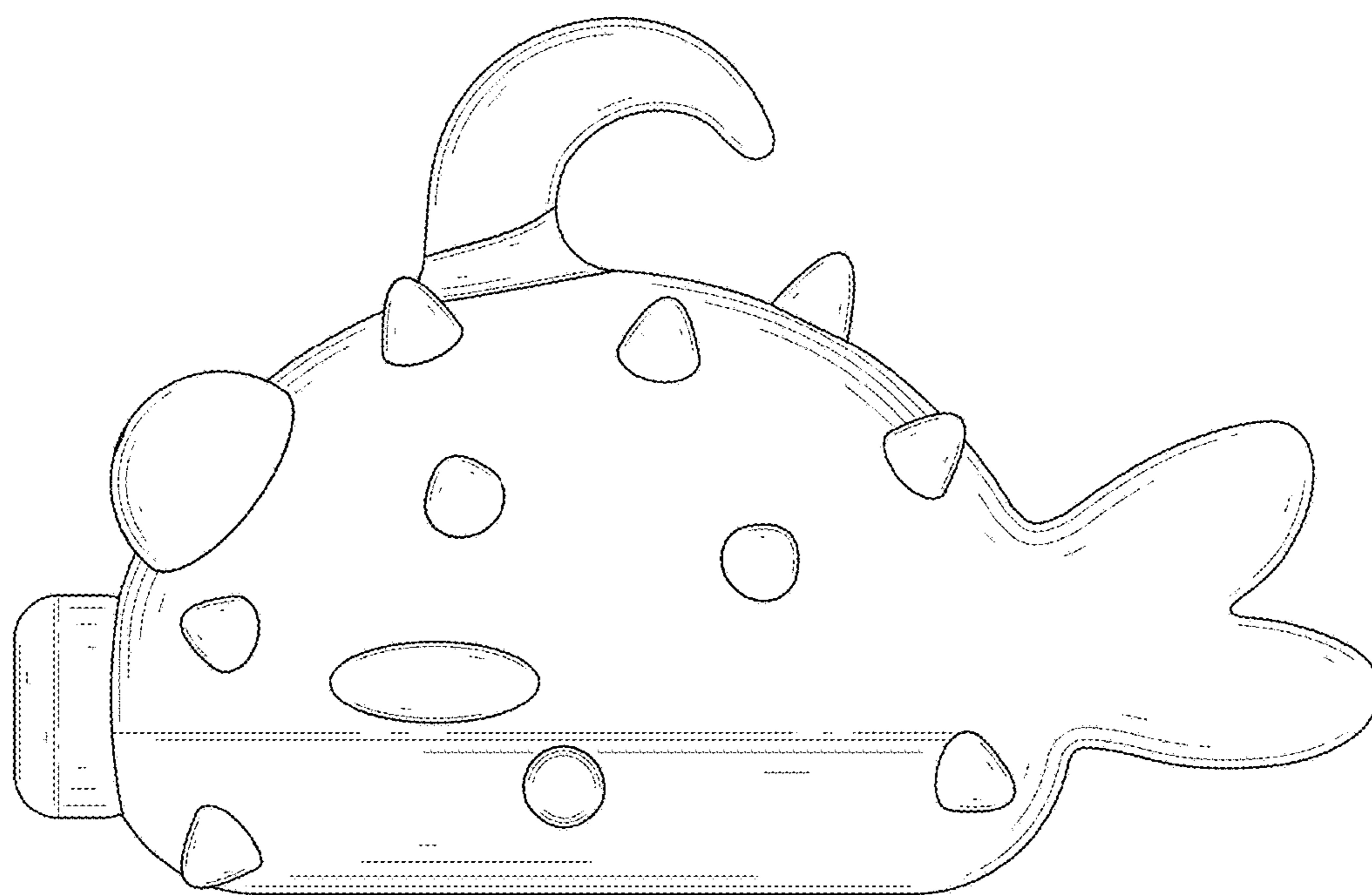


FIG. 6

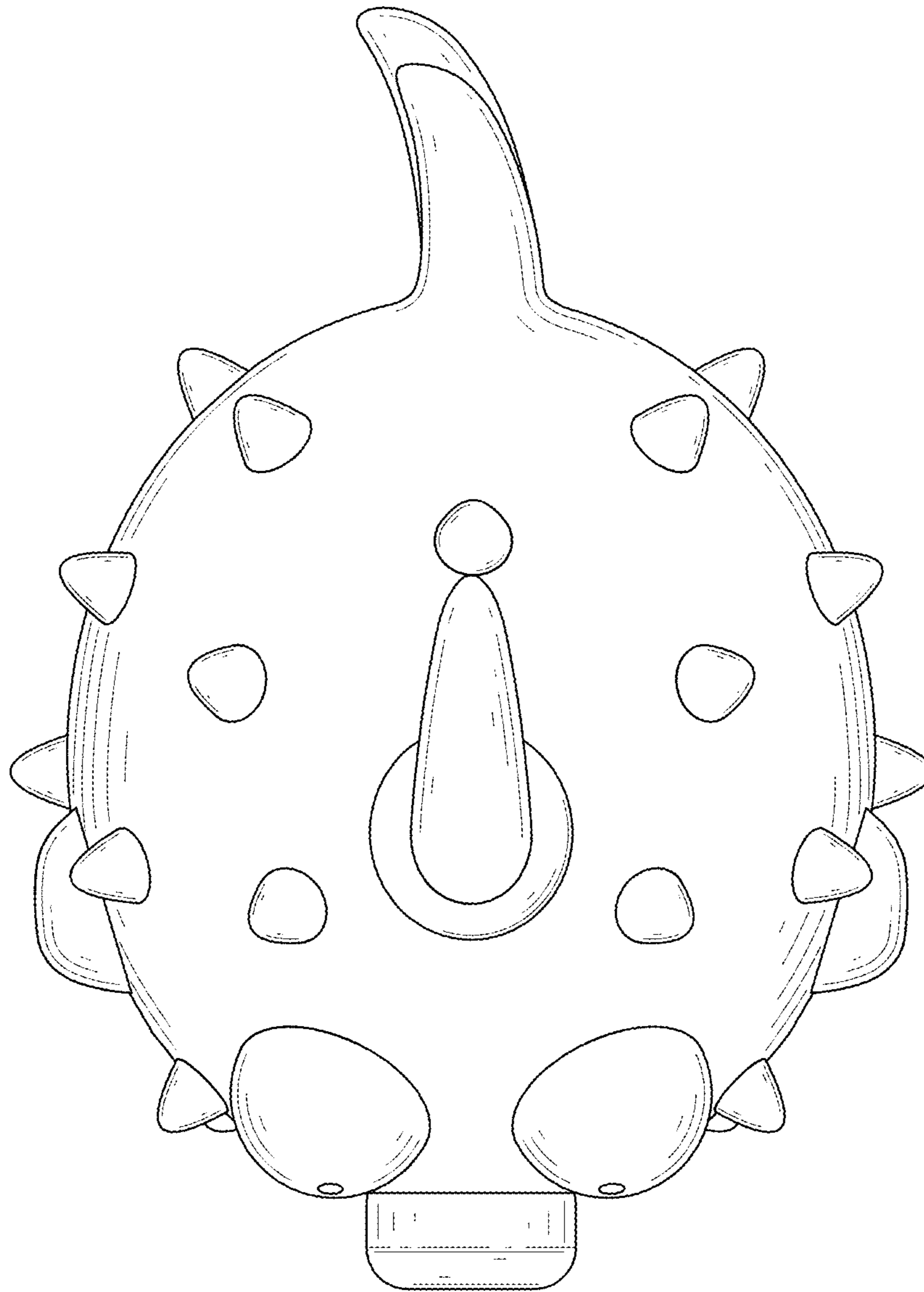


FIG. 7






FIG. 8