



US00D826342S

(12) **United States Design Patent** (10) **Patent No.:** **US D826,342 S**
Poteet et al. (45) **Date of Patent:** **** Aug. 21, 2018**

(54) **MODULAR BODY FOR A MODEL VEHICLE**

(71) Applicant: **TRAXXAS LP**, McKinney, TX (US)

(72) Inventors: **Kent Poteet**, Lucas, TX (US); **Casey Christen Jens Christensen**, McKinney, TX (US)

(73) Assignee: **Traxxas LP**, McKinney, TX (US)

(**) Term: **15 Years**

(21) Appl. No.: **29/591,568**

(22) Filed: **Jan. 20, 2017**

(51) **LOC (11) Cl.** **21-01**

(52) **U.S. Cl.**
USPC **D21/562**; D12/86

(58) **Field of Classification Search**
USPC D12/86, 90-92, 164, 173, 184-186, 190,
D12/196; D21/424-425, 433-434, 549,
D21/552, 562
CPC B60R 13/04; B60R 19/54; B62D 25/12;
B62D 27/026; B62D 35/005; B60J
5/0412

See application file for complete search history.

(56) **References Cited**

U.S. PATENT DOCUMENTS

D203,841 S *	2/1966	Powers	D12/91
D243,595 S *	3/1977	Belz	D12/91
D251,725 S *	5/1979	Cesaro	D12/164
D253,406 S *	11/1979	Carabetta	D12/90
D254,128 S *	2/1980	Carabetta	D12/91
D277,494 S	2/1985	Lerch		
D281,000 S	10/1985	Kuna et al.		
D293,310 S *	12/1987	Clark	D12/90
D307,248 S *	4/1990	Dettling	D12/91
5,102,367 A	4/1992	Mullaney et al.		
5,228,880 A	7/1993	Meyer et al.		
5,334,078 A	8/1994	Hippely et al.		
D385,245 S *	10/1997	Gallitzendoerfer	D12/164

D404,691 S *	1/1999	Gerisch	D12/92
D425,141 S	5/2000	Park		
D458,188 S	6/2002	Wyszogrod et al.		
D496,409 S	9/2004	Tilbor		
D529,967 S	10/2006	Bowen et al.		
D538,861 S	3/2007	Takahashi		
7,217,170 B2	5/2007	Moll et al.		

(Continued)

OTHER PUBLICATIONS

Hot Wheels Skull Crusher Diecast Toy Car-Race Vehicle by Mattel-Auto Racing Toys Cars Collection, Feb. 22, 2012, [online], [Retrieved on Aug. 10, 2015] URL: <https://www.youtube.com/watch?v=fR1BWC9bqzM>.

(Continued)

Primary Examiner — Robin V Webster

Assistant Examiner — Keith J Wilson

(74) *Attorney, Agent, or Firm* — Daryl R. Wright; Greg Carr

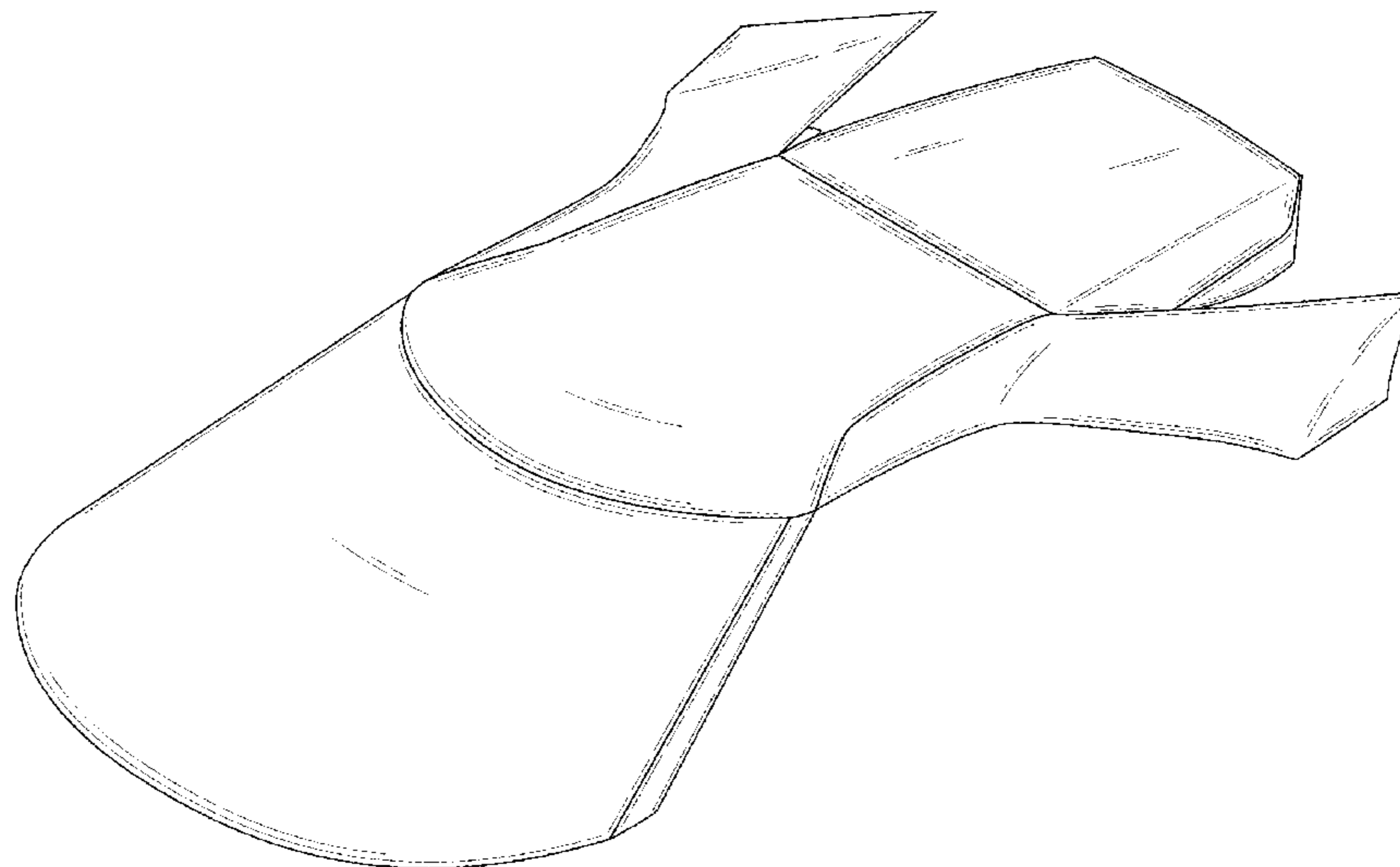
(57) **CLAIM**

We claim the ornamental design for a modular body for a model vehicle, as shown and described.

DESCRIPTION

FIG. 1 is a top, right, front perspective view of a modular body for a model vehicle;
FIG. 2 is a front elevation view thereof;
FIG. 3 is a rear elevation view thereof;
FIG. 4 is a right side elevation view thereof;
FIG. 5 is a left side elevation view thereof;
FIG. 6 is a top plan view thereof;
FIG. 7 is a bottom plan view thereof; and,
FIG. 8 is a top, right, front perspective view of a modular body for a model vehicle mounted on a model vehicle.
In the drawings, the broken lines depict environmental subject matter only and form no part of the claimed design.

1 Claim, 5 Drawing Sheets



(56)

References Cited

U.S. PATENT DOCUMENTS

D547,249	S	*	7/2007	Kurtz	D12/190
D550,311	S		9/2007	Chen		
D566,788	S		4/2008	Pasko		
D566,789	S		4/2008	Idiot		
D566,790	S	*	4/2008	Idiot	D21/552
D567,301	S	*	4/2008	Idiot	D21/549
7,387,558	B2		6/2008	Swisher et al.		
D579,823	S		11/2008	Choi et al.		
D592,256	S		5/2009	Yaguchi		
D593,163	S		5/2009	Torres et al.		
D617,851	S	*	6/2010	Stoddard	D21/549
D630,971	S		1/2011	Jung et al.		
D671,454	S		11/2012	Davidson et al.		
8,342,904	B2		1/2013	Torres		
D693,737	S		11/2013	Hammoud et al.		
D707,608	S	*	6/2014	Smith	D12/181
D709,007	S	*	7/2014	Henry	D12/181
D709,008	S	*	7/2014	Brzustowicz	D12/181
D709,009	S	*	7/2014	Brzustowicz	D12/181
D728,037	S		4/2015	Barajas et al.		
D741,416	S		10/2015	Barajas et al.		
D741,956	S		10/2015	Barajas et al.		
D770,339	S	*	11/2016	Lindsey	D12/164
D770,350	S	*	11/2016	Lindsey	D12/196
D771,202	S		11/2016	Gan		
D802,685	S		11/2017	Barajas et al.		

OTHER PUBLICATIONS

PROTOform; Protoform Ford GT 2017; <http://racepf.com/on-road-1-10-1-12/ford-gt-clear-body/>; Sep. 2016.

* cited by examiner



FIG. 1




FIG. 2

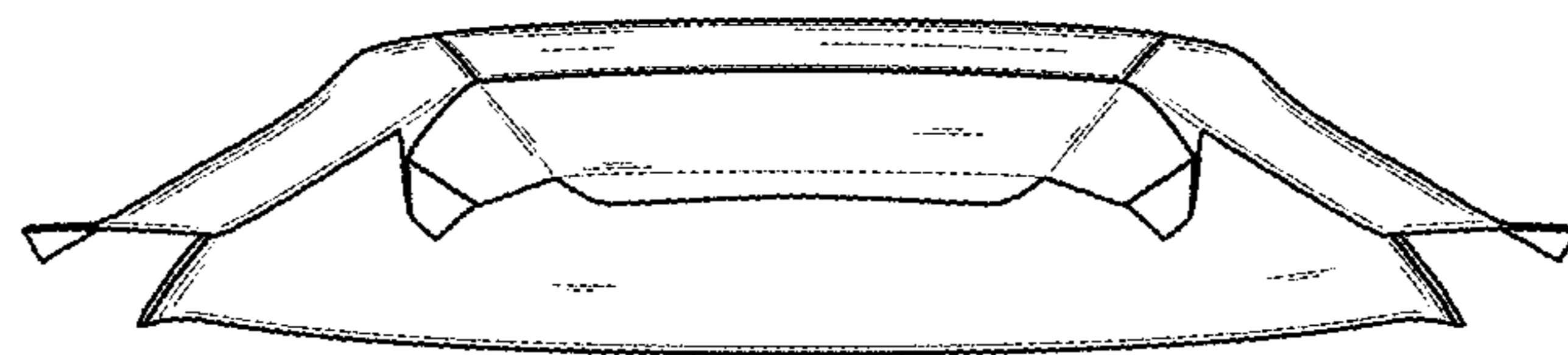


FIG. 3



FIG. 4



FIG. 5

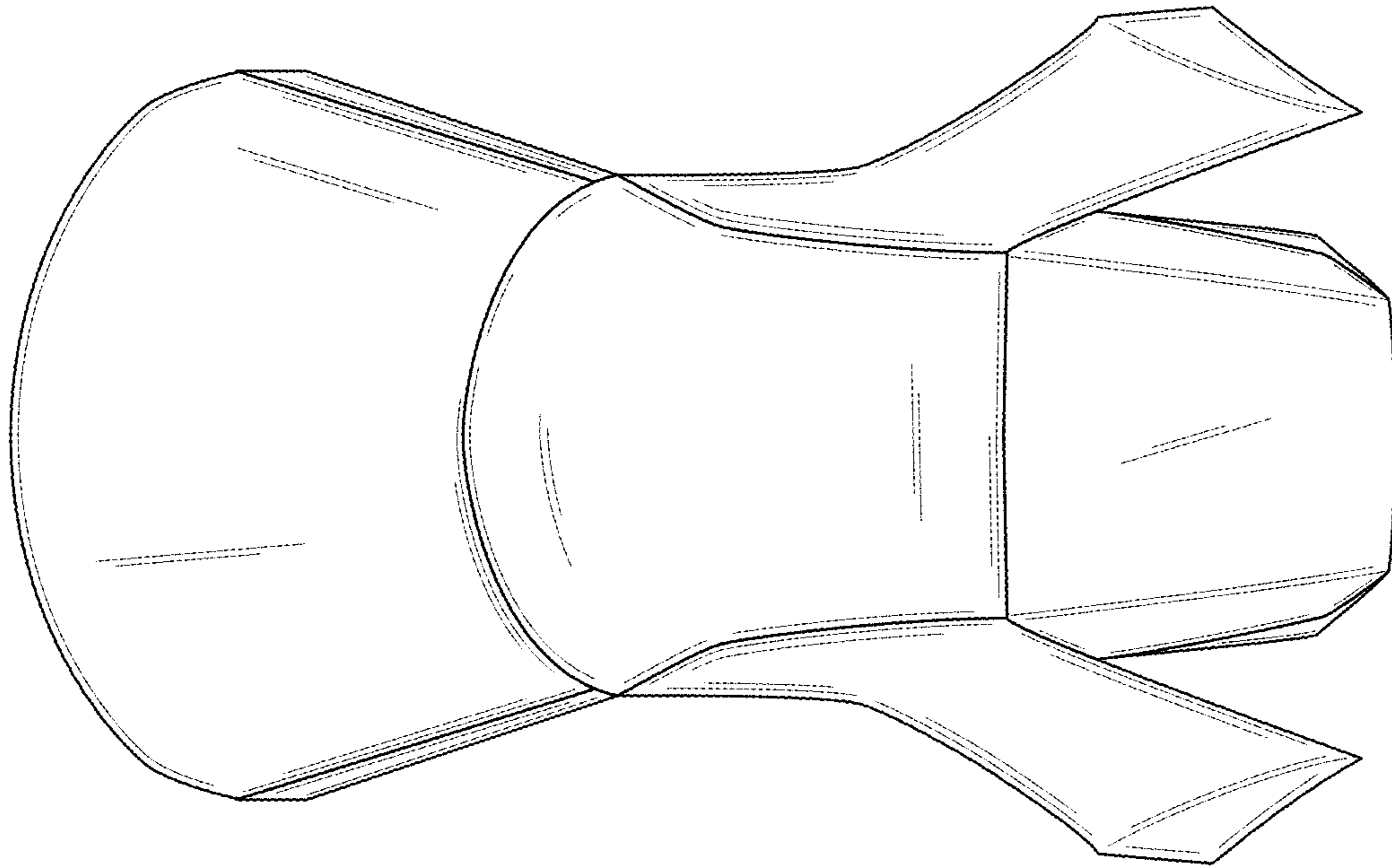


FIG. 6

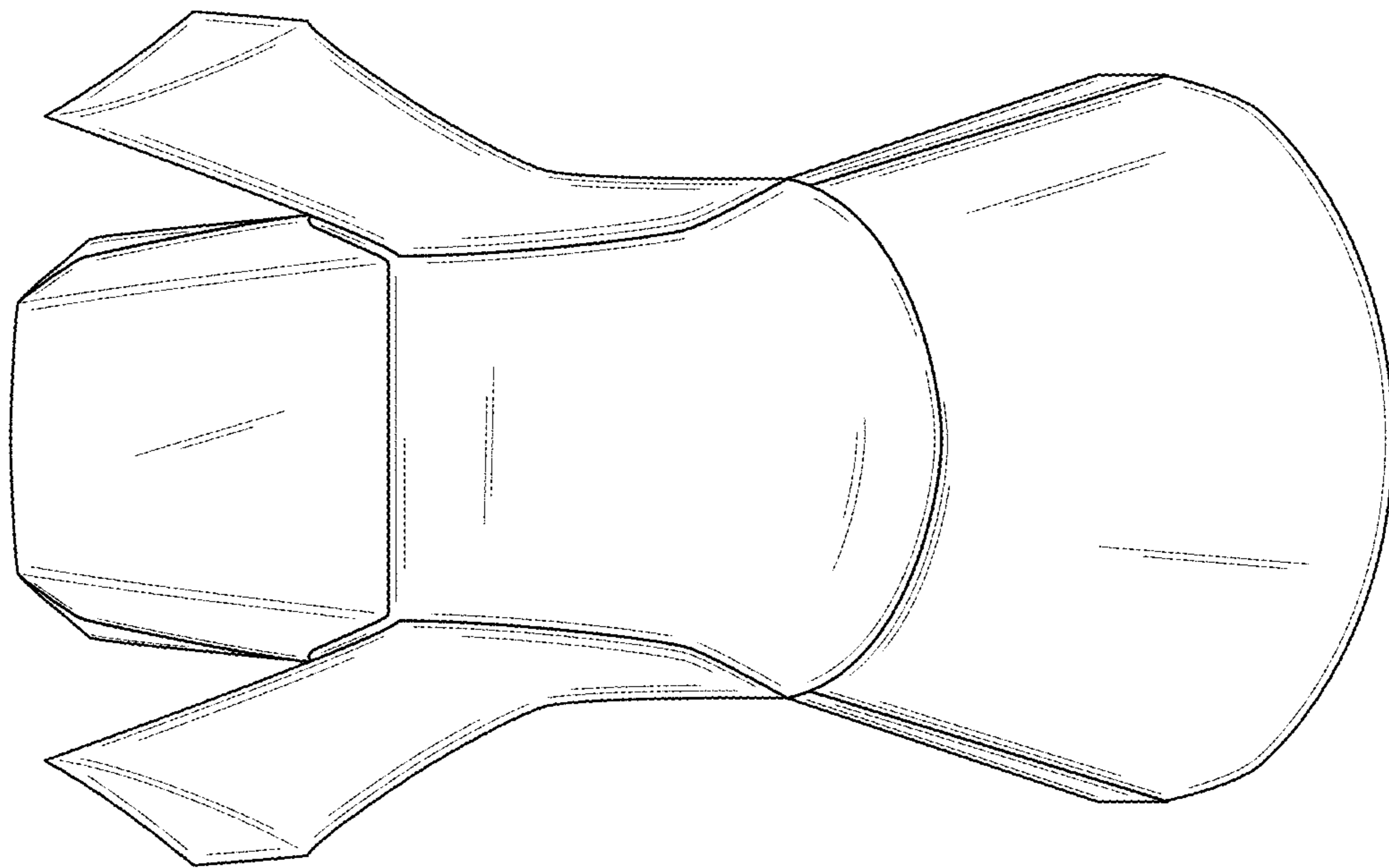


FIG. 7

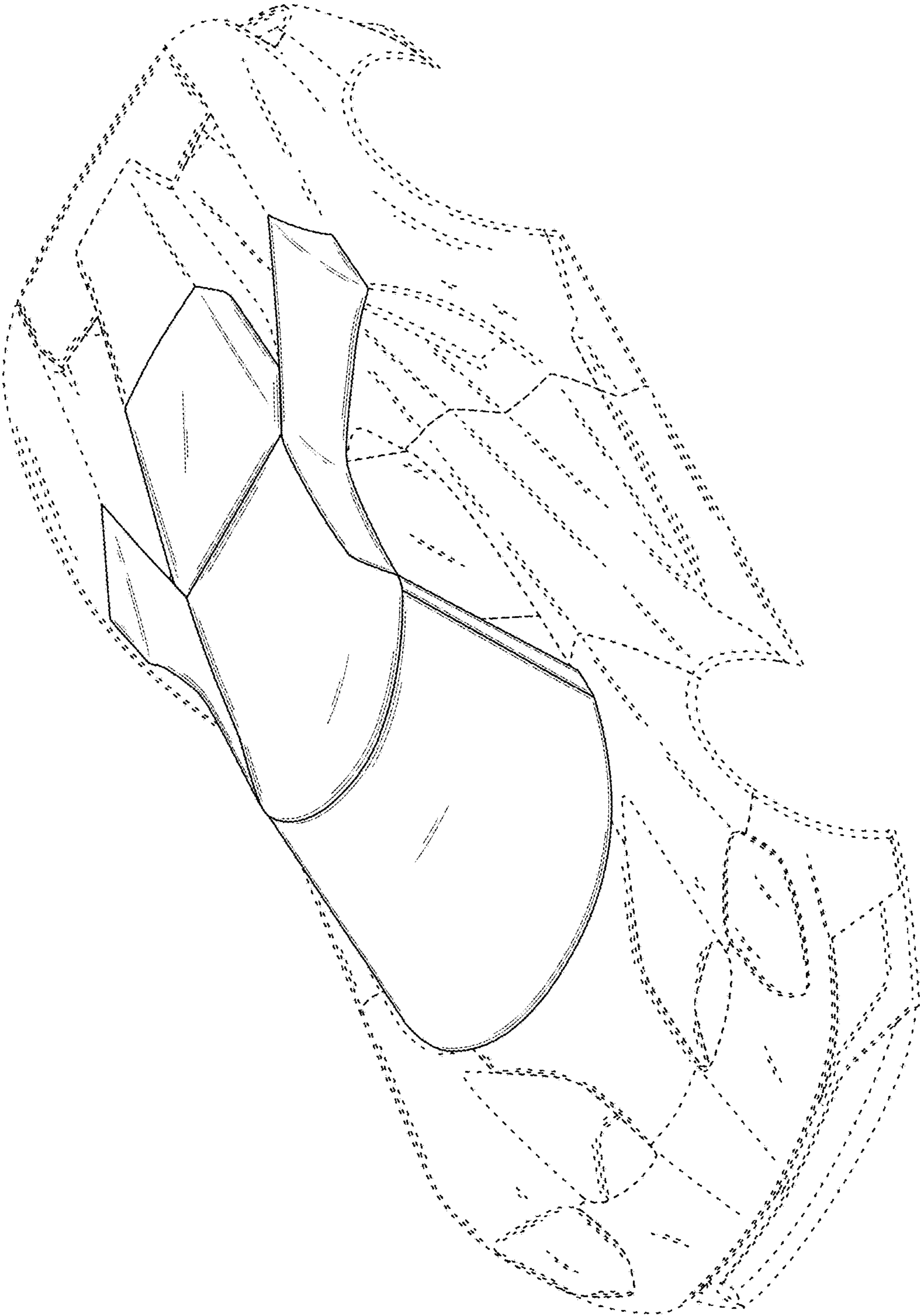


FIG. 8