



US00D826339S

(12) **United States Design Patent**
Christen

(10) **Patent No.:** **US D826,339 S**

(45) **Date of Patent:** **** Aug. 21, 2018**

- (54) **FINGER TOY**
- (71) Applicant: **Richard P. Christen**, Bend, OR (US)
- (72) Inventor: **Richard P. Christen**, Bend, OR (US)
- (**) Term: **15 Years**
- (21) Appl. No.: **29/614,888**
- (22) Filed: **Aug. 24, 2017**
- (51) **LOC (11) Cl.** **21-01**
- (52) **U.S. Cl.**
USPC **D21/398**; D21/468; D21/455
- (58) **Field of Classification Search**
USPC D21/385, 386, 387, 398, 400, 404–406,
D21/437–440, 455, 460, 461, 463, 464,
D21/468, 680, 681, 682, 684, 685, 707,
D21/710, 712, 714; D30/160; D24/194,
D24/195, 200, 211–215; D28/8.1, 8.2;
D17/22; 446/236, 267, 421, 486, 487,
446/490; 473/569, 592, 594–596, 615;
119/707–711; 482/49, 50
CPC . A63H 1/00–1/32; A63H 33/00; A63H 33/18;
A63H 33/26; A01K 15/025; A01K
15/026; A63B 67/08; A63B 67/086; A63B
67/12; A63B 15/00; A63B 21/16; A63B
21/028; A63B 43/002; A63B 43/02
See application file for complete search history.

- 3,093,926 A * 6/1963 Wright A63B 67/16
446/255
- D197,595 S * 3/1964 Savitt D30/160
- 3,533,185 A * 10/1970 Kanbar A63B 23/16
446/266
- 3,594,944 A * 7/1971 Rondeau A63H 1/00
428/13
- 3,710,504 A * 1/1973 Rylands A63H 33/00
446/489
- D244,305 S * 5/1977 Lombardi, Jr. D21/707
- 4,040,619 A * 8/1977 Landi A63B 23/16
446/490

(Continued)

FOREIGN PATENT DOCUMENTS

- CN 301846819 * 2/2012
- CN 303565896 * 1/2016

(Continued)

Primary Examiner — Catherine A Tuttle
(74) *Attorney, Agent, or Firm* — The Rapacke Law
Group, P.A.

(57) **CLAIM**

The ornamental design for a finger toy, as shown and described.

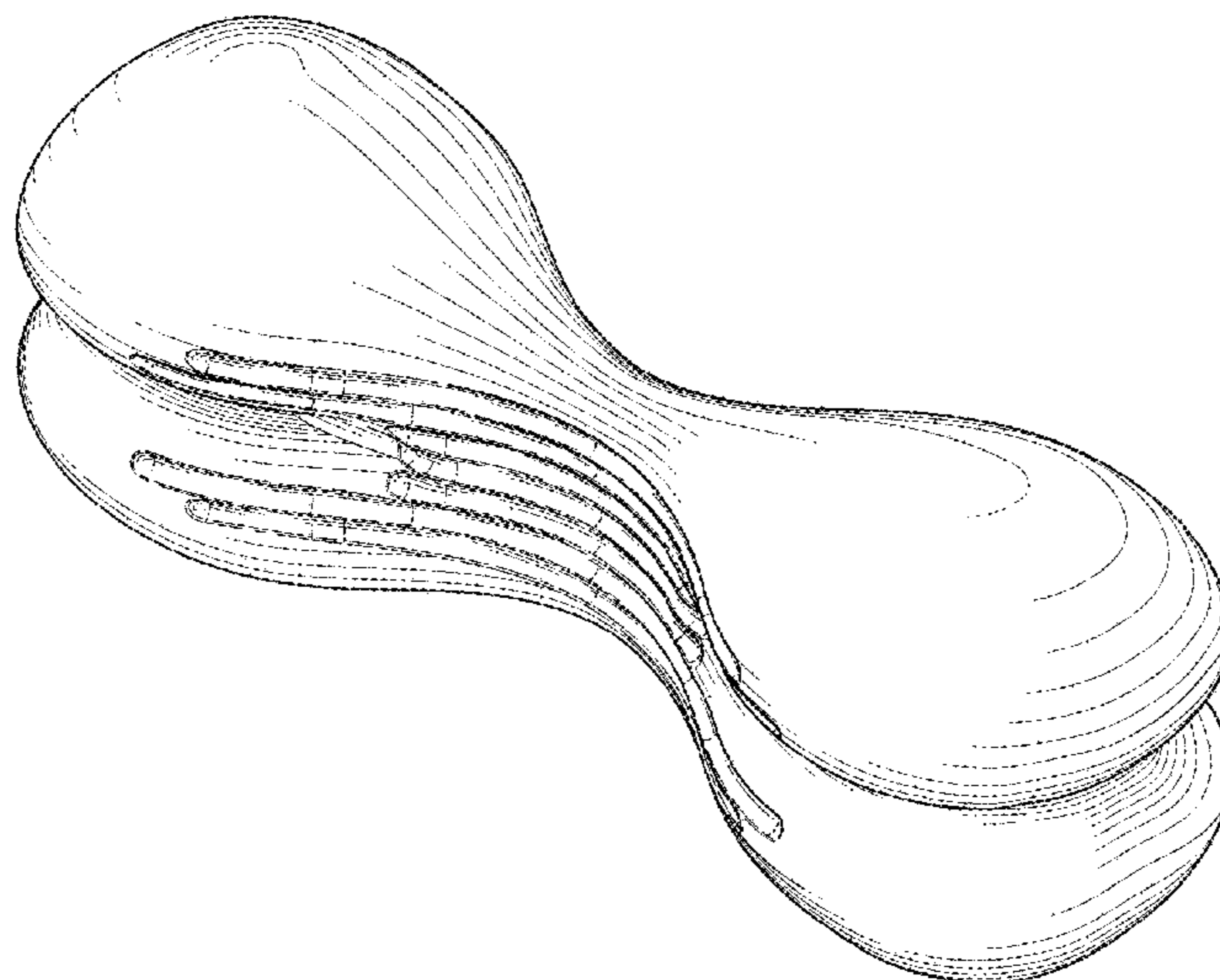
DESCRIPTION

FIG. 1 is a perspective view of a finger toy showing the new design;
FIG. 2 is a front view thereof;
FIG. 3 is a top view thereof; and,
FIG. 4 is a left side view thereof.
A rear view of the finger toy is a mirror image of the front view shown in FIG. 2.
A bottom view of the finger toy is a mirror image of the top view shown in FIG. 3.
A right side view of the finger toy is a mirror image of the left side view shown in FIG. 4.

1 Claim, 3 Drawing Sheets

(56) **References Cited**
U.S. PATENT DOCUMENTS

- 598,051 A * 1/1898 Laube A63H 5/00
446/213
- 1,613,331 A * 1/1927 Schreiner A63H 1/32
446/253
- 1,876,481 A * 9/1932 Wright A63H 1/30
446/486
- D139,512 S * 11/1944 Allen D21/406
- 3,031,798 A * 5/1962 Bischoff A63H 33/26
446/138



(56)

References Cited

U.S. PATENT DOCUMENTS

4,227,342 A * 10/1980 Knowles A63F 9/06
 273/454
 D318,886 S * 8/1991 de Oliveira D21/464
 D339,839 S * 9/1993 Day D21/678
 5,453,036 A * 9/1995 Wisznia A63H 1/22
 446/219
 D500,579 S * 1/2005 Tansey D1/199
 D539,855 S * 4/2007 Ban D21/386
 D712,029 S * 8/2014 Tai D24/141
 D752,841 S * 4/2016 Neely D1/106
 9,914,063 B1 * 3/2018 McCoskery A63H 29/08
 D819,143 S * 5/2018 Lyon D21/398
 2002/0115377 A1 * 8/2002 Herrenbruck A01K 15/025
 446/475
 2011/0139087 A1 * 6/2011 Lang A23K 40/20
 119/709
 2011/0192353 A1 * 8/2011 Willinger A01K 15/026
 119/709
 2014/0130750 A1 * 5/2014 Valle A01K 15/025
 119/708

FOREIGN PATENT DOCUMENTS

FR 2931692 A3 * 12/2009 A63B 67/12
 WO WO-9513851 A1 * 5/1995 A61C 15/041

* cited by examiner

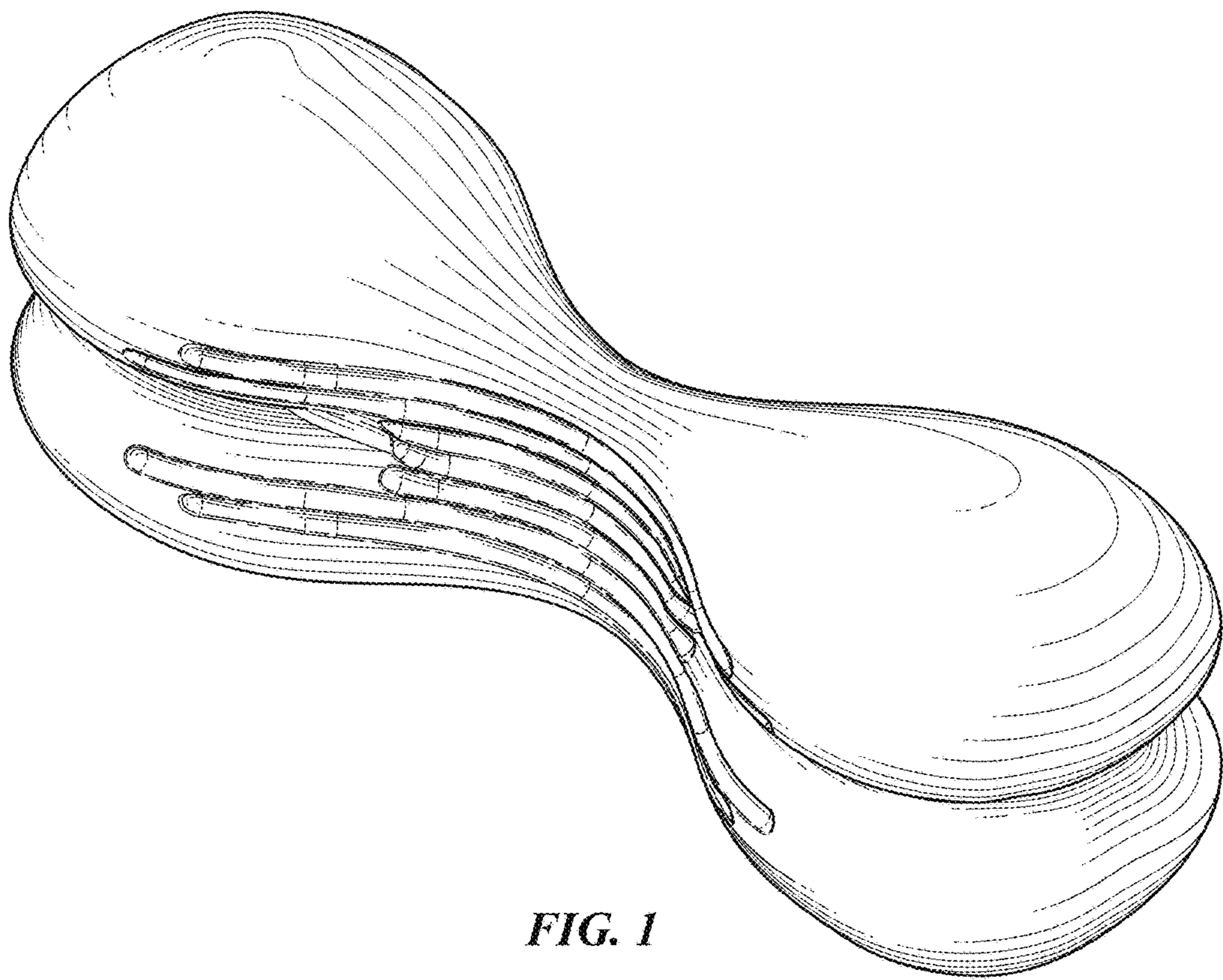


FIG. 1

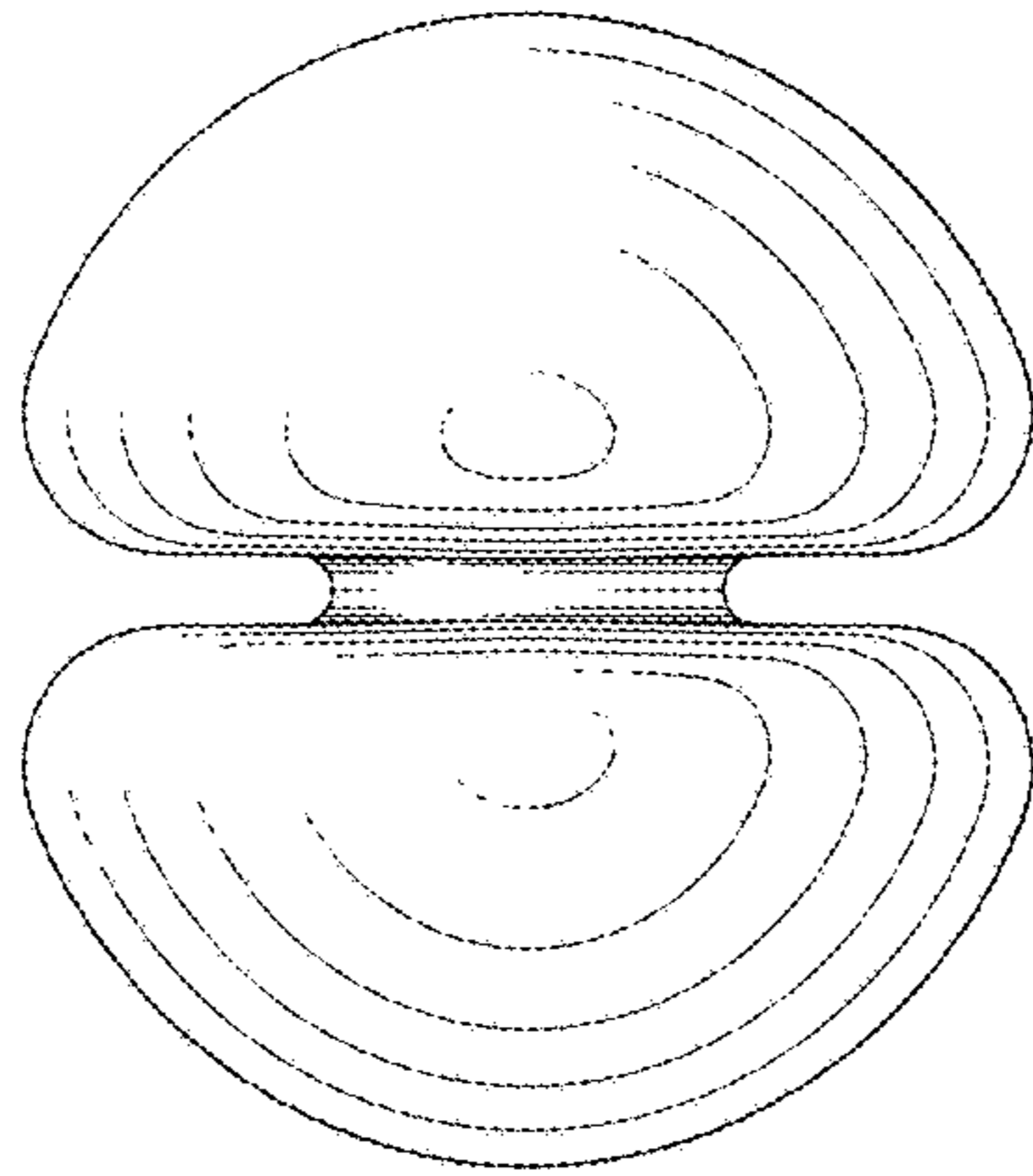


FIG. 2

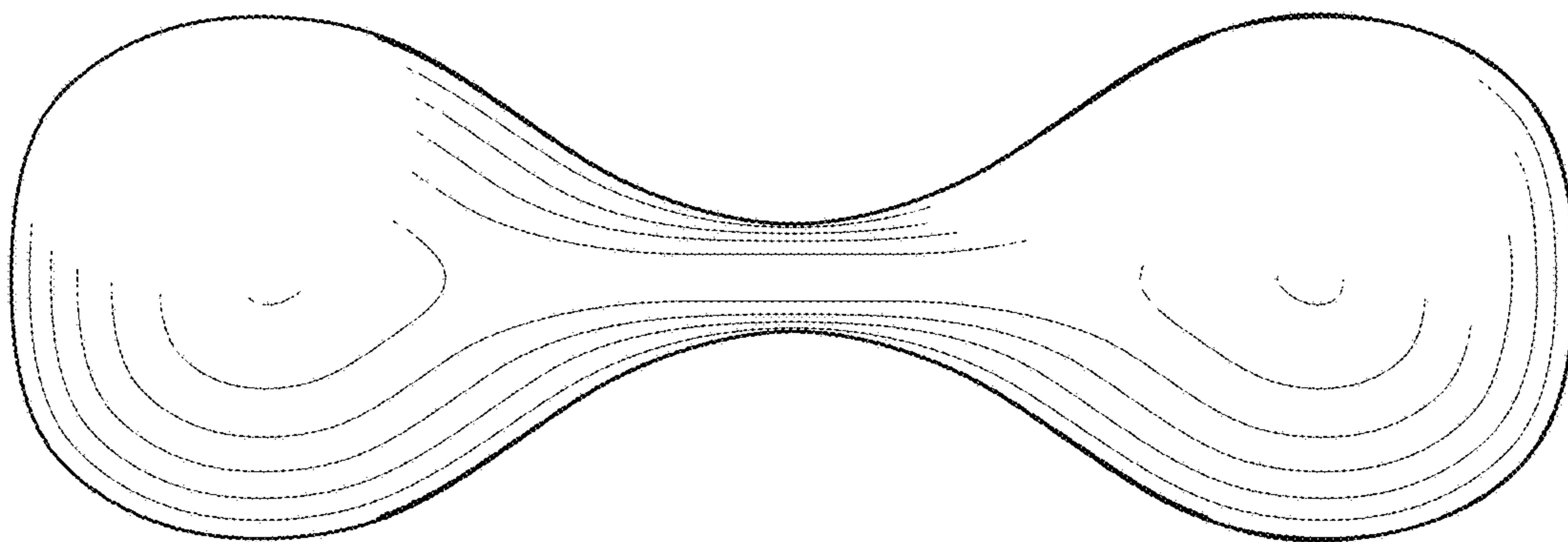


FIG. 3

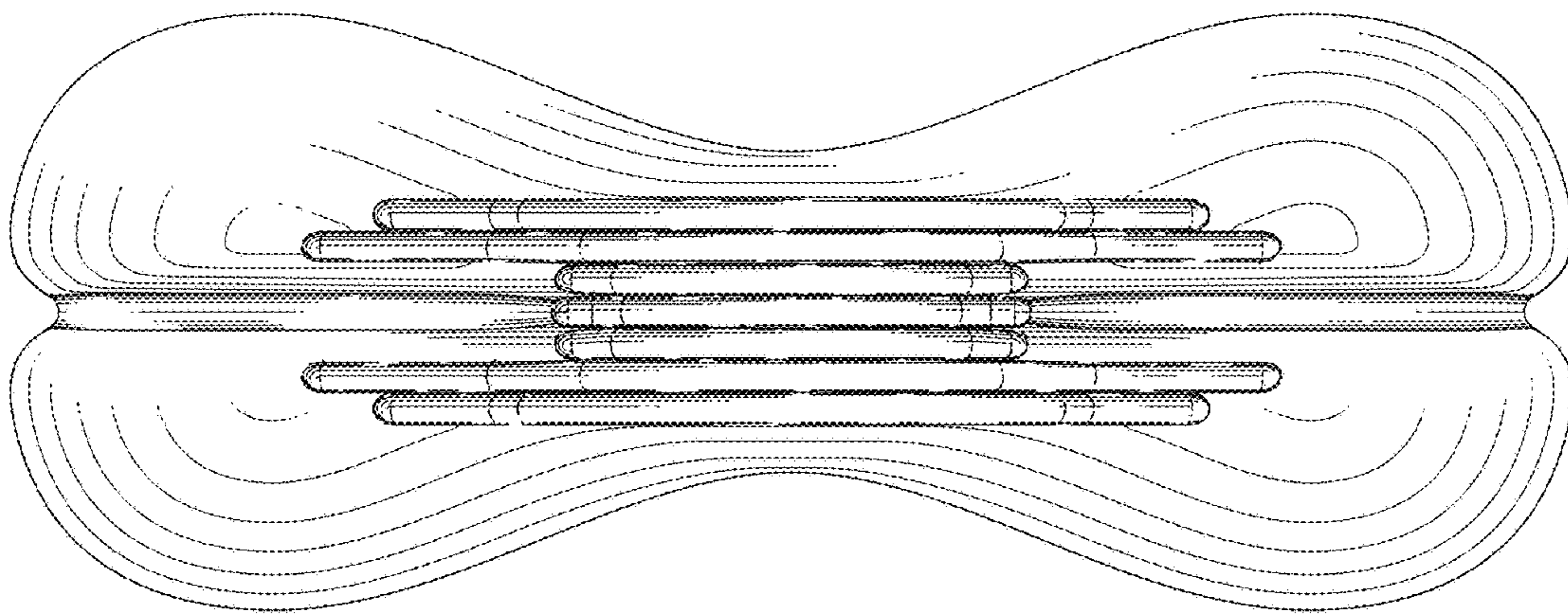


FIG. 4