



US00D826328S

(12) **United States Design Patent** (10) **Patent No.:** **US D826,328 S**  
**Bo** (45) **Date of Patent:** **\*\* Aug. 21, 2018**

- (54) **PEN**
- (71) Applicant: **Anhui Inno-Sign International Co., Ltd.**, Hefei (CN)
- (72) Inventor: **Jin Bo**, Hefei (CN)
- (73) Assignee: **Anhui-Inno-Sign Int'l Co., Ltd**, Hefei (CN)
- (\*\*) Term: **15 Years**
- (21) Appl. No.: **29/605,050**
- (22) Filed: **May 23, 2017**
- (51) **LOC (11) Cl.** ..... **19-06**
- (52) **U.S. Cl.**  
USPC ..... **D19/173; D19/907**
- (58) **Field of Classification Search**  
USPC ..... **D14/411; D19/115-204**  
CPC . **B43K 5/005; B43K 7/12; B43K 8/04; B43K 8/06; B43K 19/00; B43K 19/02; B43K 19/14; B43K 21/006; B43K 21/06**  
See application file for complete search history.

(56) **References Cited**

**U.S. PATENT DOCUMENTS**

D105,022 S *	6/1937	Larsen	.....	D19/184
3,219,016 A *	11/1965	Hechtle	.....	B43K 24/163 401/112
D286,893 S *	11/1986	Regnault	.....	D19/173
D404,763 S *	1/1999	Shimizu	.....	D19/173
D429,763 S *	8/2000	Fuller	.....	D19/173
D469,467 S *	1/2003	Briggl	.....	D19/174
D568,393 S *	5/2008	Bhavnani	.....	D19/173
D575,817 S *	8/2008	Loesel	.....	D19/174
D577,383 S *	9/2008	Loesel	.....	D19/174
D587,752 S *	3/2009	Shimizu	.....	D19/172
D589,559 S *	3/2009	Slemp	.....	D19/169

D619,487 S *	7/2010	Graff	.....	D11/3
D627,392 S *	11/2010	Graff	.....	D19/169
D644,691 S *	9/2011	Pagani	.....	D19/173
D662,985 S *	7/2012	Liu	.....	D19/173
D663,770 S *	7/2012	Koch	.....	D19/173
D690,360 S *	9/2013	Jin	.....	D19/173
D694,326 S *	11/2013	Cambianica	.....	D19/173
D724,148 S *	3/2015	Bo	.....	D19/173
D725,112 S *	3/2015	Bo	.....	D14/411
D730,987 S *	6/2015	Schnug	.....	D19/171
D736,855 S *	8/2015	Fan	.....	D19/173
D777,836 S *	1/2017	Schnug	.....	D19/173
D797,191 S *	9/2017	Schnug	.....	D19/171
D806,168 S *	12/2017	Briggl	.....	D19/172
D818,043 S *	5/2018	Zhao	.....	D19/173
2015/0184003 A1 *	7/2015	Li	.....	B43K 7/12 401/109

\* cited by examiner

*Primary Examiner* — Elizabeth A. Albert  
(74) *Attorney, Agent, or Firm* — Richards Patent Law P.C.

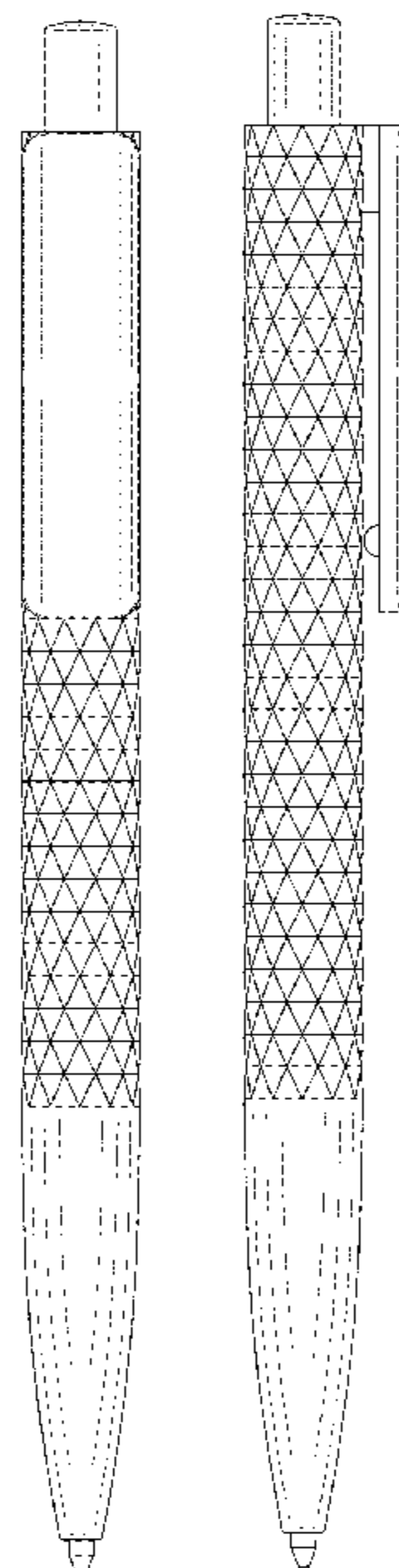
(57) **CLAIM**

The ornamental design for a pen, as shown and described.

**DESCRIPTION**

FIG. 1 is a perspective view of a pen showing my new design;  
FIG. 2 is a front view thereof;  
FIG. 3 is a back view thereof;  
FIG. 4 is a left side view thereof;  
FIG. 5 is a right side view thereof;  
FIG. 6 is a top view thereof; and,  
FIG. 7 is an bottom view thereof.  
The broken lines on the top in FIG. 6 are included to show a portion of the pen that forms no part of the claimed design.

**1 Claim, 4 Drawing Sheets**



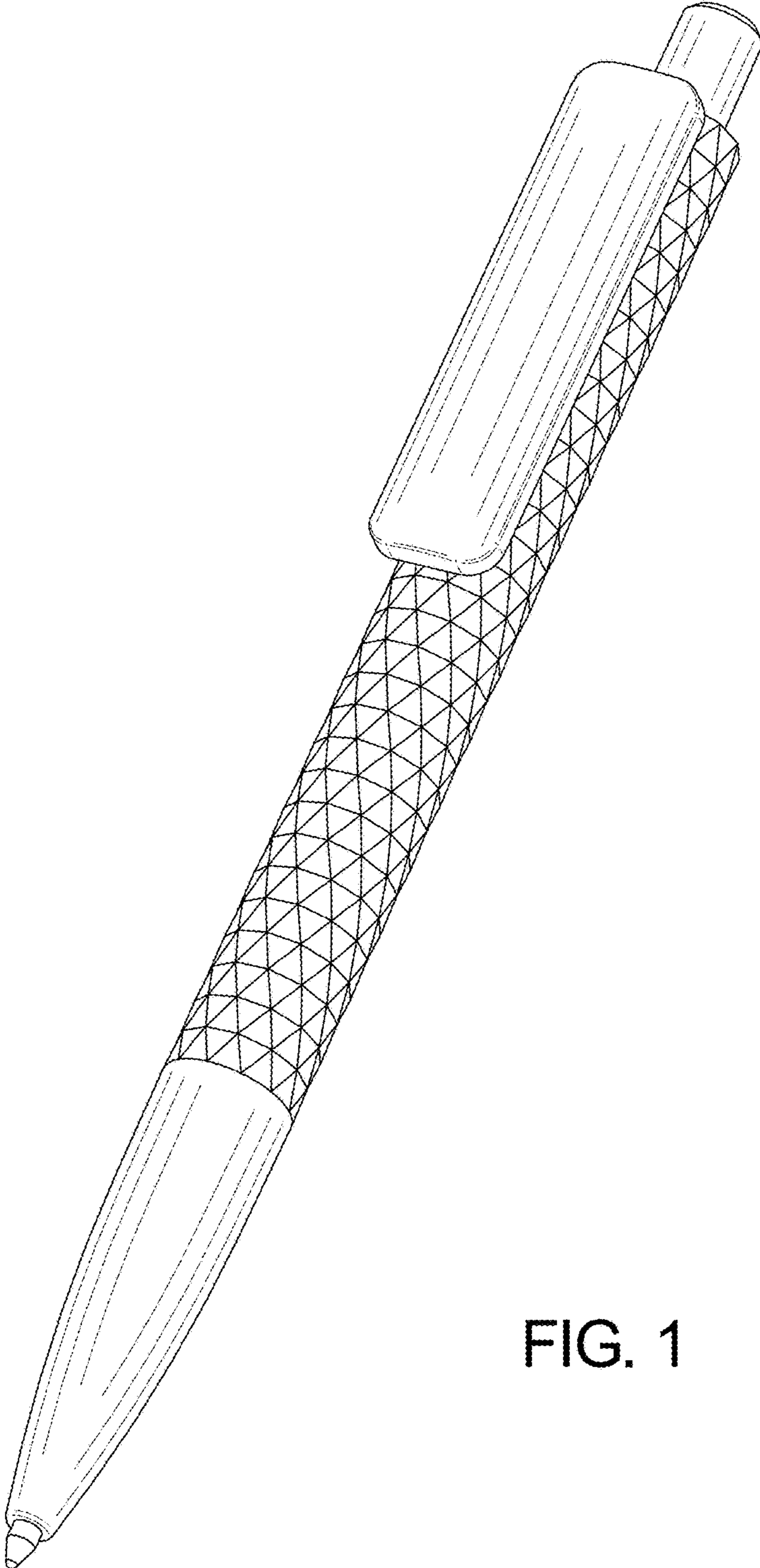


FIG. 1

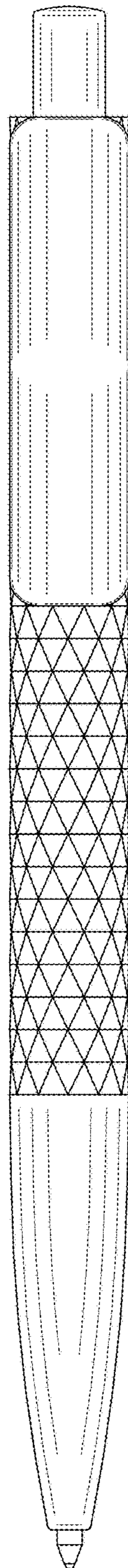


FIG. 2

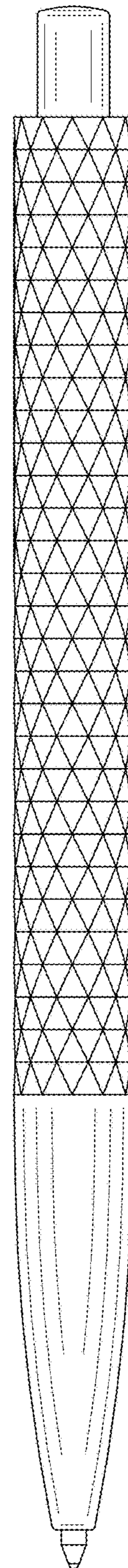


FIG. 3

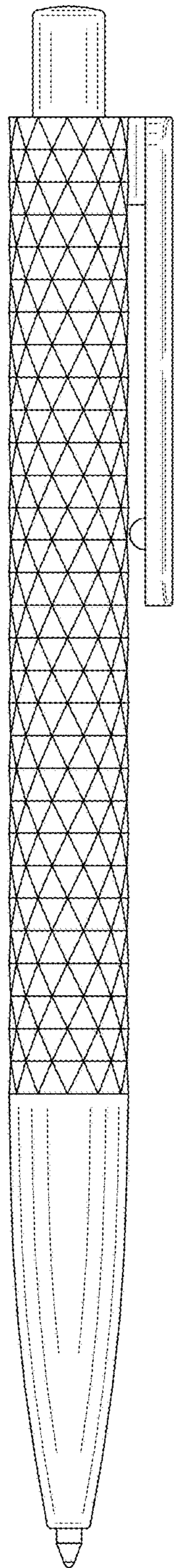


FIG. 4

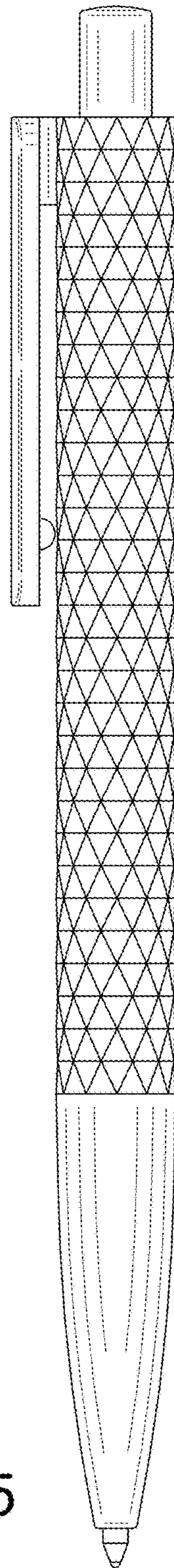


FIG. 5

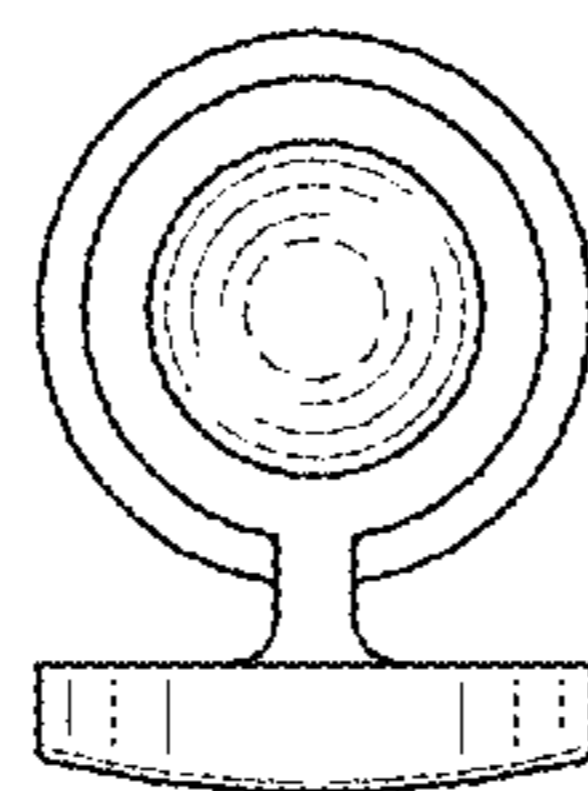


FIG. 6

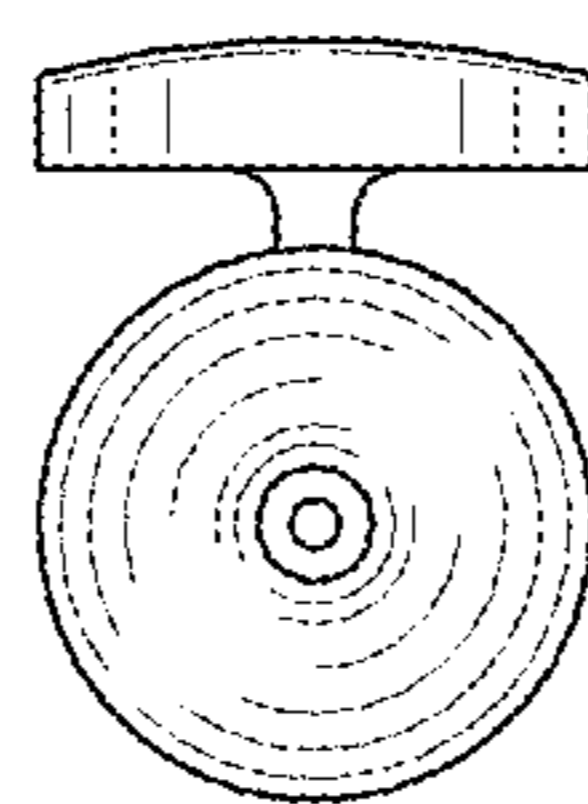


FIG. 7