



US00D826327S

(12) **United States Design Patent** (10) **Patent No.:** **US D826,327 S**
Kermaal (45) **Date of Patent:** **** Aug. 21, 2018**

(54) **PEN**
(71) Applicant: **Swarovski Aktiengesellschaft**, Triesen (LI)
(72) Inventor: **Philippe Kermaal**, Paris (FR)
(73) Assignee: **Swarovski Aktiengesellschaft**, Triesen (CH)
(**) Term: **15 Years**
(21) Appl. No.: **29/601,479**
(22) Filed: **Apr. 22, 2017**
(51) **LOC (11) Cl.** **19-06**
(52) **U.S. Cl.**
USPC **D19/173; D19/922**
(58) **Field of Classification Search**
USPC D14/411; D19/115-204
CPC . B43K 5/005; B43K 7/12; B43K 8/04; B43K 8/06; B43K 19/00; B43K 19/02; B43K 19/14; B43K 21/006; B43K 21/06
See application file for complete search history.

(56) **References Cited**
U.S. PATENT DOCUMENTS
D247,501 S * 3/1978 Malamoud D19/169
D249,888 S * 10/1978 Barnes D19/168
D256,593 S * 8/1980 Massoni D19/169
D258,069 S * 1/1981 Malamoud D19/170
D258,218 S * 2/1981 Oka D19/168
D262,463 S * 12/1981 Delcroix D19/170
D265,740 S * 8/1982 Pook D19/169
D266,769 S * 11/1982 Camps D19/169
D267,655 S * 1/1983 Verona D19/169
D267,887 S * 2/1983 Rigoni D19/169
D274,917 S * 7/1984 Hechter D19/169

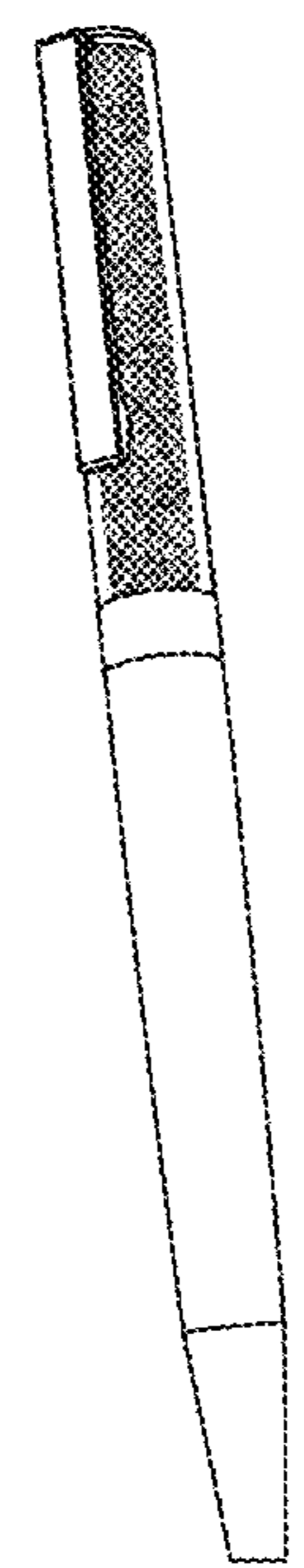
D275,297 S * 8/1984 Ohyabu D19/168
D275,577 S * 9/1984 Hechter D19/168
D277,393 S * 1/1985 Oyabu 401/202
D280,420 S * 9/1985 Verhaegue D19/169
D284,872 S * 7/1986 Booker D19/169
D286,647 S * 11/1986 Perrin D19/173
D286,648 S * 11/1986 Perrin D19/169
D286,649 S * 11/1986 Hamel D19/173
D288,335 S * 2/1987 Regnault D19/168
D312,837 S * 12/1990 Oka D19/173
D324,072 S * 2/1992 von Edler D19/170
D410,029 S * 5/1999 Melnick D19/168
D467,614 S * 12/2002 Pellissa Beneyto D19/170
D467,970 S * 12/2002 Pellissa Beneyto D19/169
D602,525 S * 10/2009 O'Hern D19/123
D606,587 S * 12/2009 Zhang D19/170
D638,061 S * 5/2011 Wang D19/169
D649,189 S * 11/2011 Maier D19/170
D698,864 S * 2/2014 Watase D19/164
D772,982 S * 11/2016 Nuzzo D19/174

* cited by examiner
Primary Examiner — Elizabeth Albert
(74) *Attorney, Agent, or Firm* — Daniel A. Tallitsch; Baker McKenzie LLP

(57) **CLAIM**
The ornamental design for a pen, as shown and described.

DESCRIPTION
FIG. 1 is a first perspective view showing my new design; FIG. 2 is a front elevational view thereof; FIG. 3 is a right side elevational view thereof; FIG. 4 is a left side elevational view thereof; FIG. 5 is a back elevational view thereof; FIG. 6 is a top elevational view thereof; and, FIG. 7 is a bottom elevational view thereof.

1 Claim, 7 Drawing Sheets



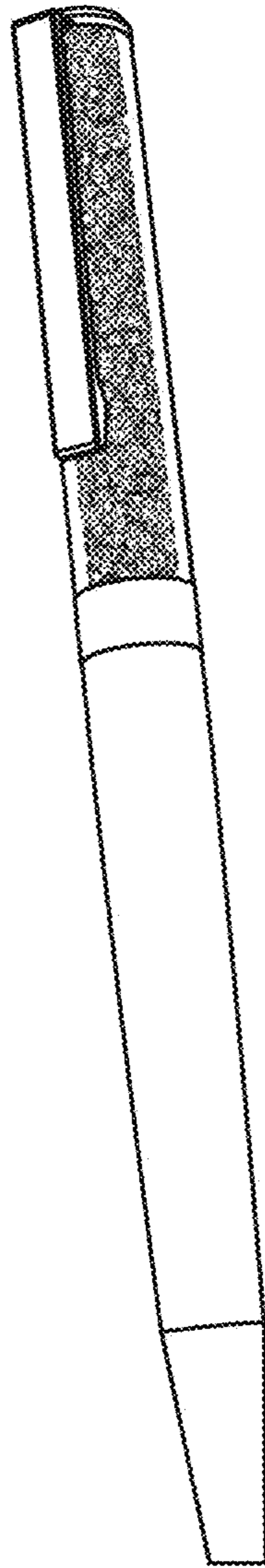


FIGURE 1




FIGURE 2




FIGURE 3




FIGURE 4




FIGURE 5

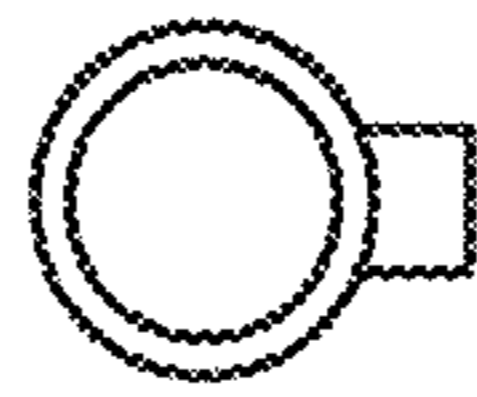


FIGURE 6

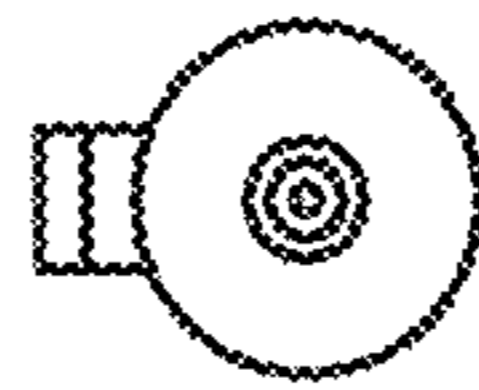


FIGURE 7