



US00D826325S

(12) **United States Design Patent**
Goodman et al.

(10) **Patent No.:** **US D826,325 S**
(45) **Date of Patent:** **** Aug. 21, 2018**

- (54) **LETTER HOLDER**
- (71) Applicant: **Spectrum Diversified Designs, LLC**,
Streetsboro, OH (US)
- (72) Inventors: **Aaron D. Goodman**, Beachwood, OH
(US); **Phaysouk Xayoiphonh**, Akron,
OH (US)
- (73) Assignee: **Spectrum Diversified Designs, LLC**,
Streetsboro, OH (US)
- (**) Term: **15 Years**
- (21) Appl. No.: **29/554,741**
- (22) Filed: **Feb. 15, 2016**
- (51) **LOC (11) Cl.** **19-02**
- (52) **U.S. Cl.**
USPC **D19/90**
- (58) **Field of Classification Search**
USPC D6/512–514, 552–553, 566, 567, 570,
D6/598, 651.1, 675, 675.4, 683, 683.1,
D6/705; D9/432; D19/26–31, 75, 77,
D19/85–92; D3/304
CPC A47B 63/00; A47B 23/044; A47B 47/02;
A47B 55/00; A47B 55/02; A47B 87/007;
A47B 87/02; B42F 7/145; B42F 17/12
See application file for complete search history.

D452,533 S *	12/2001	Goodman	D19/90
D453,651 S *	2/2002	Snell	D6/537
D568,116 S *	5/2008	Goodman	D6/525
D578,816 S *	10/2008	Goodman	D6/566
D584,091 S *	1/2009	Goodman	D6/566
D584,553 S *	1/2009	Goodman	D19/90
D587,053 S *	2/2009	Goodman	D19/90
D592,251 S *	5/2009	Goodman	D19/90
D594,064 S *	6/2009	Goodman	D19/90
D601,632 S *	10/2009	Goodman	D19/90
D649,822 S *	12/2011	Goodman	D6/566
D675,049 S *	1/2013	Goodman	D6/513
D699,467 S *	2/2014	Tsai	D6/514
D710,628 S *	8/2014	Goodman	D6/566
D718,510 S *	11/2014	Goodman	D32/55
D723,761 S *	3/2015	Goodman	D32/55
D734,818 S *	7/2015	Goodman	D19/90
D739,681 S *	9/2015	Bee	D7/600.4
D759,990 S *	6/2016	Goodman	D6/566
D762,397 S *	8/2016	Goodman	D6/537
D768,403 S *	10/2016	Goodman	D6/514
D769,022 S *	10/2016	Tsai	D6/566
D769,023 S *	10/2016	Tsai	D6/566
D769,074 S *	10/2016	Tsai	D28/61

(Continued)

Primary Examiner — Elizabeth A Albert
(74) *Attorney, Agent, or Firm* — Benesch, Friedlander,
Coplan & Aronoff LLP

(57) **CLAIM**

What is claimed is the ornamental design for a letter holder,
as shown and described.

DESCRIPTION

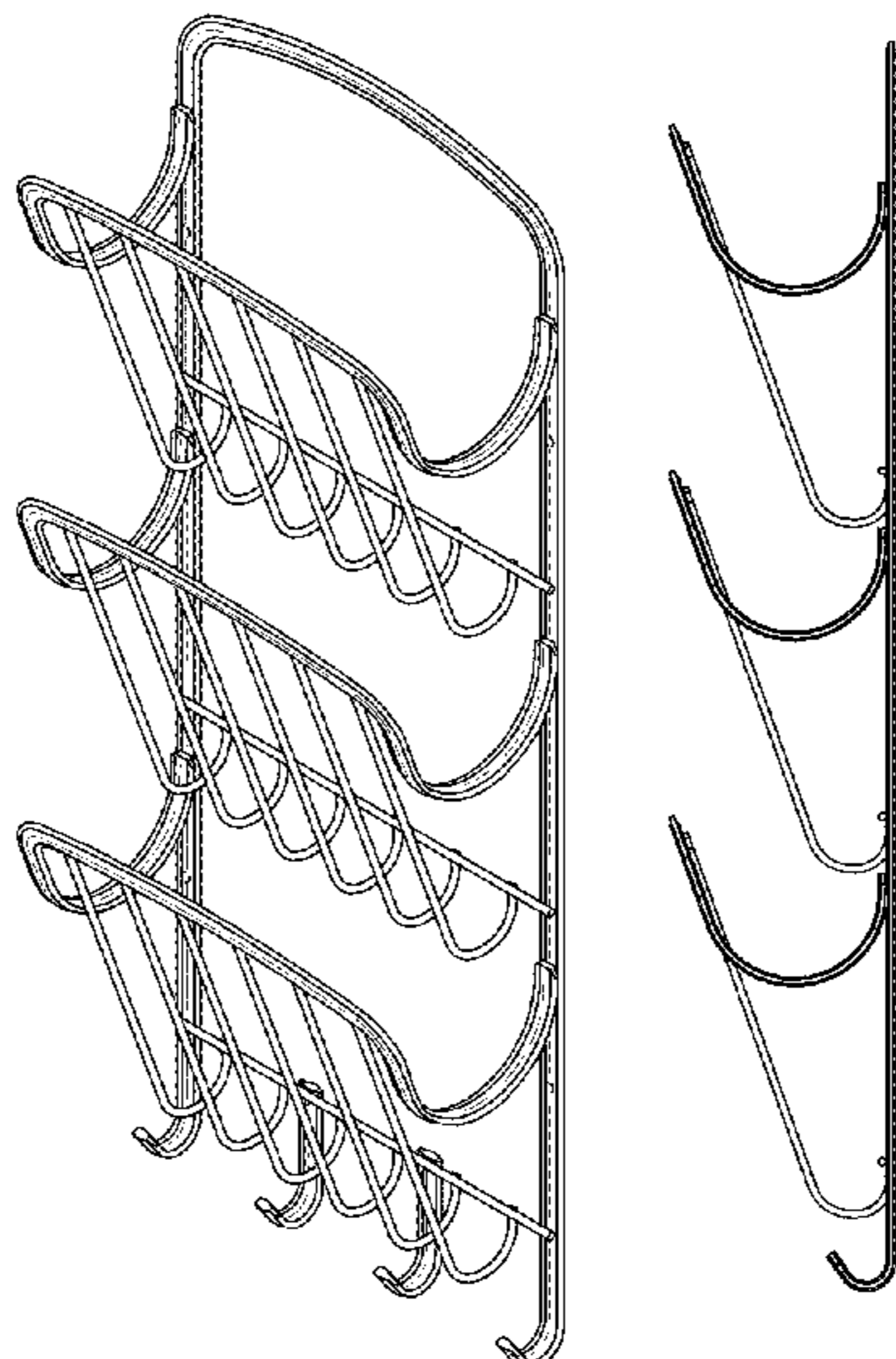
FIG. 1 is a perspective view of a letter holder showing a new
design;
FIG. 2 is a front elevational view of FIG. 1;
FIG. 3 is a rear elevational view of FIG. 1;
FIG. 4 is a side elevational view of FIG. 1;
FIG. 5 is a top plan view of FIG. 1; and,
FIG. 6 is a bottom plan view of FIG. 1.

1 Claim, 4 Drawing Sheets

(56) **References Cited**

U.S. PATENT DOCUMENTS

2,903,137 A *	9/1959	Brown	A47B 55/02
				211/104
4,122,955 A *	10/1978	Celms	A47F 5/13
				108/108
D285,156 S *	8/1986	Chap	D6/566
D318,591 S *	7/1991	Killiany	D6/566
D365,239 S *	12/1995	Emery	D6/566
D437,165 S *	2/2001	Goodman	D7/600.4



(56)

References Cited

U.S. PATENT DOCUMENTS

D770,804 S * 11/2016 Goodman D6/566
D771,411 S * 11/2016 Goodman D6/566
D772,980 S * 11/2016 Goodman D19/90

* cited by examiner

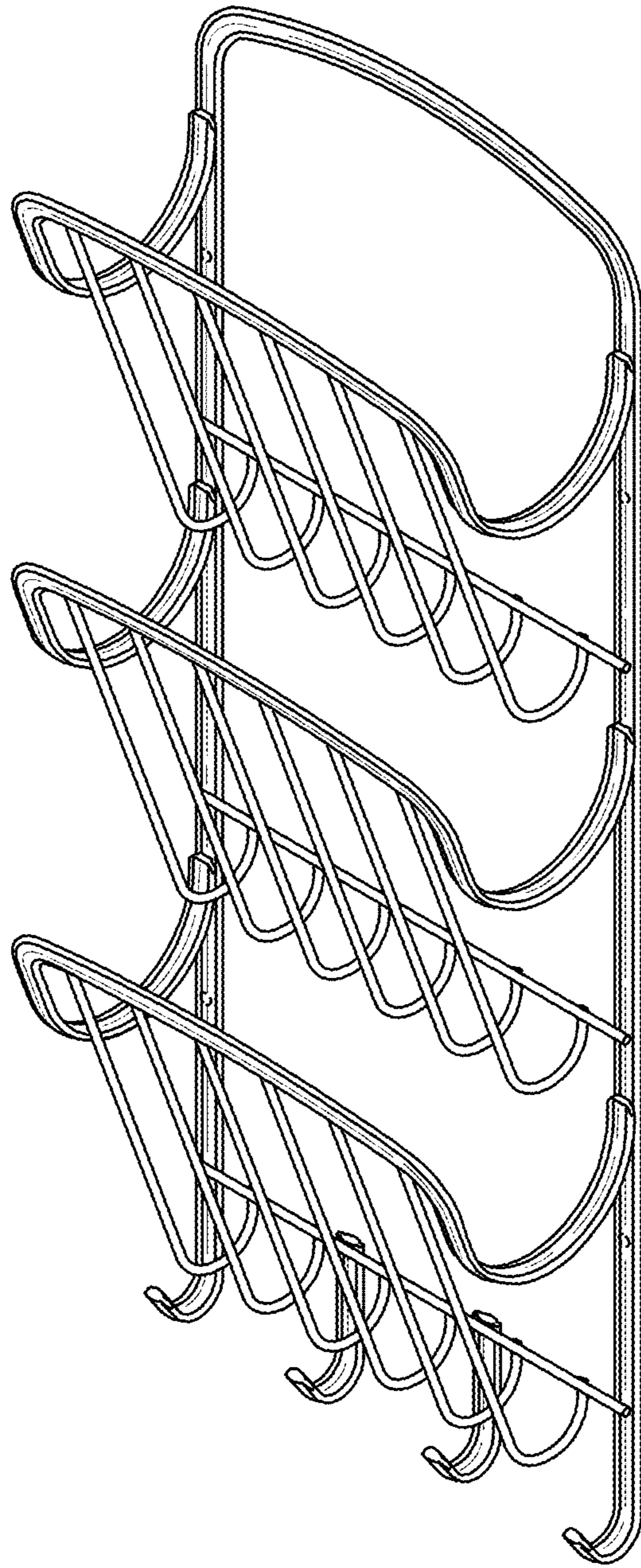


FIG. 1




FIG. 2




FIG. 3

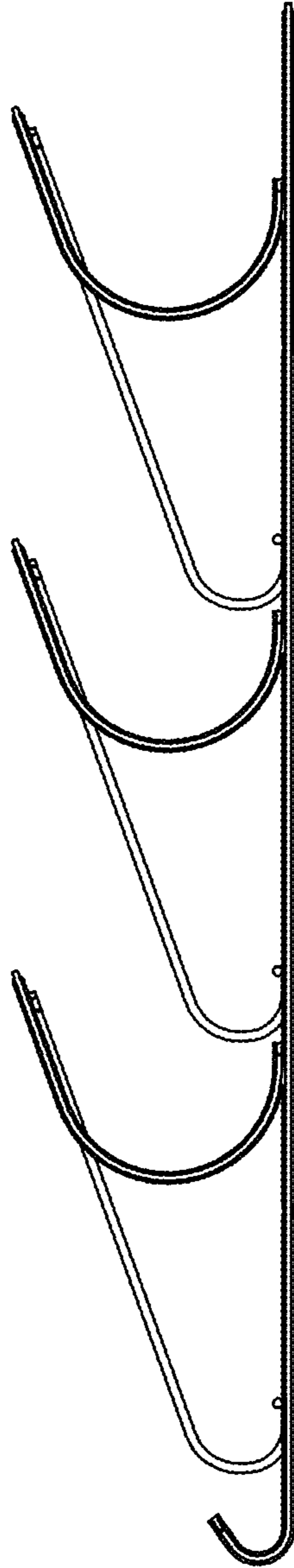


FIG. 4

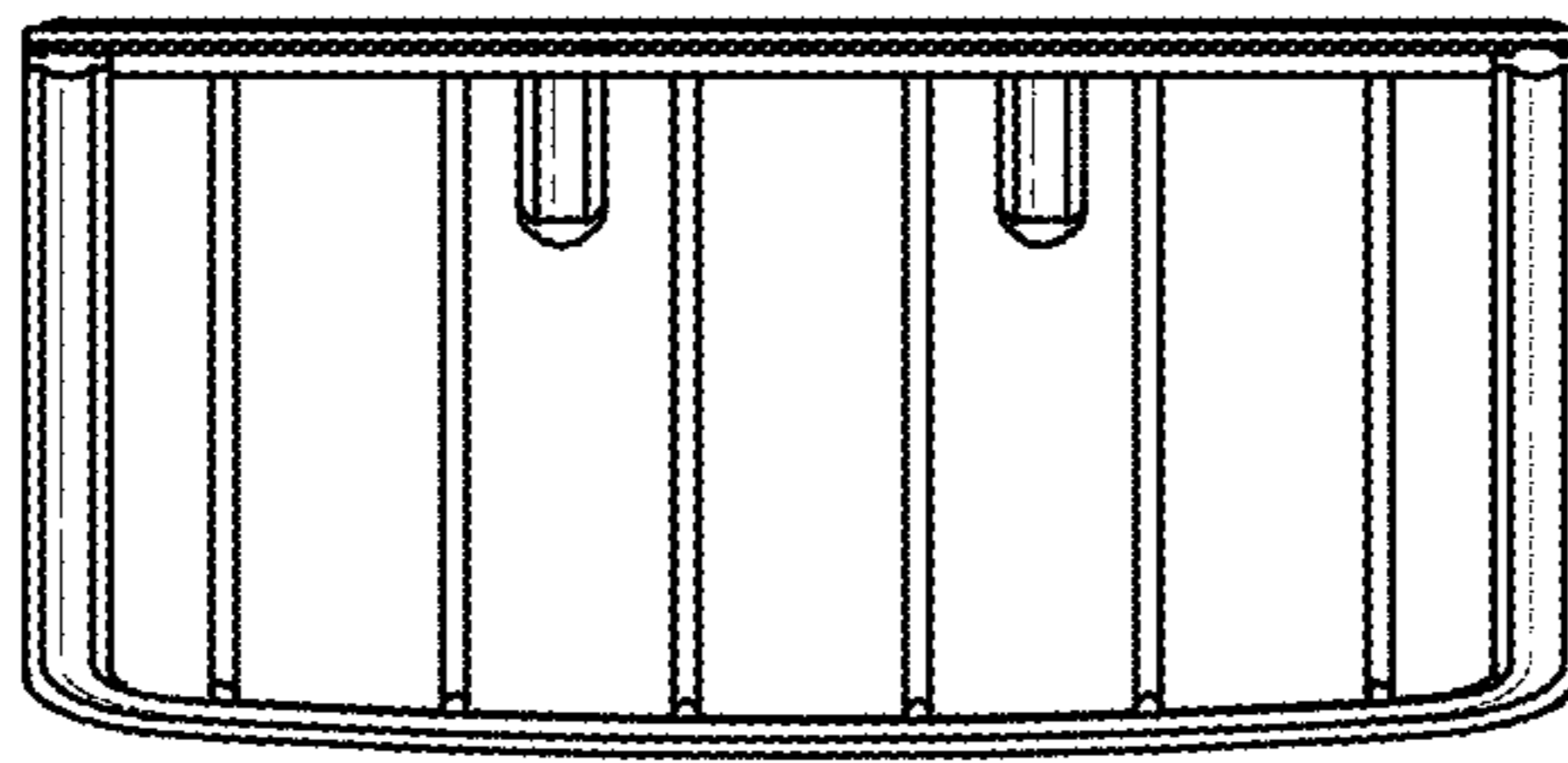


FIG. 5

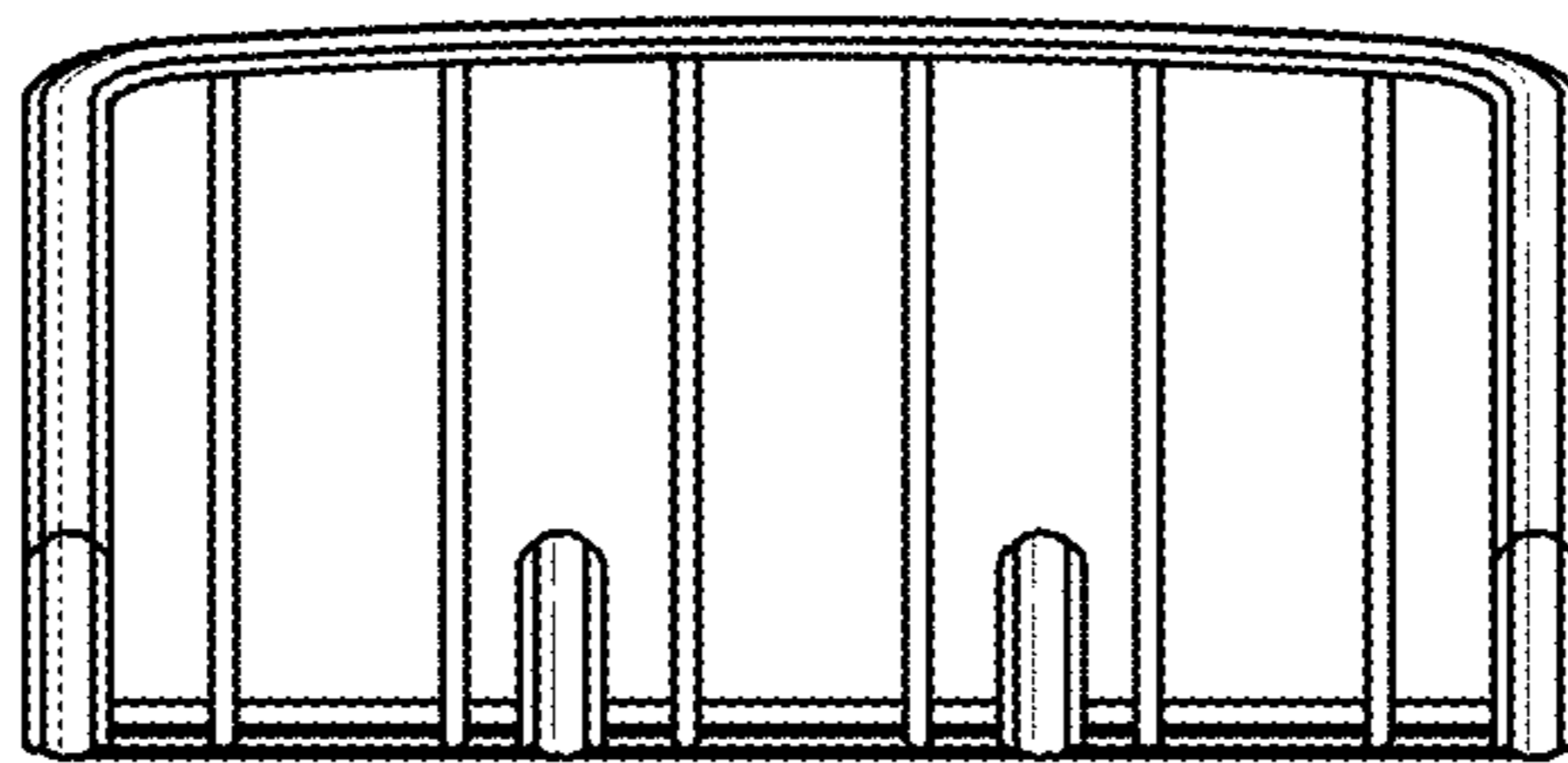


FIG. 6