



US00D826319S

(12) **United States Design Patent**  
**Inada**

(10) **Patent No.:** **US D826,319 S**  
(45) **Date of Patent:** **\*\* Aug. 21, 2018**

- (54) **PRINTER**
- (71) Applicant: **BROTHER INDUSTRIES, LTD.**,  
Nagoya-shi, Aichi-ken (JP)
- (72) Inventor: **Toshiya Inada**, Nagoya (JP)
- (73) Assignee: **BROTHER INDUSTRIES, LTD.**,  
Nagoya (JP)
- (\*\*) Term: **15 Years**
- (21) Appl. No.: **29/579,313**
- (22) Filed: **Sep. 29, 2016**
- (30) **Foreign Application Priority Data**  
Apr. 1, 2016 (JP) ..... 2016-007292
- (51) **LOC (11) Cl.** ..... **18-02**
- (52) **U.S. Cl.**  
USPC ..... **D18/50**
- (58) **Field of Classification Search**  
USPC ..... D18/50, 53, 55, 36-37, 99; 347/3  
CPC ..... B41J 11/58; B41J 15/12; B41J 15/042;  
G06K 15/12; G06K 15/14; G03G  
21/1633  
See application file for complete search history.

- (56) **References Cited**  
U.S. PATENT DOCUMENTS  
D641,038 S \* 7/2011 Park ..... D18/55  
D641,398 S \* 7/2011 Kim ..... D18/55  
D643,058 S \* 8/2011 Seki ..... D18/55  
D722,339 S \* 2/2015 Nakagawa ..... D18/55

- D749,169 S \* 2/2016 Kil ..... D18/55
- D749,170 S \* 2/2016 Nakagawa ..... D18/55
- D749,172 S \* 2/2016 Nakagawa ..... D18/55
- D765,772 S \* 9/2016 Clark, III ..... D18/55
- D786,343 S \* 5/2017 Kil ..... D18/55
- D795,954 S \* 8/2017 Hirota ..... D18/55
- D800,125 S \* 10/2017 Yin ..... D14/422
- D803,286 S \* 11/2017 Egami ..... D15/148
- D805,578 S \* 12/2017 Mita ..... D18/55
- D806,162 S \* 12/2017 Tashima ..... D18/50
- D806,791 S \* 1/2018 Tashima ..... D18/50
- D809,593 S \* 2/2018 Tashima ..... D18/50
- D810,194 S \* 2/2018 Kim ..... D18/50
- 2008/0014007 A1 \* 1/2008 Ukai ..... B41J 29/02  
400/691
- 2017/0185029 A1 \* 6/2017 Uohashi ..... G03G 21/1633

\* cited by examiner

*Primary Examiner* — Robin V Webster  
*Assistant Examiner* — James C Thorn, Sr.  
(74) *Attorney, Agent, or Firm* — Oliff PLC

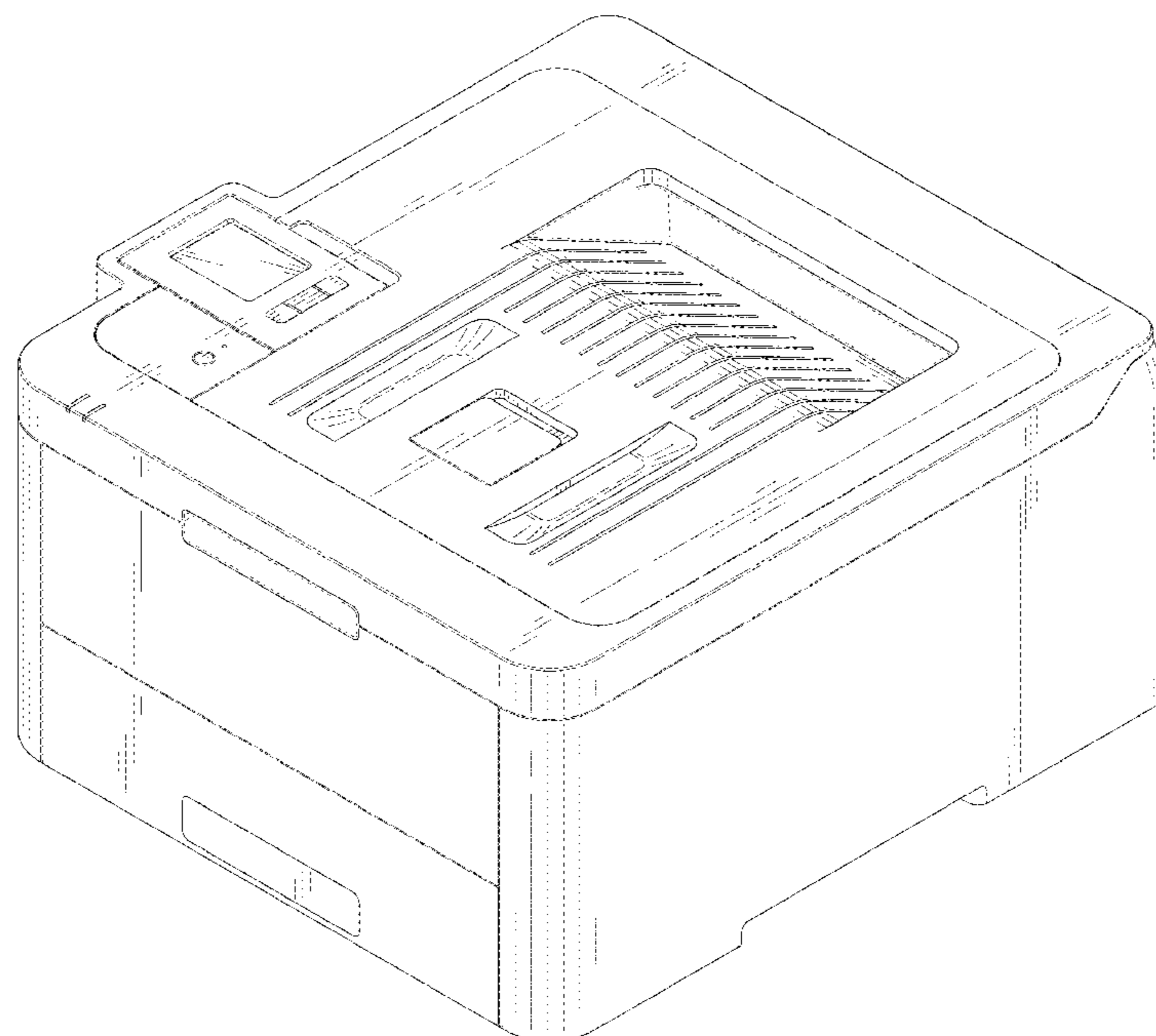
(57) **CLAIM**

The ornamental design for a printer, as shown and described.

**DESCRIPTION**

FIG. 1 is a perspective view of a printer;  
FIG. 2 is a front view thereof;  
FIG. 3 is a top view thereof;  
FIG. 4 is a right-side view thereof;  
FIG. 5 is a left-side view thereof;  
FIG. 6 is a rear view thereof; and,  
FIG. 7 is a bottom view thereof.  
The broken lines depict environmental subject matter only  
and form no part of the claimed design.

**1 Claim, 6 Drawing Sheets**



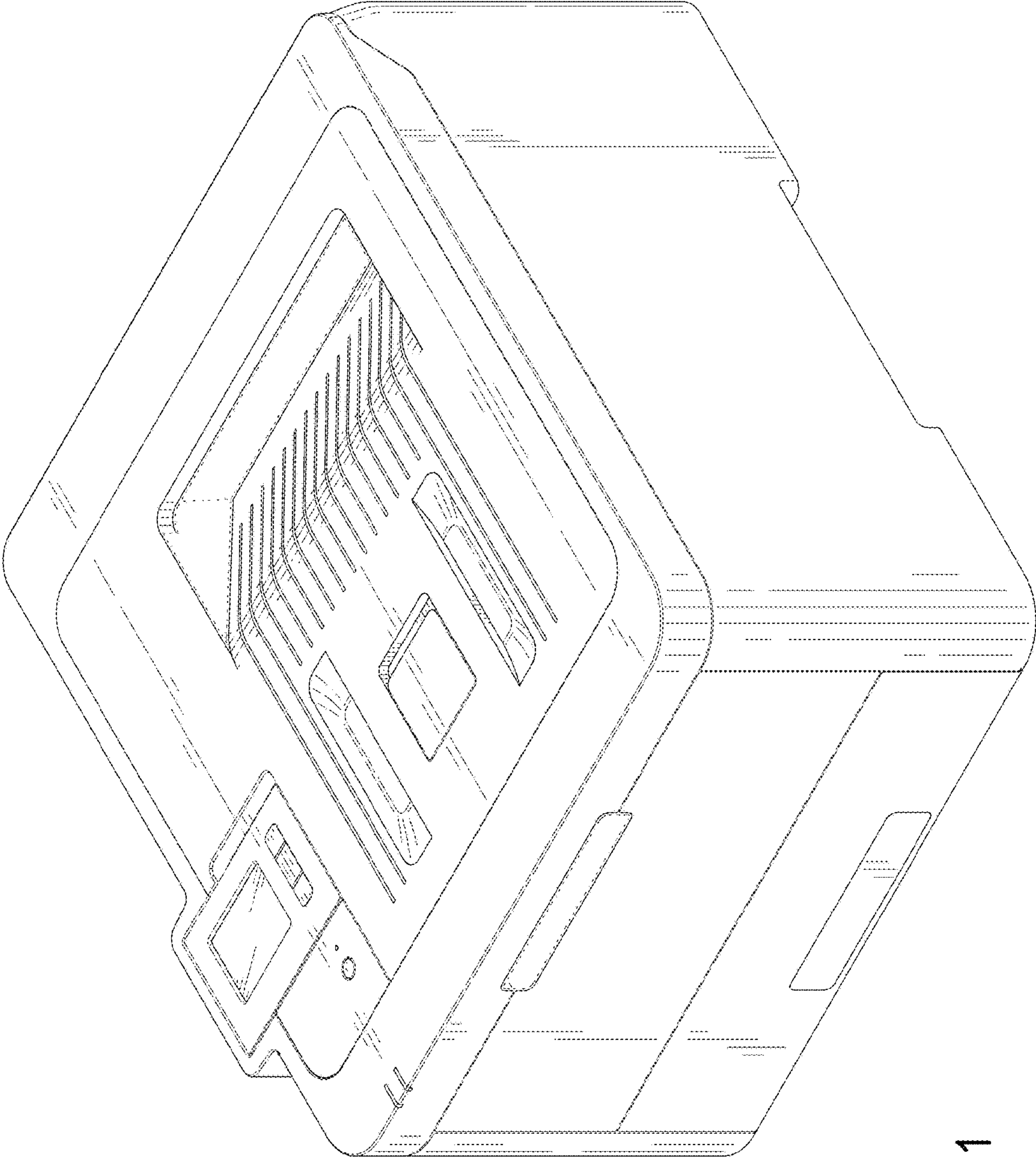


FIG. 1

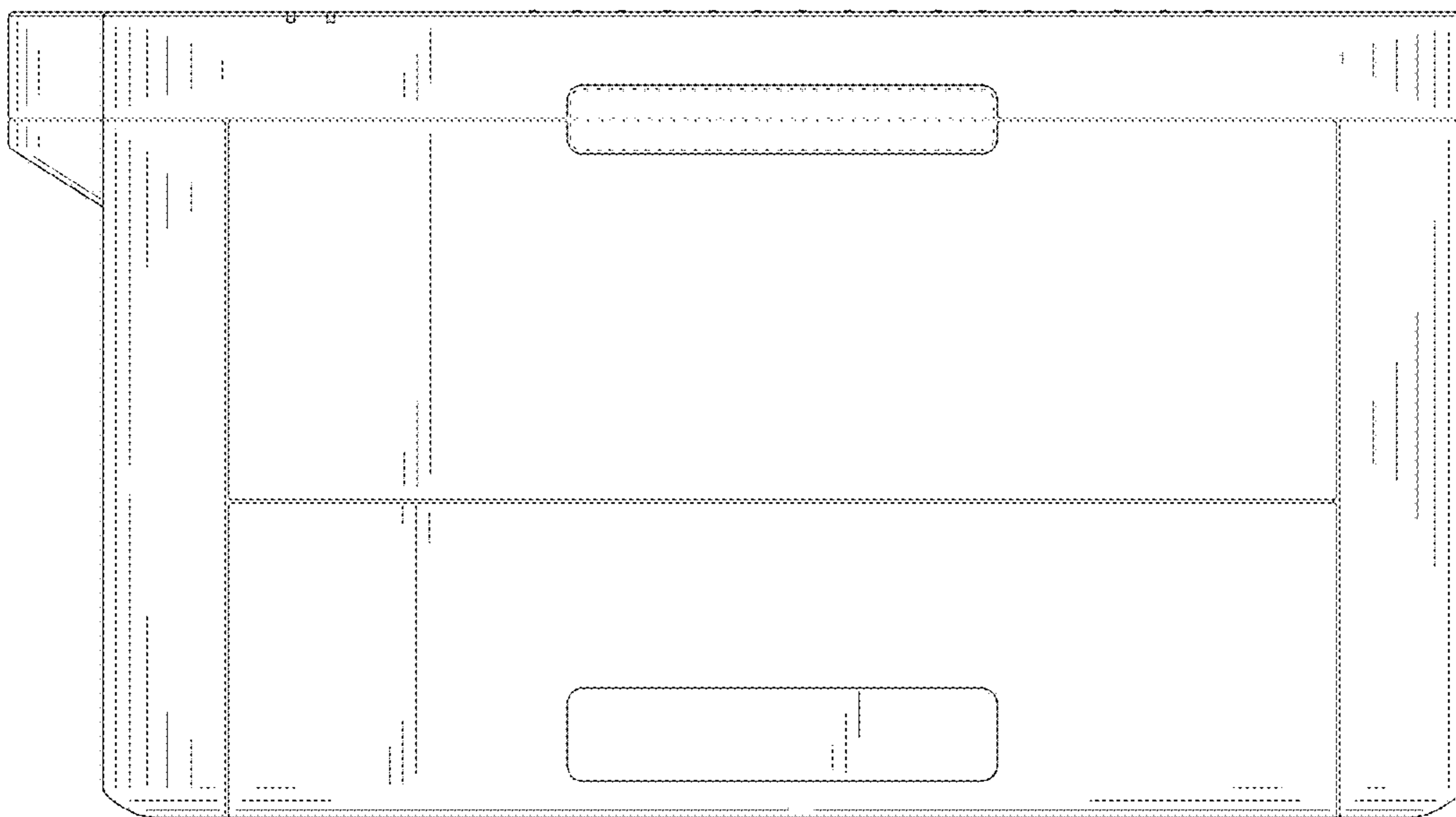


FIG. 2

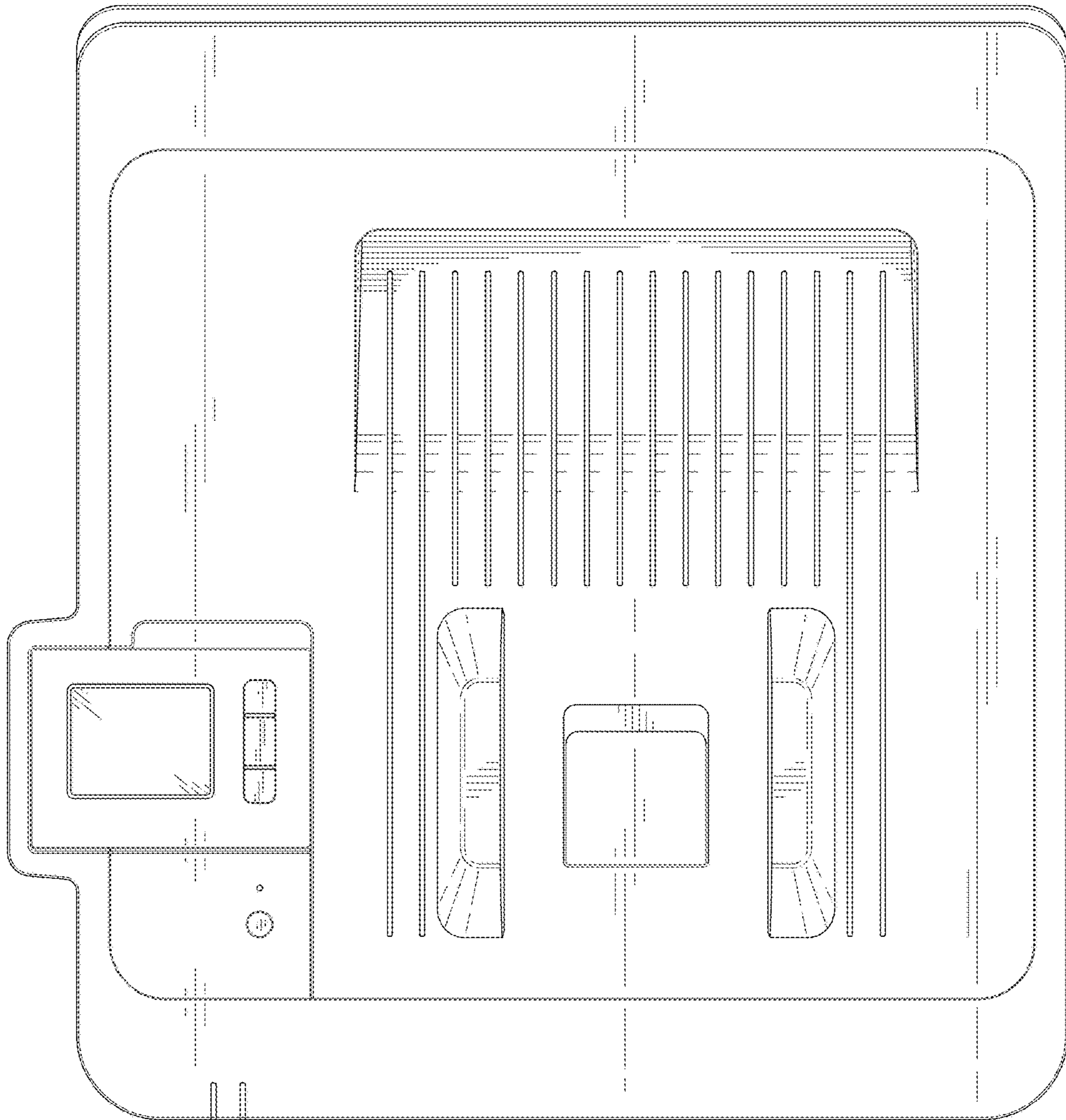


FIG. 3




FIG. 4

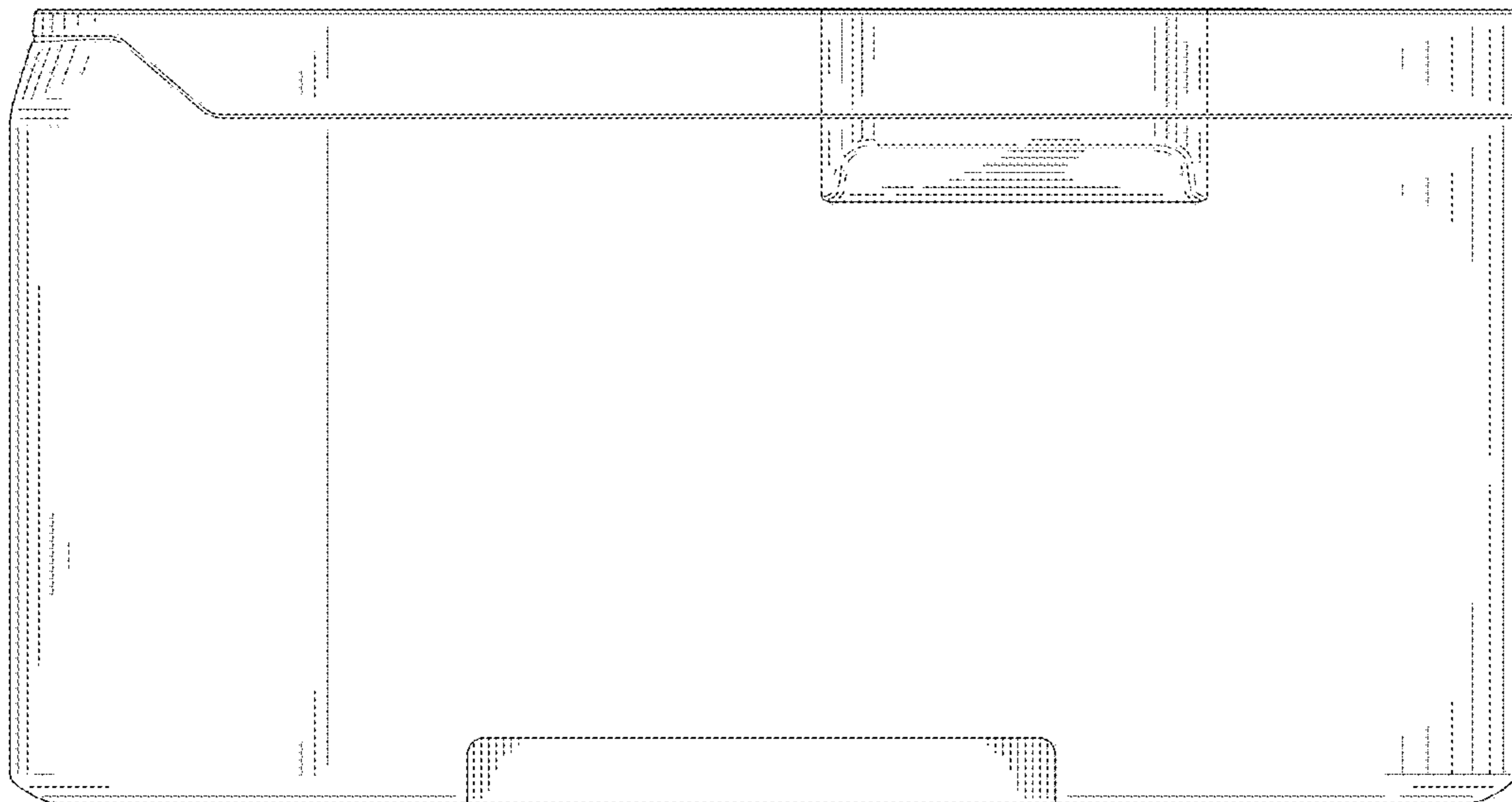


FIG. 5




FIG. 6

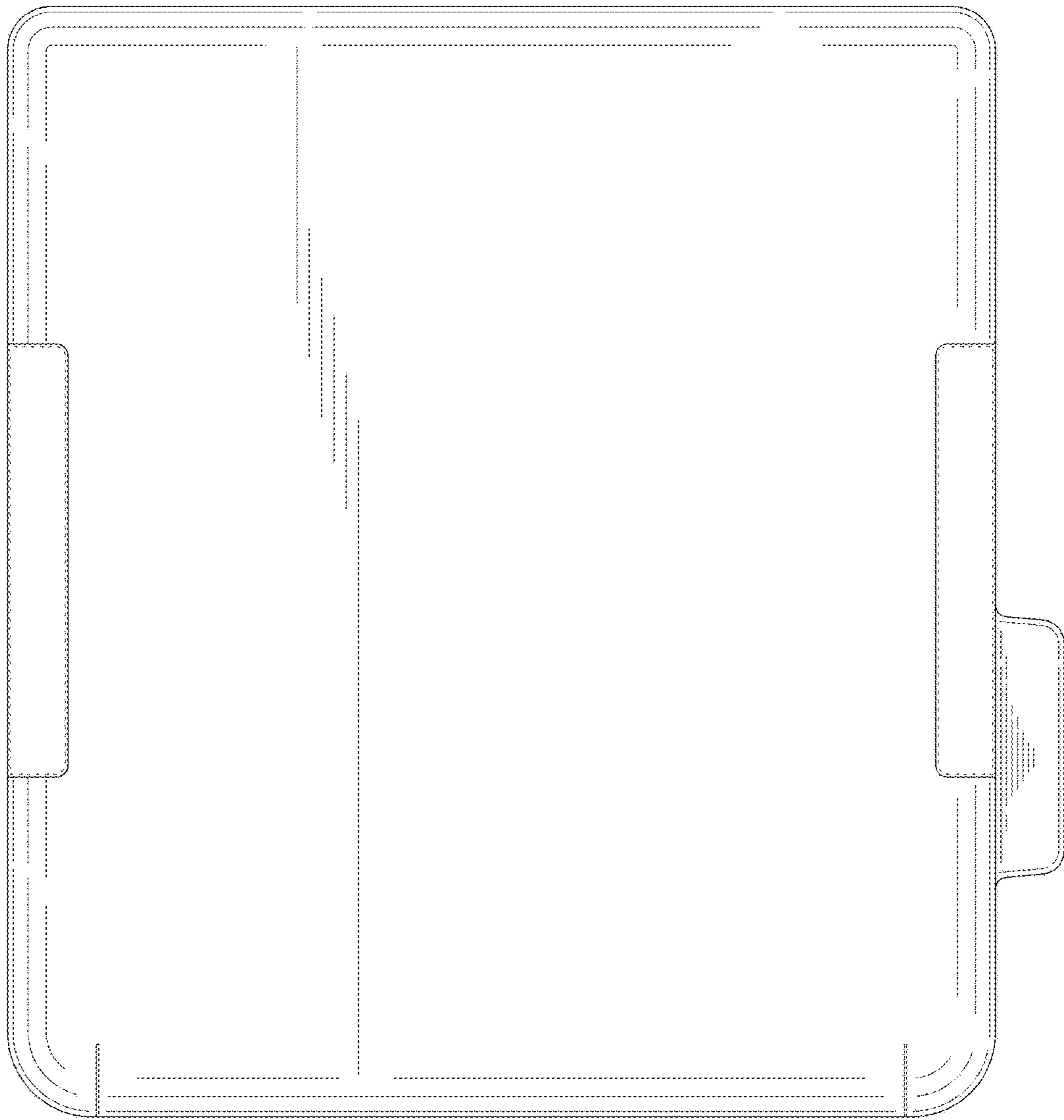


FIG. 7