



US00D826318S

(12) **United States Design Patent**
Brown et al.

(10) **Patent No.:** **US D826,318 S**

(45) **Date of Patent:** **** Aug. 21, 2018**

(54) **PRINTING MACHINE**

(71) Applicant: **XEROX CORPORATION**, Norwalk, CT (US)

(72) Inventors: **Donald A Brown**, Honeoye Falls, NY (US); **Hiroko Saito**, Kanagawa (JP); **Megumi Okubo**, Kanagawa (JP); **Ko Takeuchi**, Yokohama (JP); **Ohgi Kazuyuki**, Kanagawa (JP); **William T Clark, III**, Pittsford, NY (US)

(73) Assignee: **Xerox Corporation**, Norwalk, CT (US)

(**) Term: **15 Years**

(21) Appl. No.: **29/575,291**

(22) Filed: **Aug. 24, 2016**

(51) **LOC (11) Cl.** **18-02**

(52) **U.S. Cl.**
USPC **D18/50**

(58) **Field of Classification Search**
USPC D18/50, 36-37, 54-55, 54.1
CPC G06K 15/12; G06K 15/14; B41J 11/58;
B41J 15/042
See application file for complete search history.

(56) **References Cited**

U.S. PATENT DOCUMENTS

D639,847 S *	6/2011	Nakata	D18/50
D641,395 S *	7/2011	Park	D18/55
D641,398 S *	7/2011	Kim	D18/55
D647,132 S *	10/2011	Kim	D18/55
D653,704 S *	2/2012	Seki	D18/55
D696,717 S *	12/2013	Kim	D18/55

D697,964 S *	1/2014	Fukasawa	D18/55
D723,616 S *	3/2015	Nakagawa	D18/55
D749,169 S *	2/2016	Kil	D18/55
D749,170 S *	2/2016	Nakagawa	D18/55
D765,772 S *	9/2016	Clark, III	D18/55
D786,343 S *	5/2017	Kil	D18/55
D800,125 S *	10/2017	Yin	D14/422
D805,578 S *	12/2017	Mita	D18/55
D806,791 S *	1/2018	Tashima	D18/50
D809,593 S *	2/2018	Tashima	D18/50
D811,473 S *	2/2018	Brown	D18/50
2007/0196155 A1 *	8/2007	Asada	B41J 11/0025 400/624
2018/0060707 A1 *	3/2018	Yoshida	B65H 5/062

* cited by examiner

Primary Examiner — Robin V Webster

Assistant Examiner — James C Thorn, Sr.

(57) **CLAIM**


The ornamental design for a printing machine, as shown and described.

DESCRIPTION

FIG. 1 is a perspective view of a printing machine in accordance with the present invention;
FIG. 2 is a front view thereof;
FIG. 3 is a right side view thereof;
FIG. 4 is a rear view thereof;
FIG. 5 is a left side view thereof;
FIG. 6 is a top plan view thereof; and,
FIG. 7 is a bottom plan view thereof.

The broken lines in the drawings depict environmental subject matter, are for illustrative purposes only and form no part of the claimed design.

1 Claim, 7 Drawing Sheets






FIG. 1

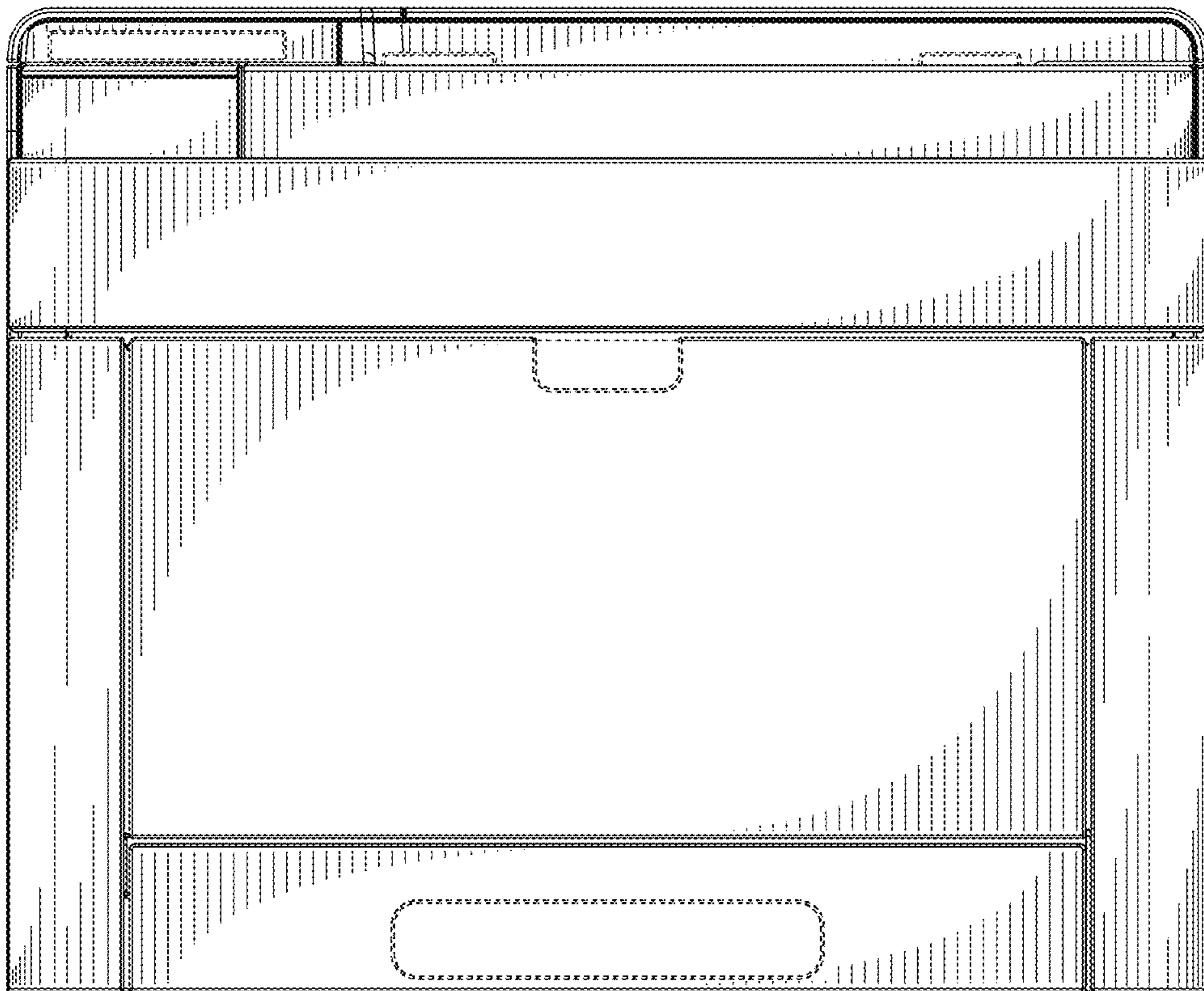


FIG. 2

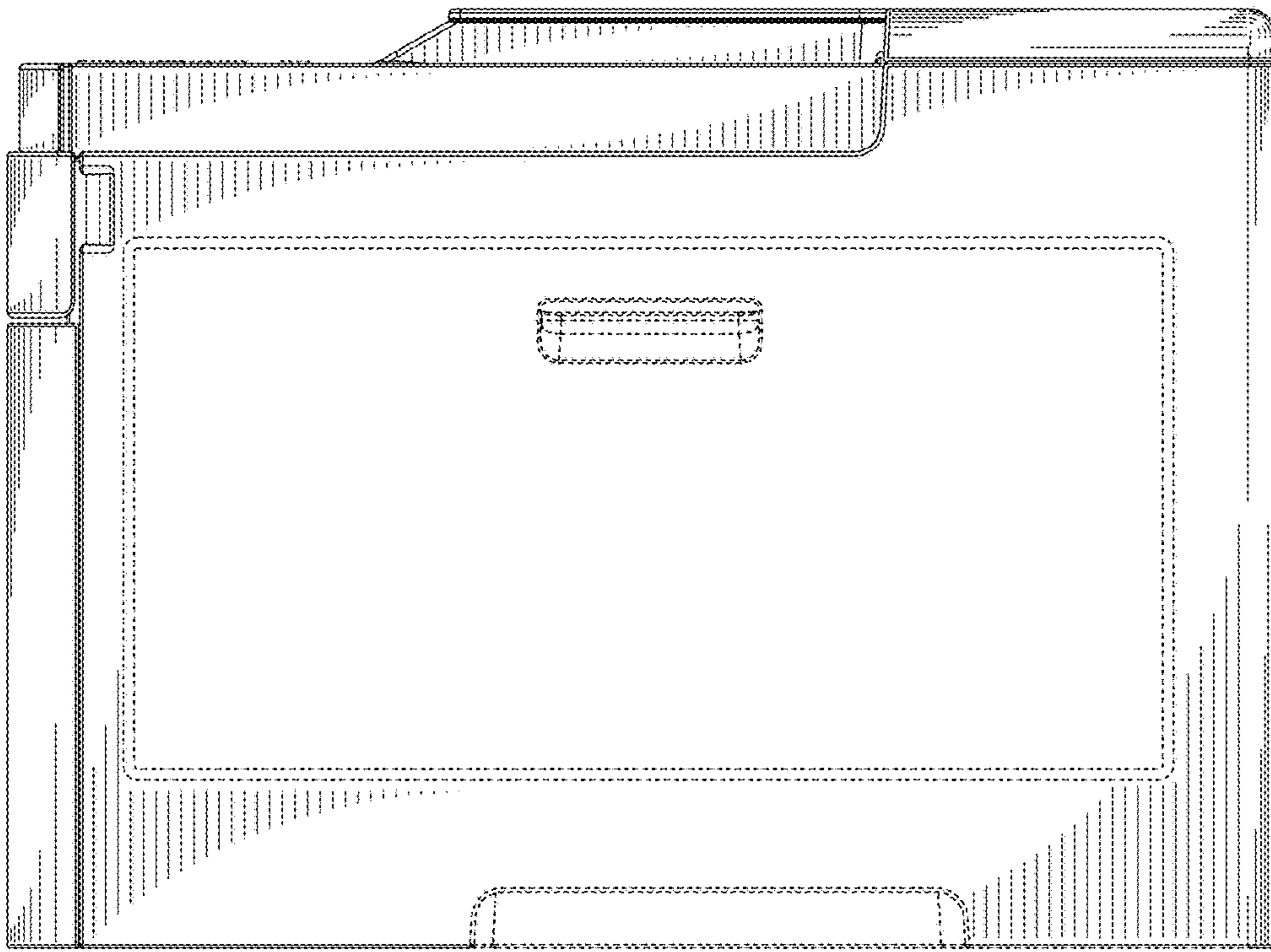


FIG. 3

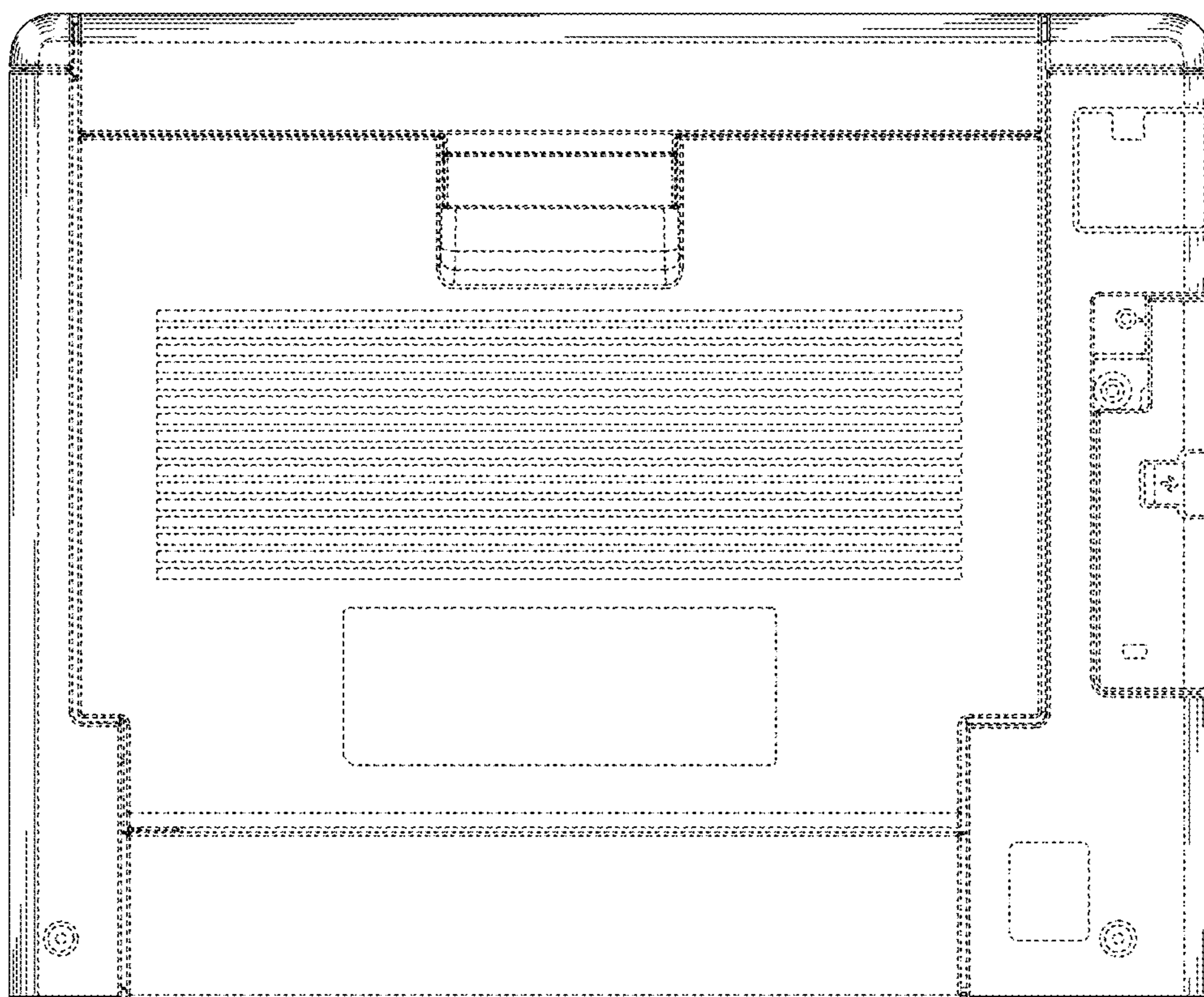


FIG. 4




FIG. 5

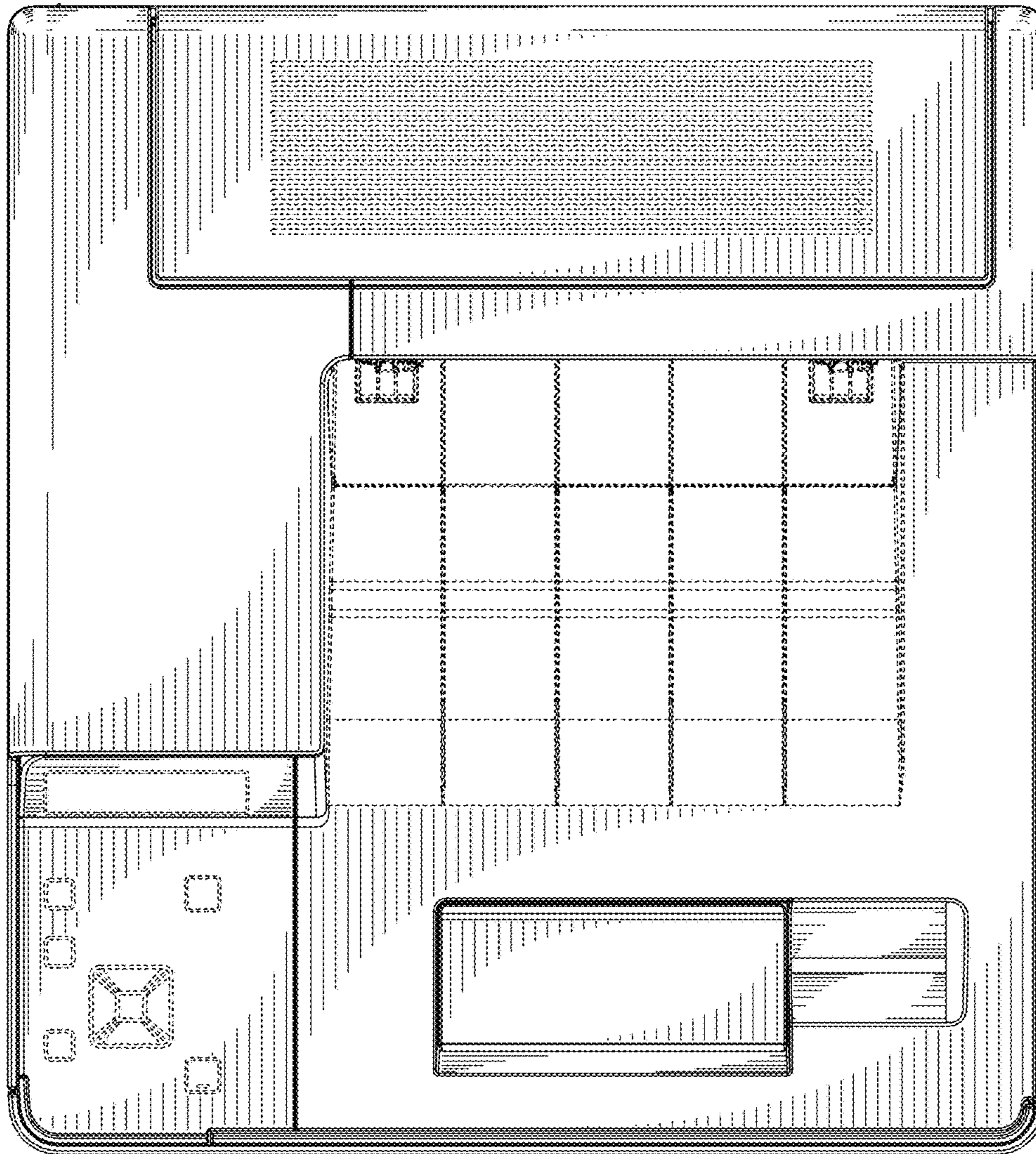


FIG. 6

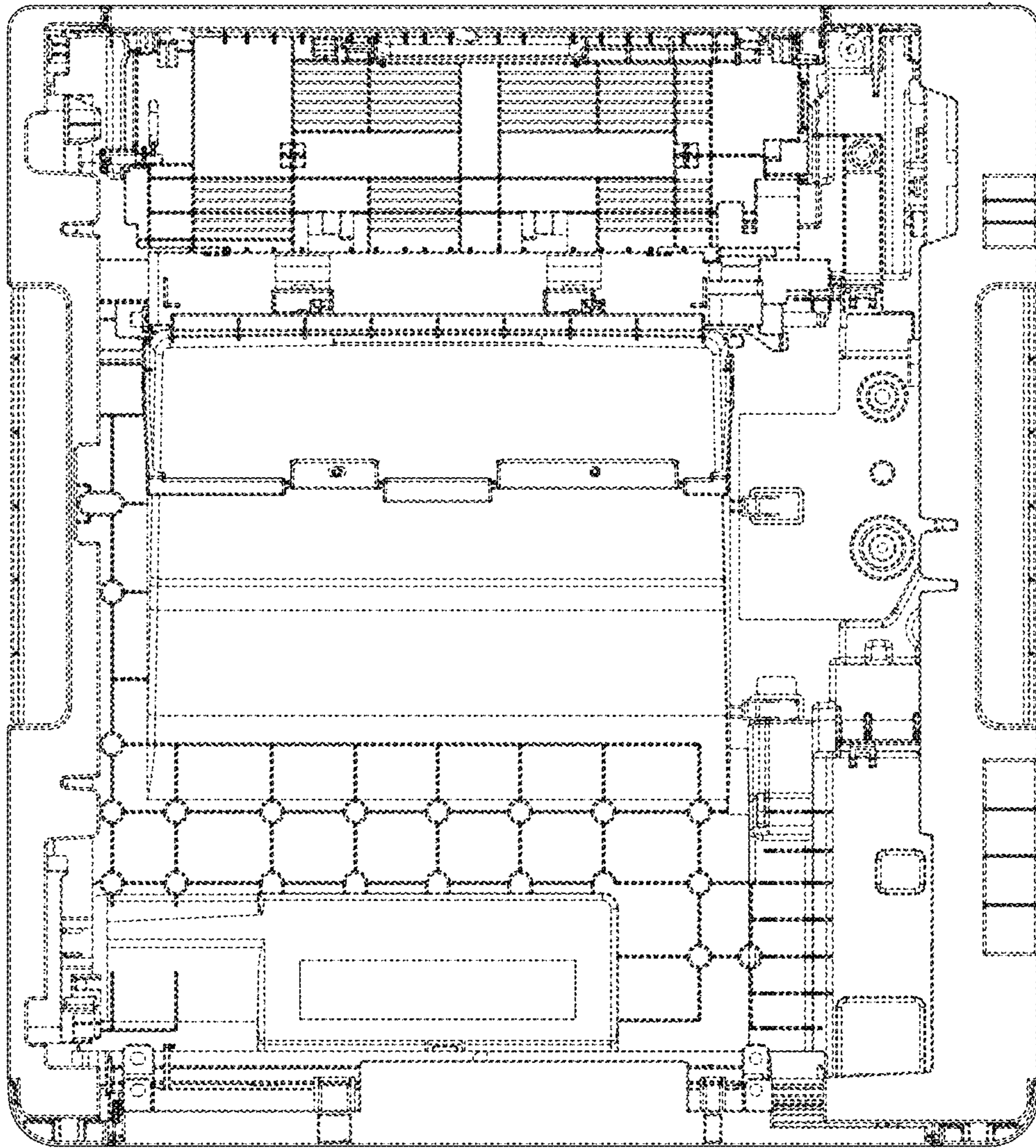


FIG. 7