



US00D826302S

(12) **United States Design Patent**  
**Tsukamoto et al.**

(10) **Patent No.:** **US D826,302 S**

(45) **Date of Patent:** **\*\* Aug. 21, 2018**

(54) **DELIVERY ROBOT**

(71) Applicant: **Mitsubishi Electric Corporation,**  
Tokyo (JP)

(72) Inventors: **Naoya Tsukamoto,** Tokyo (JP);  
**Shinichi Kato,** Tokyo (JP); **Hongkue Lee,**  
Tokyo (JP); **Hideto Iwamoto,** Tokyo (JP); **Ian Emerson Random,**  
Tokyo (JP)

(73) Assignee: **Mitsubishi Electric Corporation,**  
Tokyo (JP)

(\*\*) Term: **15 Years**

(21) Appl. No.: **29/605,685**

(22) Filed: **May 30, 2017**

(30) **Foreign Application Priority Data**

Nov. 30, 2016 (JP) ..... 2016-025965

(51) **LOC (11) Cl.** ..... **15-99**

(52) **U.S. Cl.**  
USPC ..... **D15/199**

(58) **Field of Classification Search**  
USPC ..... D15/199; D21/578-583, 621, 622  
CPC ..... B25J 5/007; B25J 11/008; G05D 1/0214;  
Y10S 901/01

See application file for complete search history.

(56) **References Cited**

**U.S. PATENT DOCUMENTS**

D273,892 S *	5/1984	Fenne	.....	D24/158
D293,324 S *	12/1987	Gotou	.....	D15/122
D298,834 S *	12/1988	Jones	.....	D15/122
D307,028 S *	4/1990	Booker	.....	D15/199
D315,207 S *	3/1991	Korvenmaa	.....	D24/158
5,131,706 A *	7/1992	Appleberry	.....	B23Q 3/1554 294/119.1

D452,517 S *	12/2001	Kawaguchi	.....	D15/199
6,786,896 B1 *	9/2004	Madhani	.....	A61B 19/2203 128/898
D503,943 S *	4/2005	Kawaguchi	.....	D15/199
D572,739 S *	7/2008	Jennings	.....	D15/199
D627,376 S *	11/2010	Mizutani	.....	D15/143
D645,488 S *	9/2011	Miyake	.....	D15/199
D675,656 S *	2/2013	Sutherland	.....	D15/199
D711,061 S *	8/2014	Chen	.....	D34/29
D712,448 S *	9/2014	Kasahara	.....	D15/199
D713,036 S *	9/2014	Sul	.....	D24/158
D714,941 S *	10/2014	Kim	.....	D24/158
D718,160 S *	11/2014	Shimano	.....	D10/65
D724,738 S *	3/2015	Dorris	.....	D24/158
D735,863 S *	8/2015	Doerre	.....	D24/158
D767,139 S *	9/2016	Liu	.....	D24/158
D767,765 S *	9/2016	Lin	.....	D24/158
D778,276 S *	2/2017	Berini	.....	D14/307
D800,199 S *	10/2017	Yang	.....	D15/199

(Continued)

*Primary Examiner* — Patricia A Palasik

(74) *Attorney, Agent, or Firm* — Studebaker & Brackett  
PC

(57) **CLAIM**

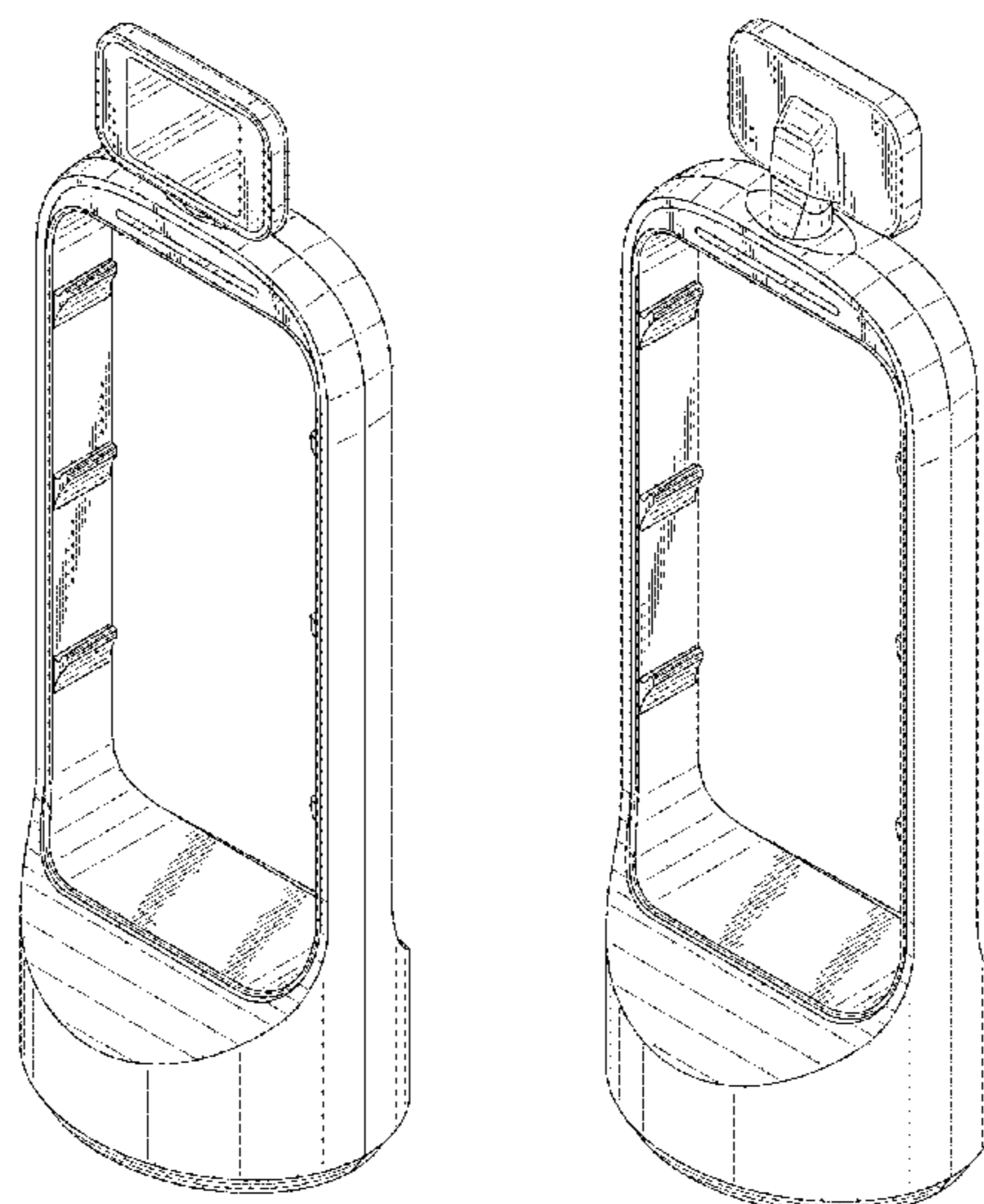
The ornamental design for a delivery robot, as shown and described.

**DESCRIPTION**

FIG. 1 is a front side perspective view of a delivery robot showing our new design;  
FIG. 2 is a rear side perspective view thereof;  
FIG. 3 is a front view thereof;  
FIG. 4 is a rear view thereof;  
FIG. 5 is a top view thereof;  
FIG. 6 is a bottom view thereof;  
FIG. 7 is a right side view thereof; and,  
FIG. 8 is a left side view thereof.

The broken lines shown represent unclaimed environmental subject matter of the delivery robot and form no part of the claimed design.

**1 Claim, 8 Drawing Sheets**



(56)

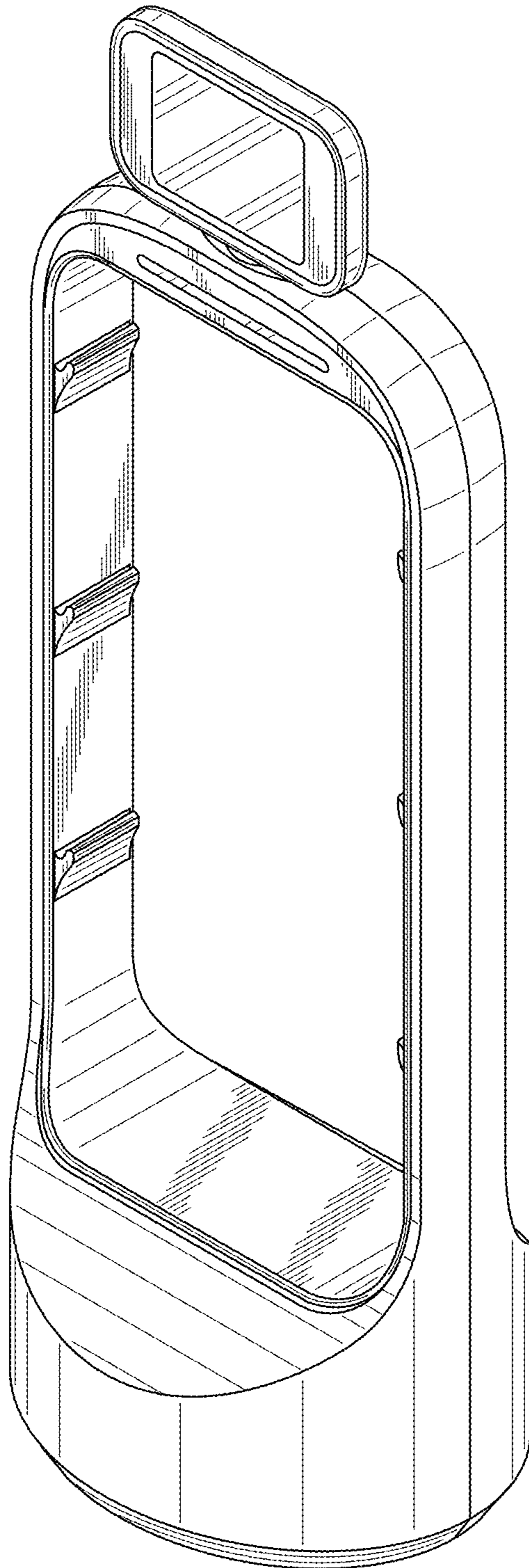
**References Cited**

U.S. PATENT DOCUMENTS

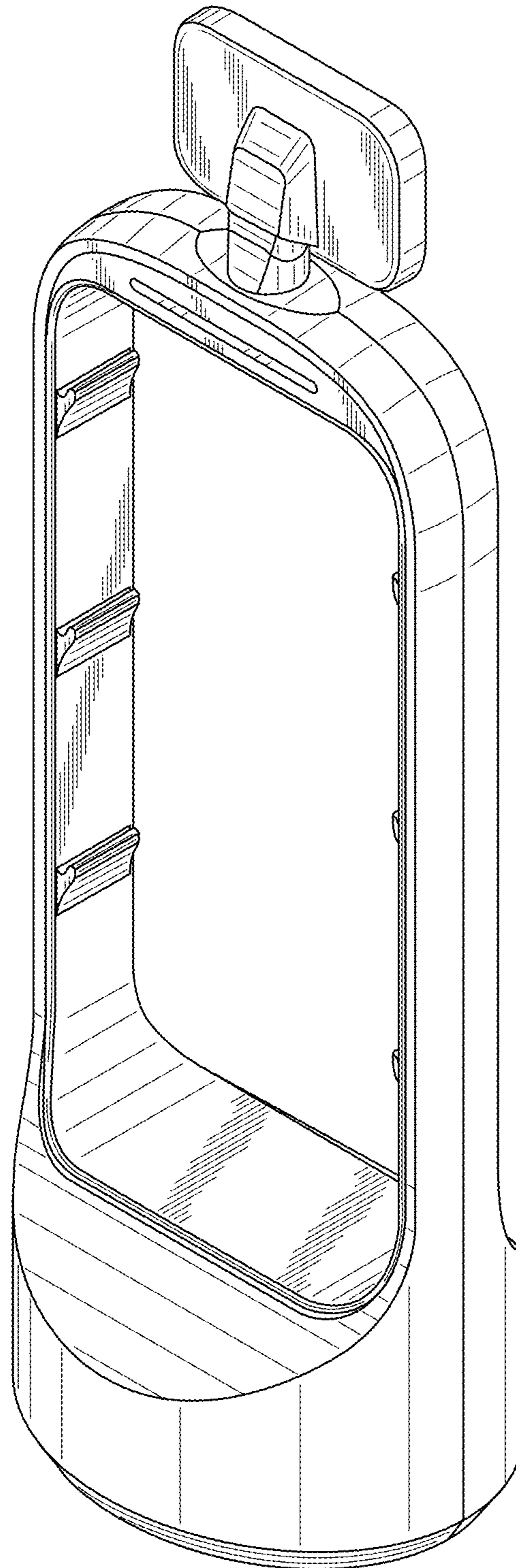
D802,040 S \* 11/2017 Canoso ..... D15/199  
D810,801 S \* 2/2018 Hsu ..... D15/199  
2011/0147103 A1\* 6/2011 Alfayad ..... B25J 17/0283  
180/8.5  
2012/0061155 A1\* 3/2012 Berger ..... B25J 5/007  
180/21  
2014/0097306 A1\* 4/2014 Hale ..... F16M 13/022  
248/122.1  
2014/0210224 A1\* 7/2014 Hashimoto ..... H01L 21/67742  
294/213  
2016/0059408 A1\* 3/2016 Isobe ..... B25J 5/007  
700/253  
2016/0107317 A1\* 4/2016 Hashimoto ..... B25J 9/042  
414/744.2  
2017/0225336 A1\* 8/2017 Deyle ..... G08B 13/196  
2018/0042682 A1\* 2/2018 Iceman ..... A61B 34/20  
2018/0043542 A1\* 2/2018 Mascorro Medina . B25J 11/008

\* cited by examiner


**FIG. 1**




**FIG. 2**



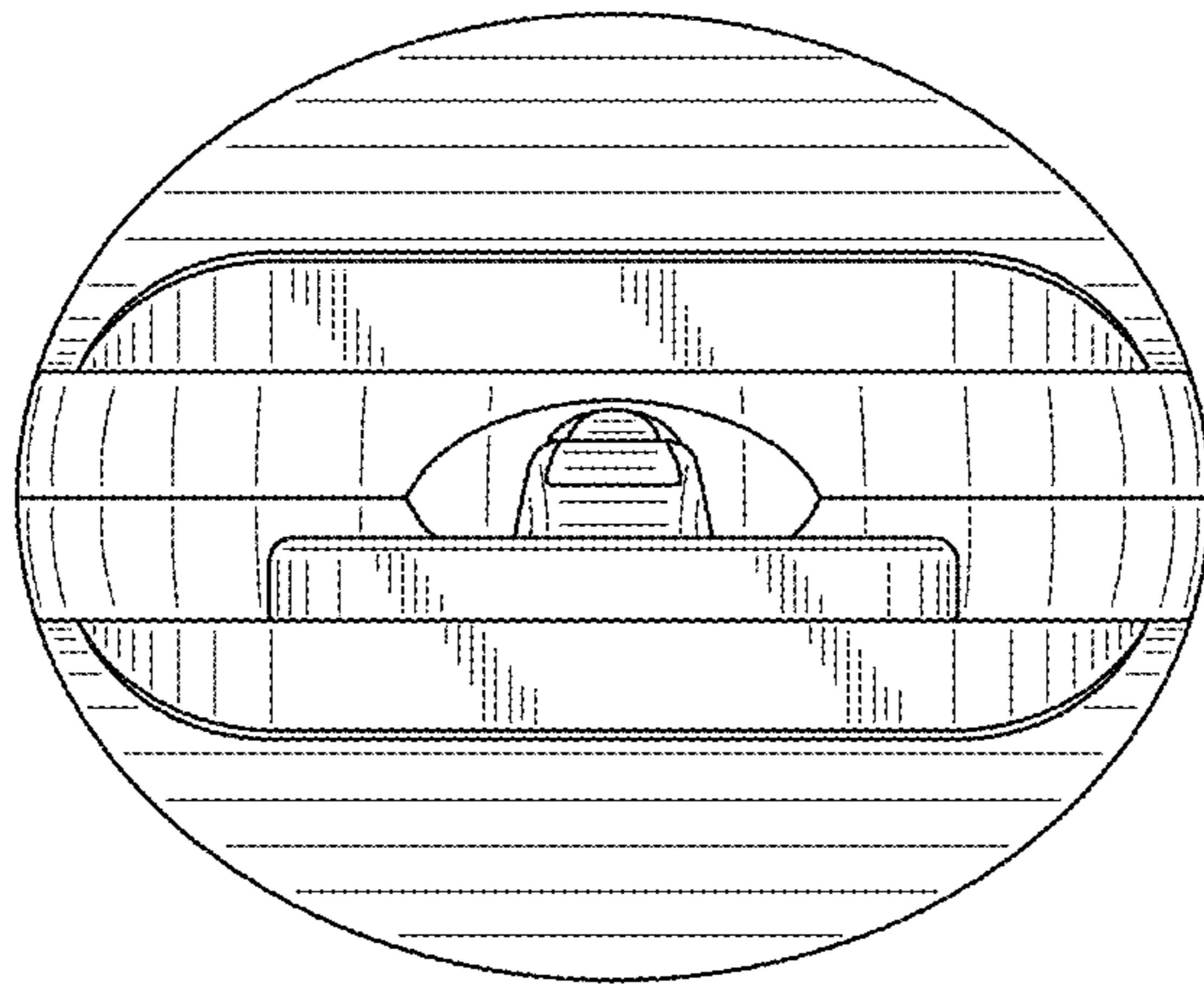
**FIG. 3**



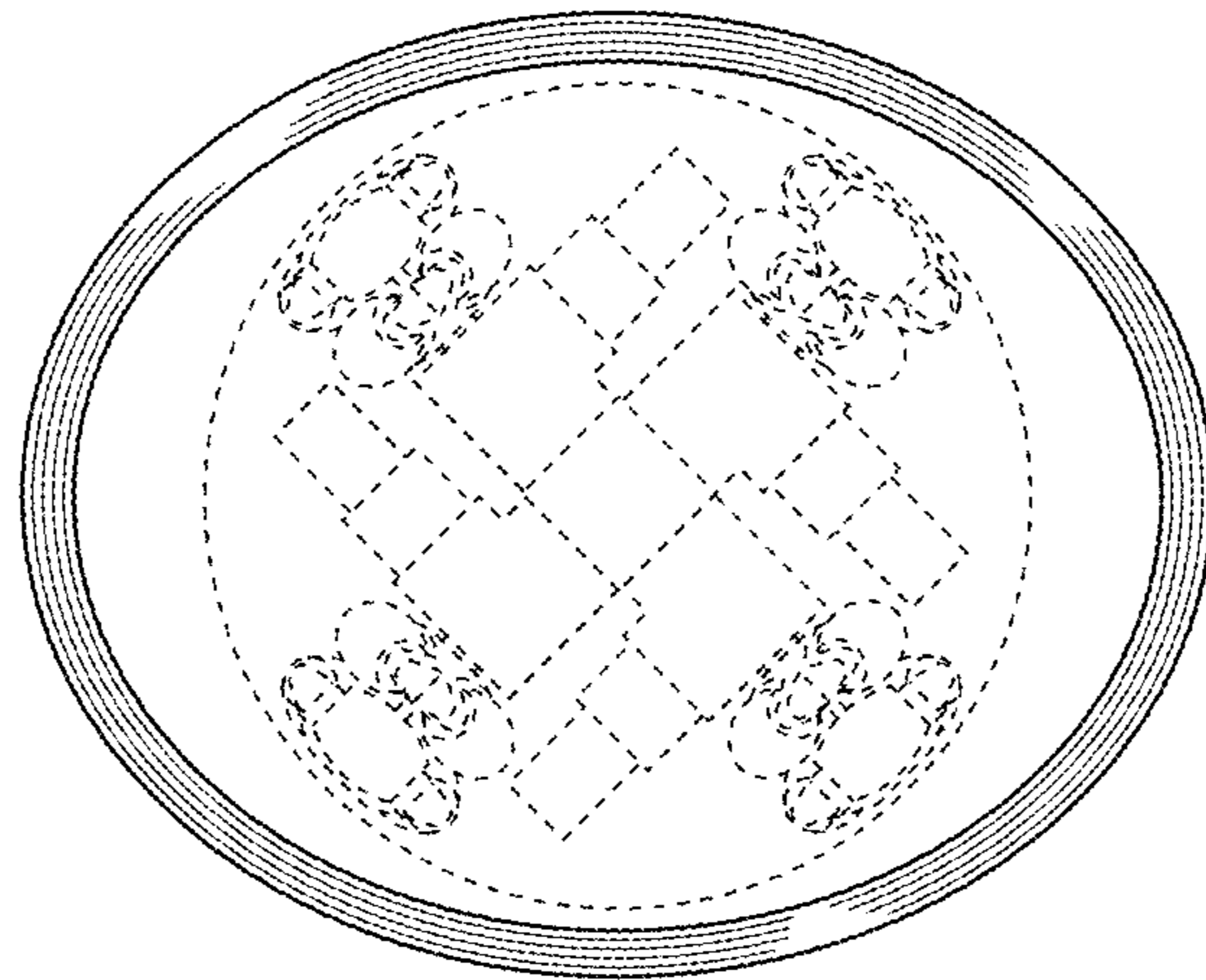
**FIG. 4**



***FIG. 5***

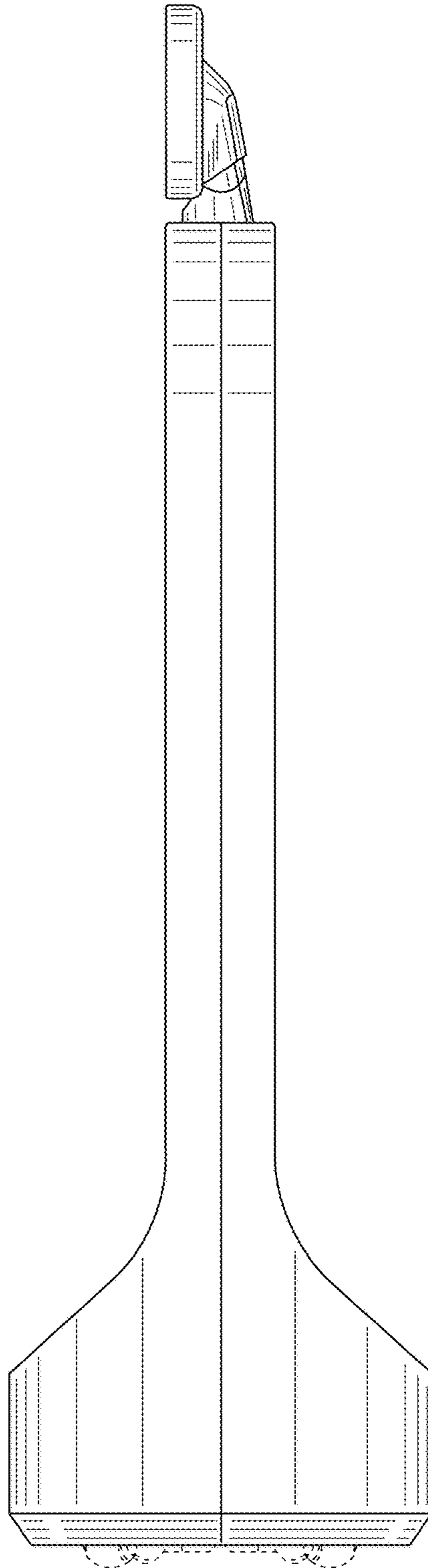


***FIG. 6***





**FIG. 7**



*FIG. 8*

