



US00D826289S

(12) **United States Design Patent** (10) **Patent No.:** **US D826,289 S**  
**Resch** (45) **Date of Patent:** **\*\* Aug. 21, 2018**

(54) **REFRIGERATING APPARATUS**

(71) Applicant: **AHT COOLING SYSTEMS GMBH,**  
Rottenmann (AT)

(72) Inventor: **Reinhold Resch,** St. Peter (AT)

(73) Assignee: **AHT COOLING SYSTEMS GMBH,**  
Rottenmann (AT)

(\*\*) Term: **15 Years**

(21) Appl. No.: **29/596,979**

(22) Filed: **Mar. 13, 2017**

(30) **Foreign Application Priority Data**

Mar. 2, 2017 (EP) ..... 003780683

(51) **LOC (11) Cl.** ..... **15-07**

(52) **U.S. Cl.**  
USPC ..... **D15/79**

(58) **Field of Classification Search**

USPC ..... D15/79-91  
 CPC .. F25D 11/00; F25D 17/065; F25D 2325/022;  
 F25D 23/069; F25D 25/025; F25D 11/02;  
 F25D 17/062; F25D 21/12; F25D 21/125;  
 F25D 21/14; F25D 2317/061; F25D  
 2317/067; F25D 2323/021; F25D  
 2323/024; F25D 23/028; F25D 23/04;  
 F25D 23/066; F25D 23/085; F25D  
 23/087; F25D 23/126; F25D 2400/02;  
 F25D 2400/06; F25D 2400/361; F25D  
 2400/40; F25D 25/005; F25D 25/02;  
 F25D 2600/02; F25D 2700/02; F25D  
 2700/12; F25D 2700/121; F25D 2700/14;  
 F25D 29/00

See application file for complete search history.

(56) **References Cited**

U.S. PATENT DOCUMENTS

D477,617 S *	7/2003	Resch	.....	D15/83
D678,364 S *	3/2013	Resch	.....	D15/83
D697,951 S *	1/2014	Resch	.....	D15/83
D697,952 S *	1/2014	Resch	.....	D15/83
D752,118 S *	3/2016	Resch	.....	D15/79
D752,119 S *	3/2016	Resch	.....	D15/79
D752,120 S *	3/2016	Resch	.....	D15/79
D768,733 S *	10/2016	Resch	.....	D15/83

\* cited by examiner

*Primary Examiner* — Ian Simmons

*Assistant Examiner* — Khawaja Anwar

(74) *Attorney, Agent, or Firm* — Hogan Lovells US LLP

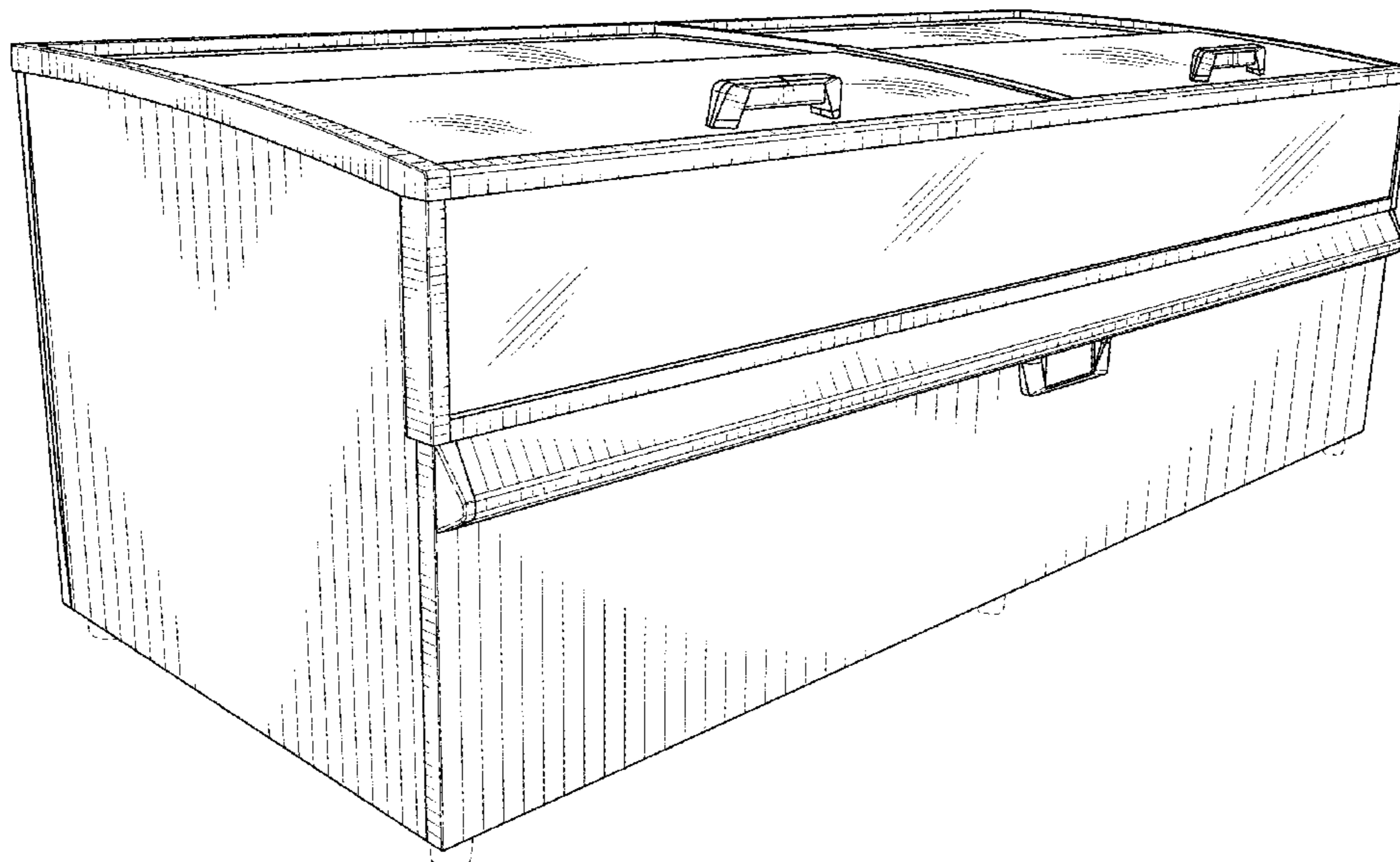
(57) **CLAIM**

The ornamental design for a refrigerating apparatus, as shown and described.

**DESCRIPTION**

FIG. 1 is a perspective view of a refrigerating apparatus showing the design;  
 FIG. 2 is a front view thereof;  
 FIG. 3 is a back view thereof;  
 FIG. 4 is a right side view thereof;  
 FIG. 5 is a left side view thereof;  
 FIG. 6 is a top view thereof; and,  
 FIG. 7 is a bottom view thereof.  
 The broken lines shown in the drawings represent unclaimed portions of the refrigerating apparatus and form no part of the claimed design.

**1 Claim, 6 Drawing Sheets**



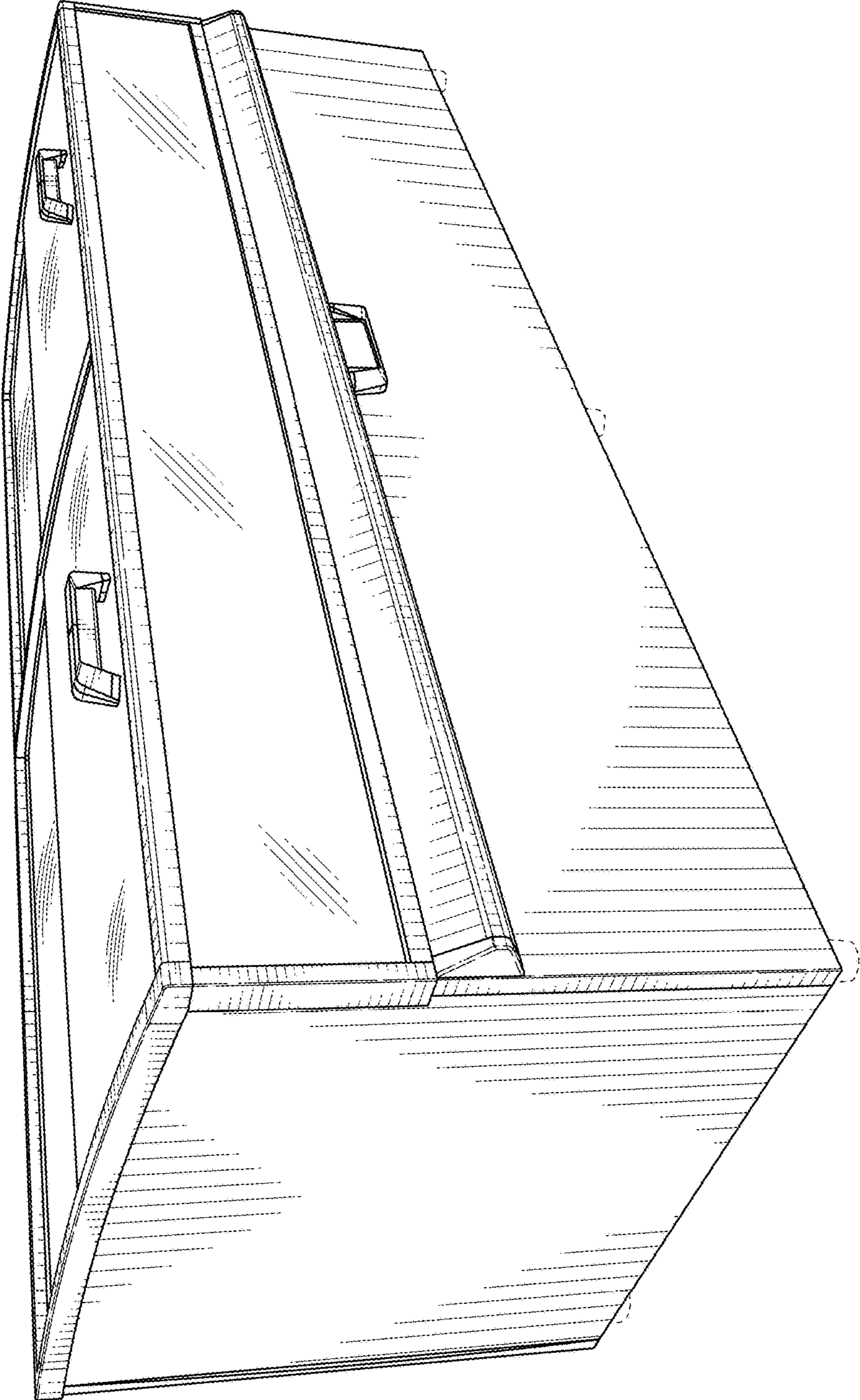


FIG. 1

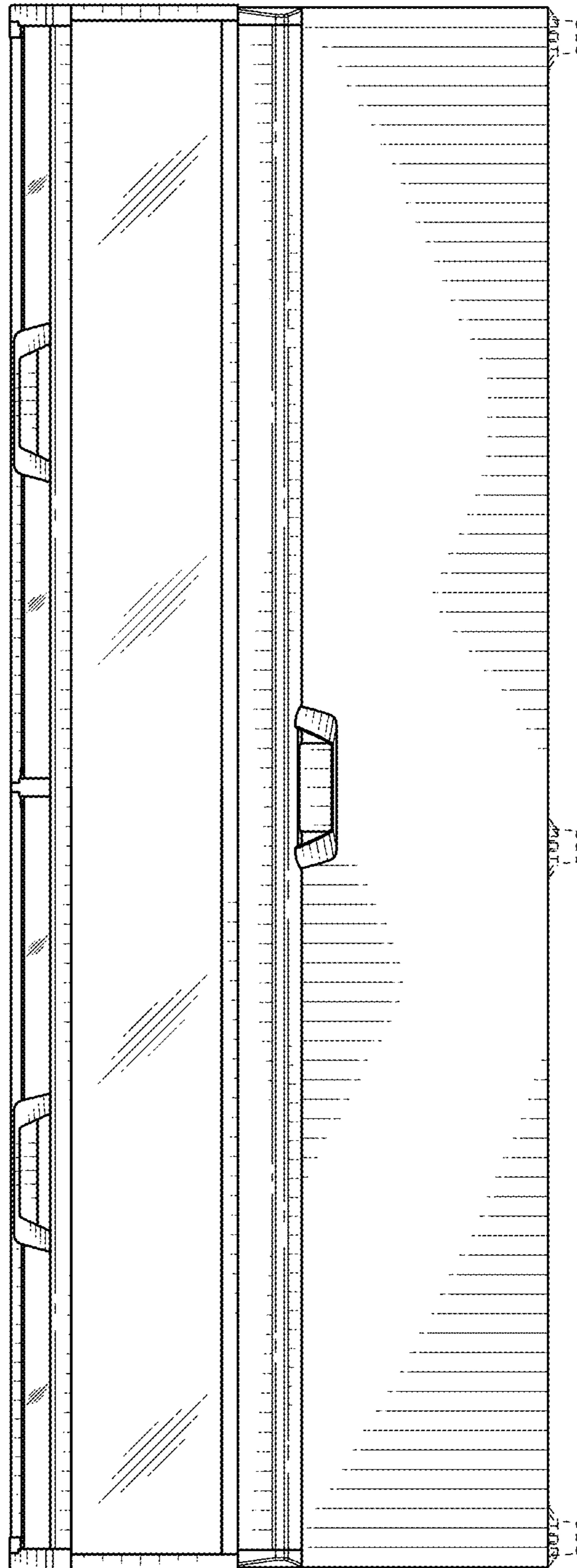


FIG. 2

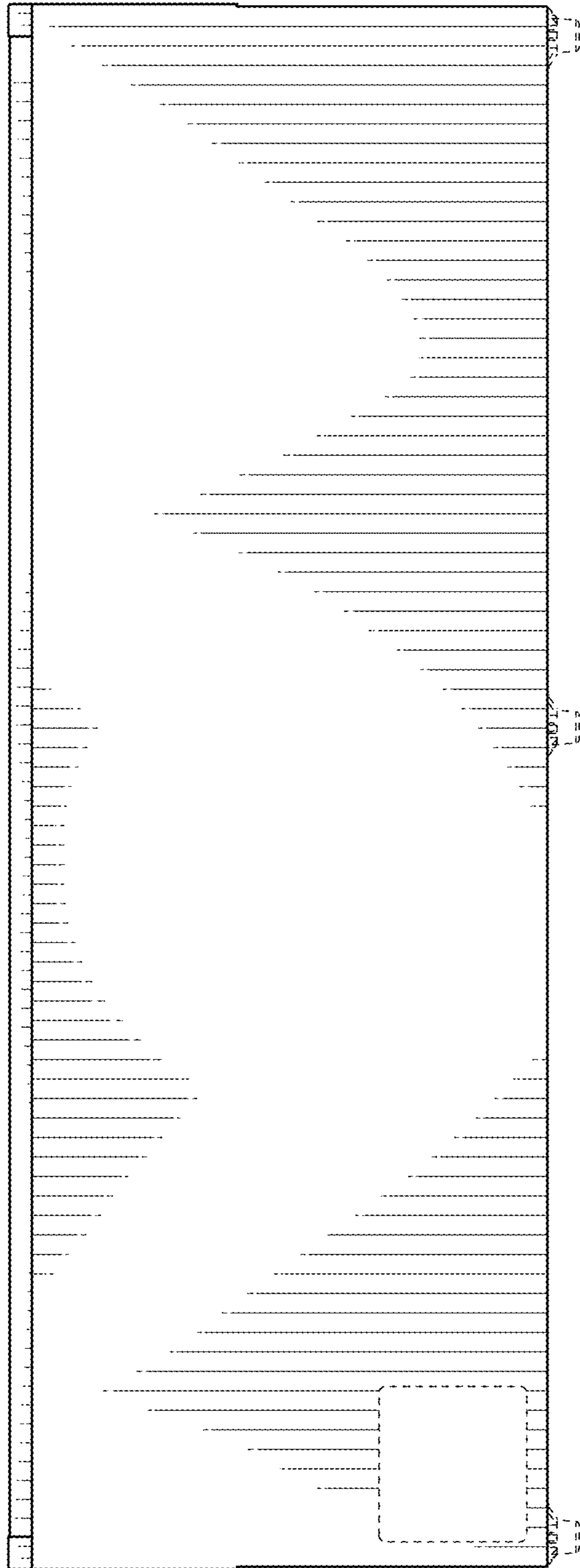


FIG. 3

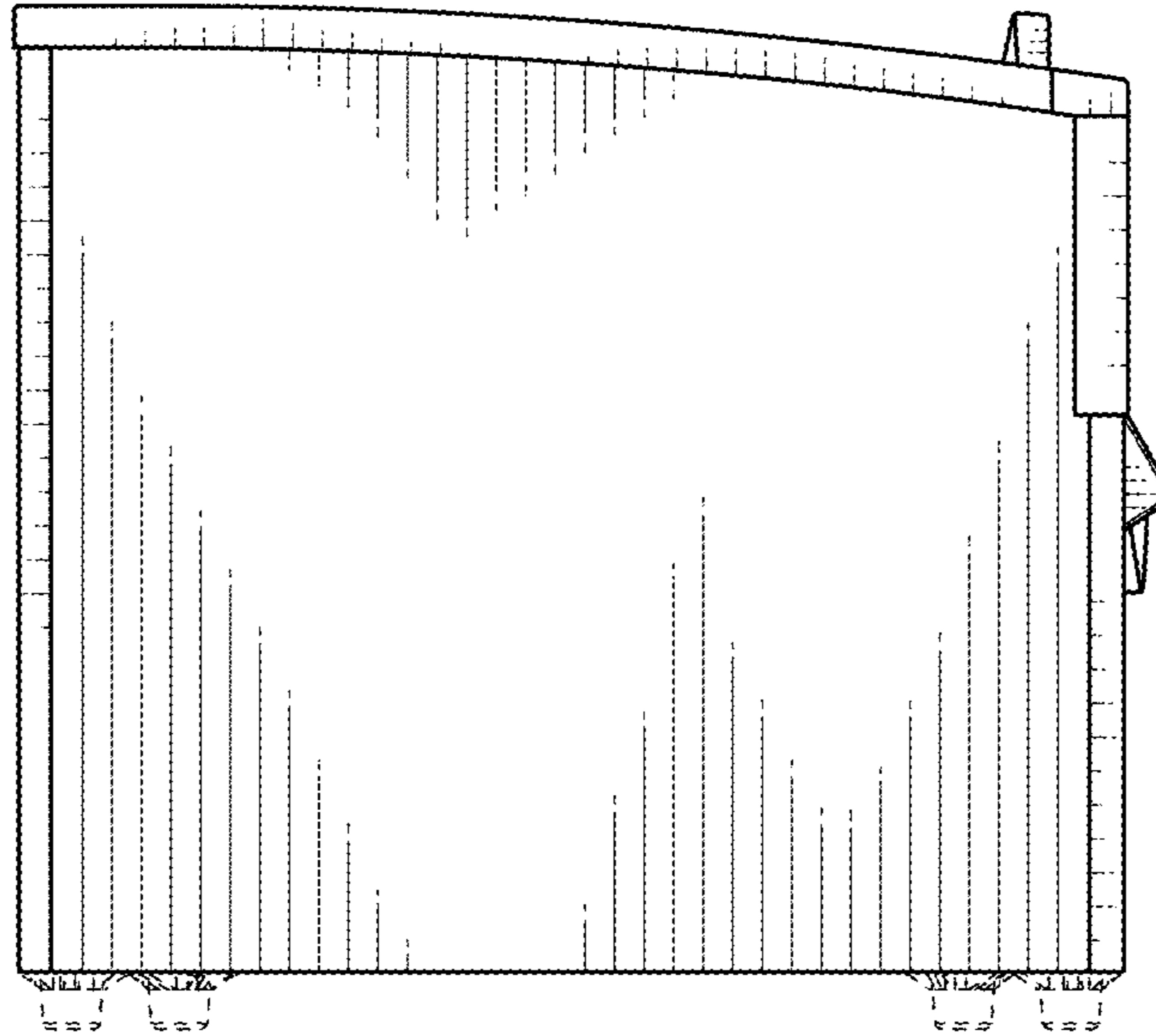


FIG. 4

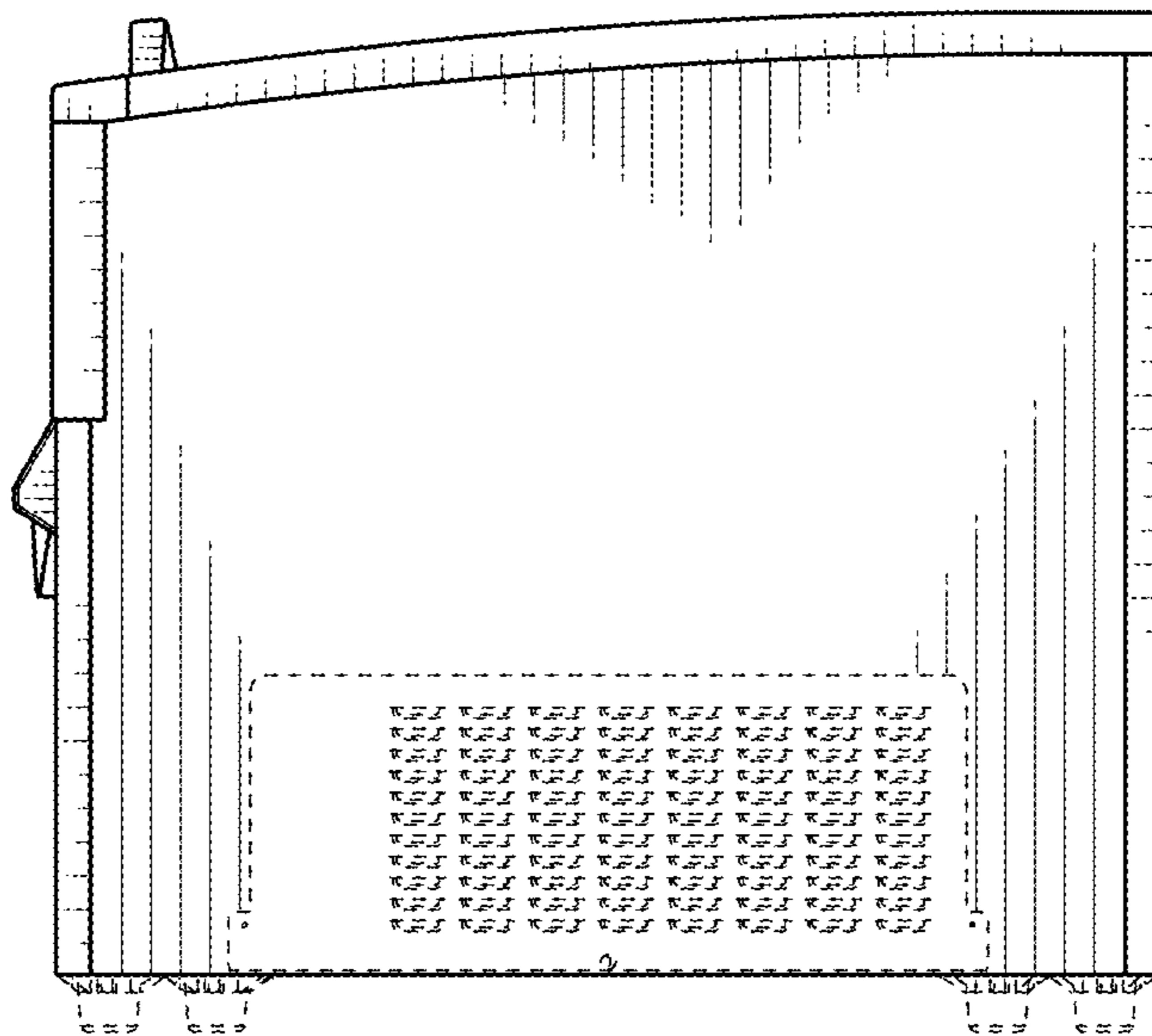


FIG. 5

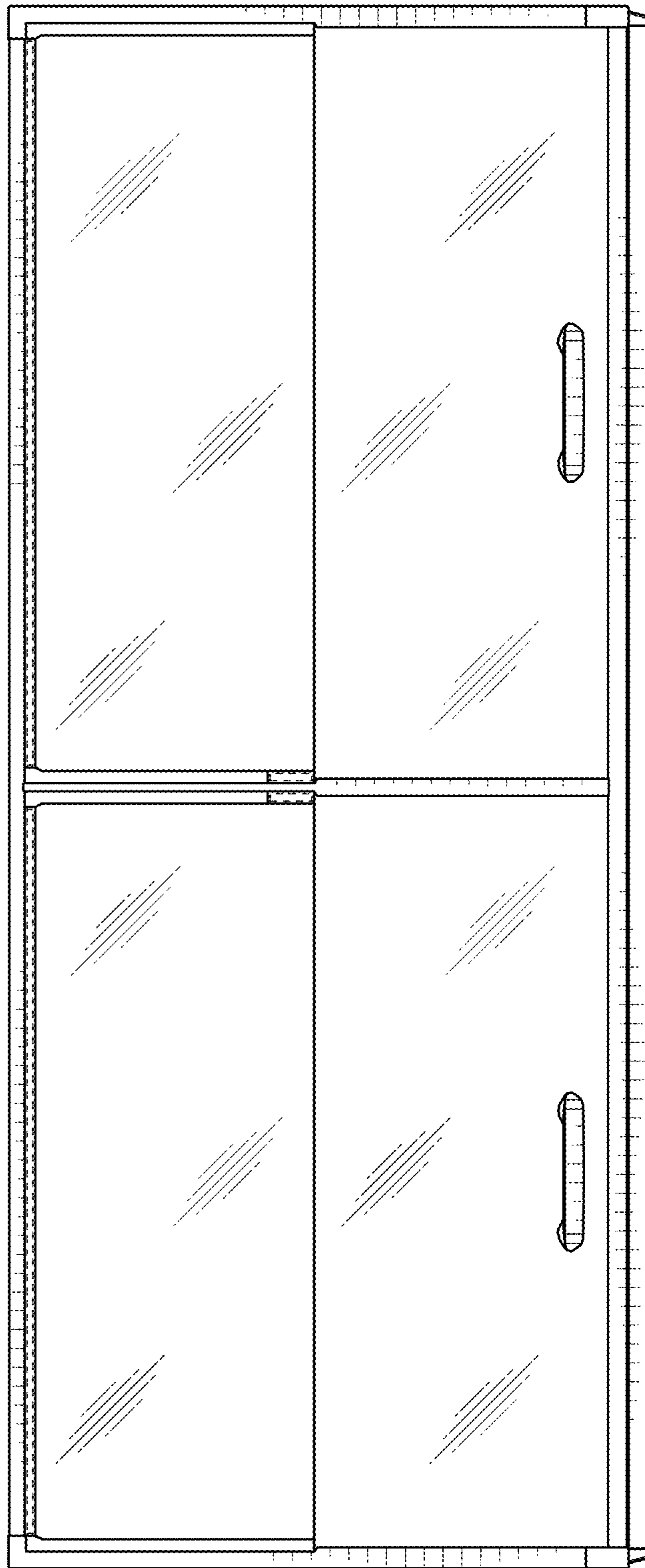


FIG. 6




FIG. 7