

US00D826218S

(12) **United States Design Patent** (10) **Patent No.:** **US D826,218 S**
Hong (45) **Date of Patent:** **** Aug. 21, 2018**

(54) **MICROPHONE** D199,398 S * 10/1964 Freeman D14/227
3,153,123 A * 10/1964 Harman H04R 1/08
248/414

(71) Applicant: **Coolcold Technology (Shenzhen) Co., Ltd.**, Shenzhen, Guangdong (CN) 3,201,530 A * 8/1965 Levy H04R 1/08
381/122

(72) Inventor: **Songliang Hong**, Guangdong (CN) D209,515 S * 12/1967 Thomsen D14/228
D220,015 S * 2/1971 Schremmer D6/681
D220,108 S * 3/1971 Van De Poel D14/228
3,573,401 A * 4/1971 Lininger H04R 1/08
248/121

(**) Term: **15 Years** 3,718,862 A * 2/1973 Norris H04B 5/06
455/117

(21) Appl. No.: **29/606,962** D233,669 S * 11/1974 Plice D14/228
3,934,100 A * 1/1976 Harada A61B 7/00
181/135

(22) Filed: **Jun. 8, 2017** D247,707 S * 4/1978 Armstrong D14/228
4,344,184 A * 8/1982 Edwards H04B 1/04
343/702

(51) **LOC (11) Cl.** **14-01** D296,100 S * 6/1988 Kubota D14/228
D296,435 S * 6/1988 Kubota D14/228
D300,821 S * 4/1989 Kubota D14/228

(52) **U.S. Cl.** **D14/227** (Continued)

(58) **Field of Classification Search**
USPC D14/227, 225–226, 228–229; D21/513;
446/416; D13/168, 184; D23/378, 411;
D6/673, 701; 379/433.01, 420.01,
379/433.11; 381/359, 360, 361–363,
381/365–366, 355, 375, 168, 169, 155,
381/111, 113, 95.1; 181/158; 248/159,
248/676; 211/166; 403/327
CPC . H04R 1/02; H04R 25/00; H04R 3/00; H04R
1/20; H04R 19/04; H05K 5/00; H05K
5/02; H04B 1/034
See application file for complete search history.

Primary Examiner — Paula Allen Greene

(57) **CLAIM**

The ornamental design for a microphone, as shown and described.

(56) **References Cited**

U.S. PATENT DOCUMENTS

1,719,098 A * 7/1929 Carmichael F21V 21/02
248/159

D150,458 S * 8/1948 Pike D14/227

2,504,307 A * 4/1950 Dalton H04M 1/03
200/302.1

2,532,173 A * 11/1950 Lewis H04R 1/08
248/413

2,567,875 A * 9/1951 Carrington H04R 1/083
181/242

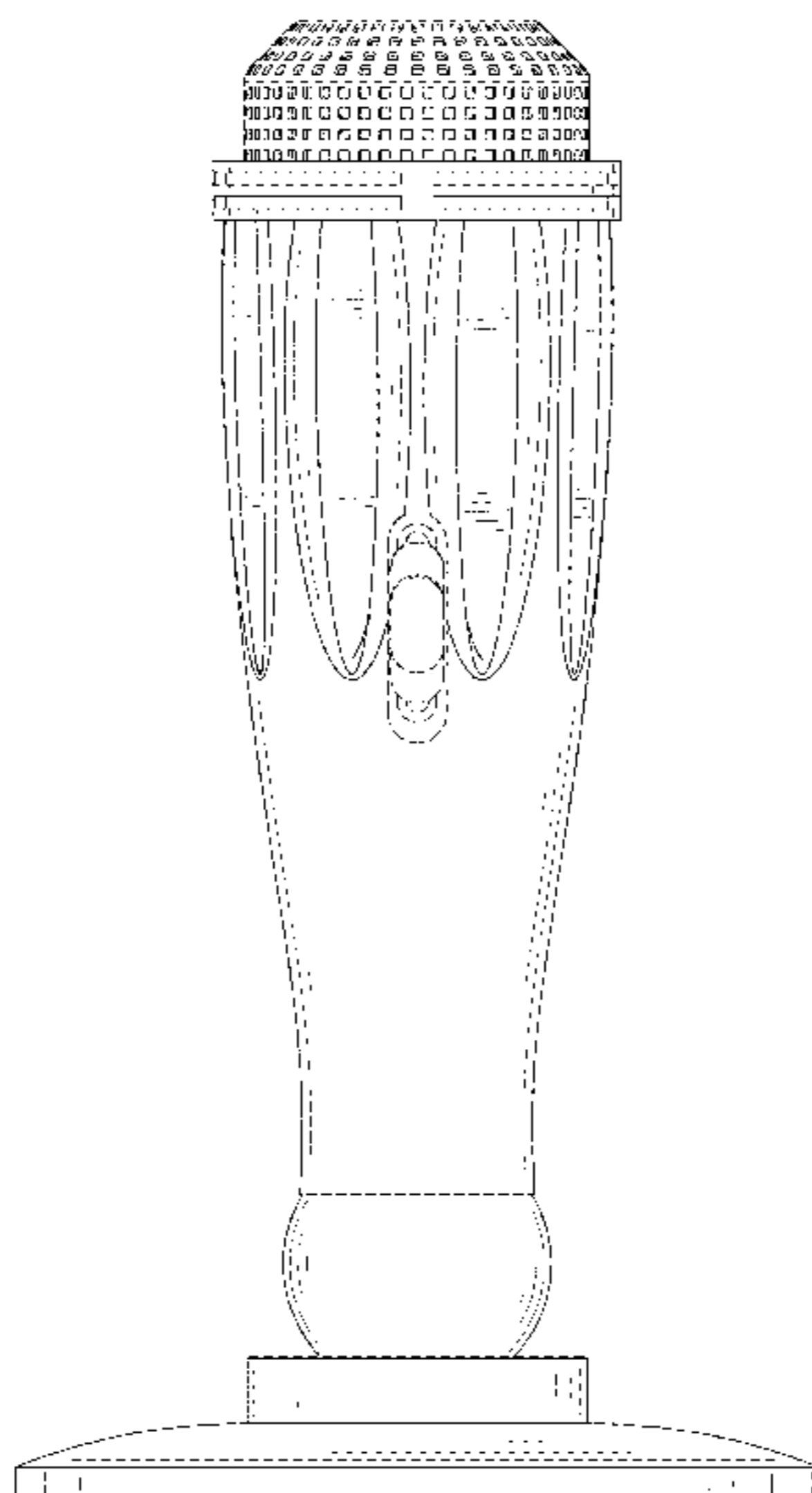
2,773,933 A * 12/1956 Hawley H04R 1/406
181/158

D185,712 S * 7/1959 Kamp D14/225

DESCRIPTION

FIG. 1 is a perspective view of a microphone showing my new design;
FIG. 2 is a front elevational view thereof;
FIG. 3 is a rear elevational view thereof;
FIG. 4 is a left side view thereof;
FIG. 5 is a right side view thereof;
FIG. 6 is a top plan view thereof; and,
FIG. 7 is a bottom plan view thereof.
The broken lines in the drawings illustrate portions of the microphone which form no part of the claimed design.

1 Claim, 7 Drawing Sheets



(56)

References Cited

U.S. PATENT DOCUMENTS

D300,822 S *	4/1989	Kubota	D14/228	D504,678 S *	5/2005	Ruhrig	D14/228
D302,819 S *	8/1989	Kubota	D14/225	D531,171 S *	10/2006	Gustafson	D14/228
4,910,795 A *	3/1990	McCowen	H04R 1/04 381/355	D563,396 S *	3/2008	Probst	D14/228
5,285,024 A *	2/1994	Rosander	H04R 1/08 181/158	D589,029 S *	3/2009	Lee	D14/207
5,675,660 A *	10/1997	Townsend	H04R 1/086 381/189	D603,844 S *	11/2009	Blanchard	D14/205
5,742,697 A *	4/1998	Ching-Chung	H04R 1/083 381/355	D607,441 S *	1/2010	Yamakawa	D14/225
D407,407 S *	3/1999	Okon	D14/228	D623,631 S *	9/2010	Kung	D14/228
5,893,541 A *	4/1999	Michaelson	F16M 11/041 248/158	7,889,882 B2 *	2/2011	Marshall	H04R 19/04 381/113
D439,892 S *	4/2001	Tal	D14/149	D691,125 S *	10/2013	Cheon	D14/253
D449,042 S *	10/2001	Chung	D14/228	8,588,452 B2 *	11/2013	Matsui	H04R 1/086 381/355
D479,227 S *	9/2003	Marshall	D14/228	D719,140 S *	12/2014	Sanhui	D14/225
D479,837 S *	9/2003	Sundquist	D14/228	D746,269 S *	12/2015	Chen	D14/227
					D760,203 S *	6/2016	Wise	D14/227
					D760,204 S *	6/2016	Wise	D14/227
					D760,704 S *	7/2016	Wise	D14/227
					D771,022 S *	11/2016	Miller	D14/225
					D781,268 S *	3/2017	Magi	D14/223
					9,883,270 B2 *	1/2018	Lim	H04R 1/086

* cited by examiner

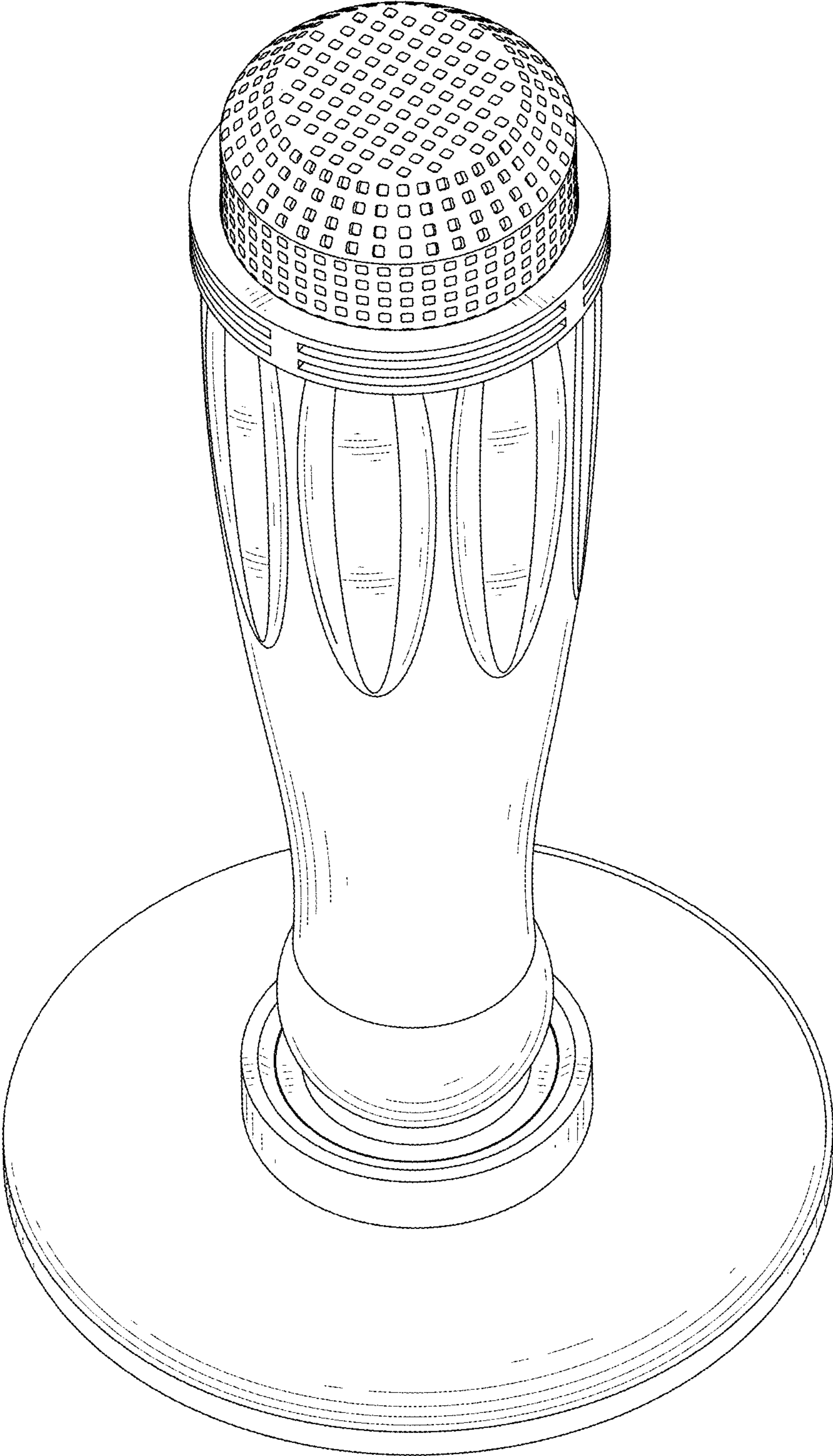


FIG. 1

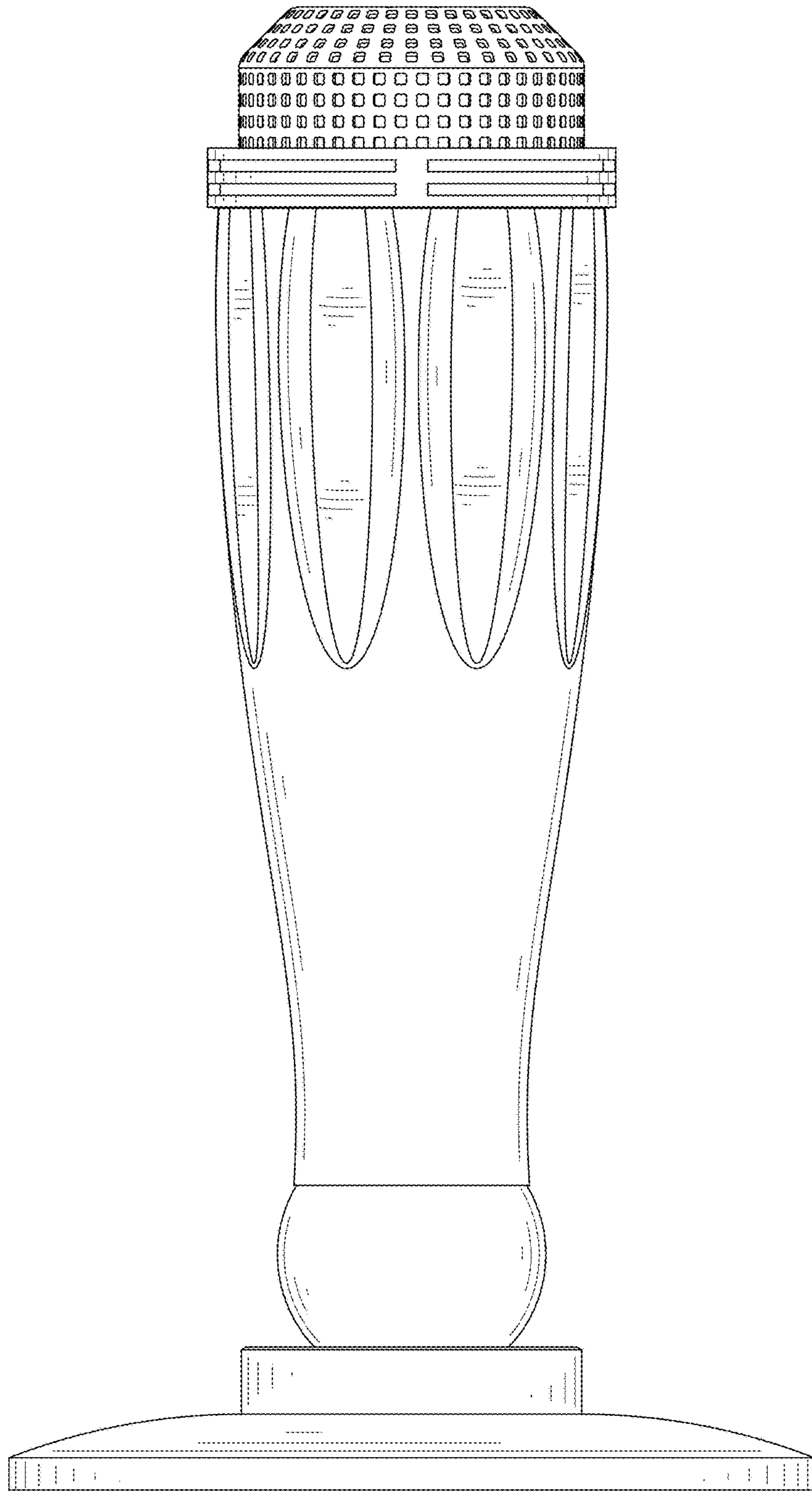


FIG. 2

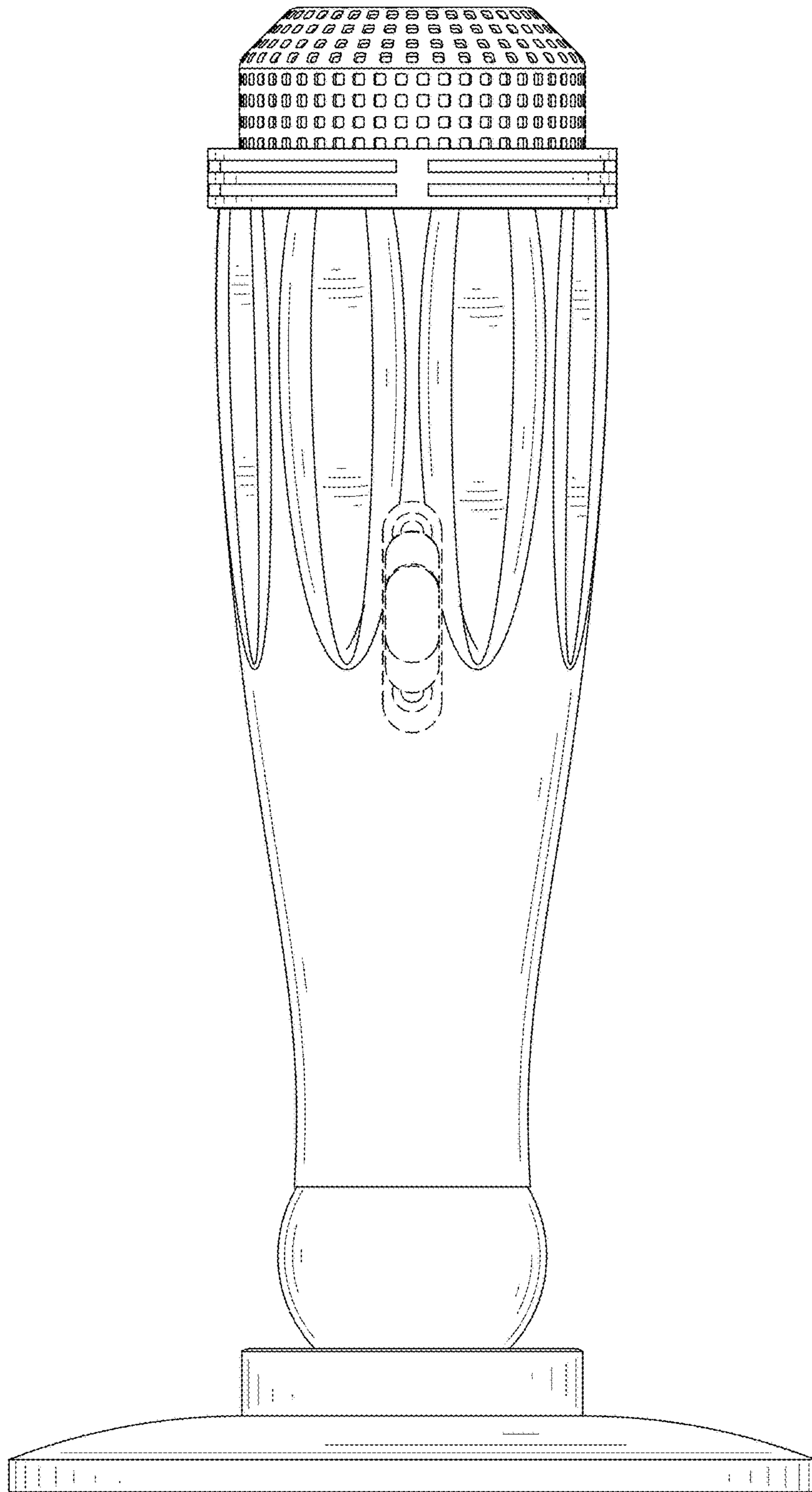


FIG. 3

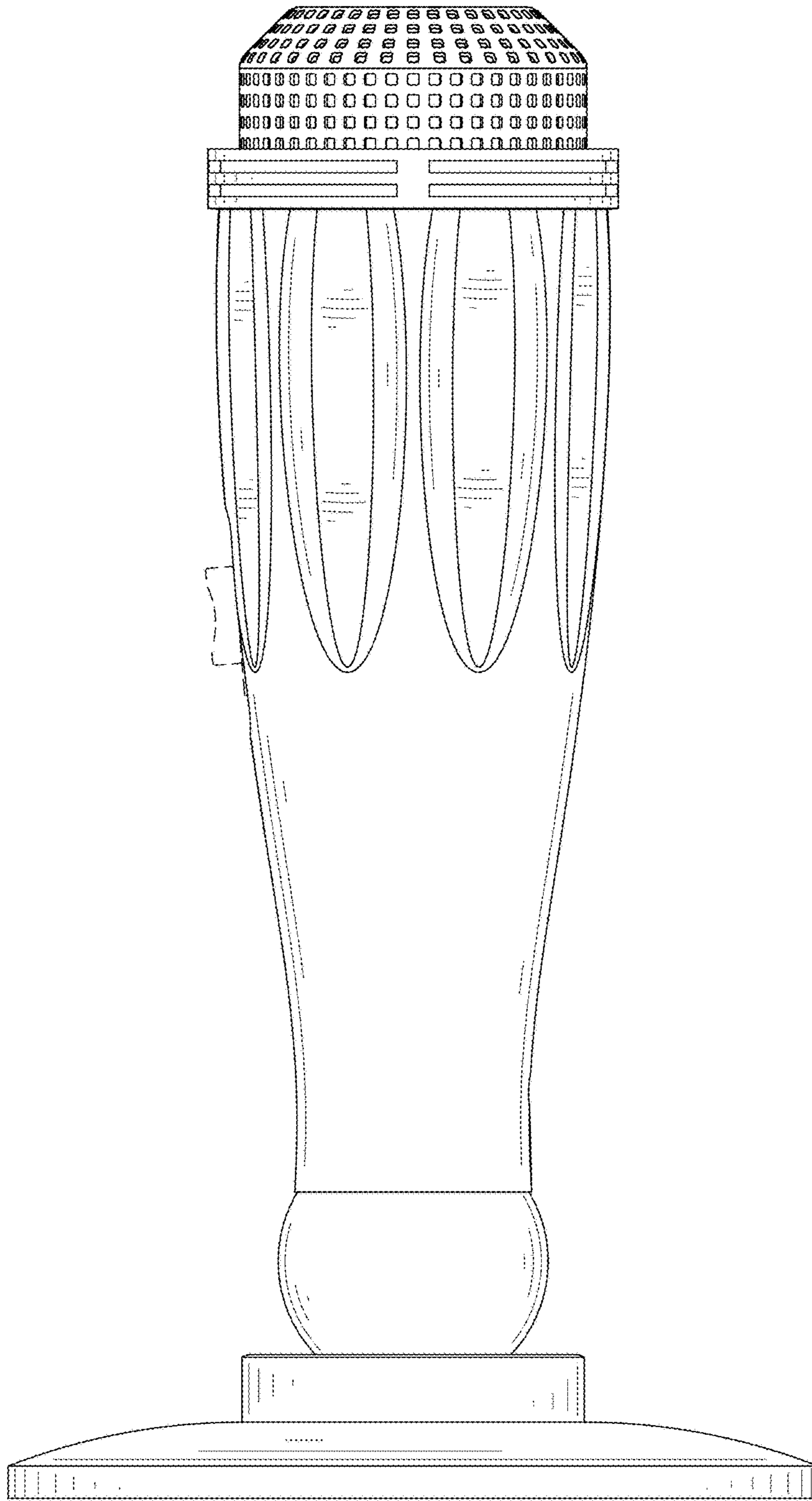


FIG. 4

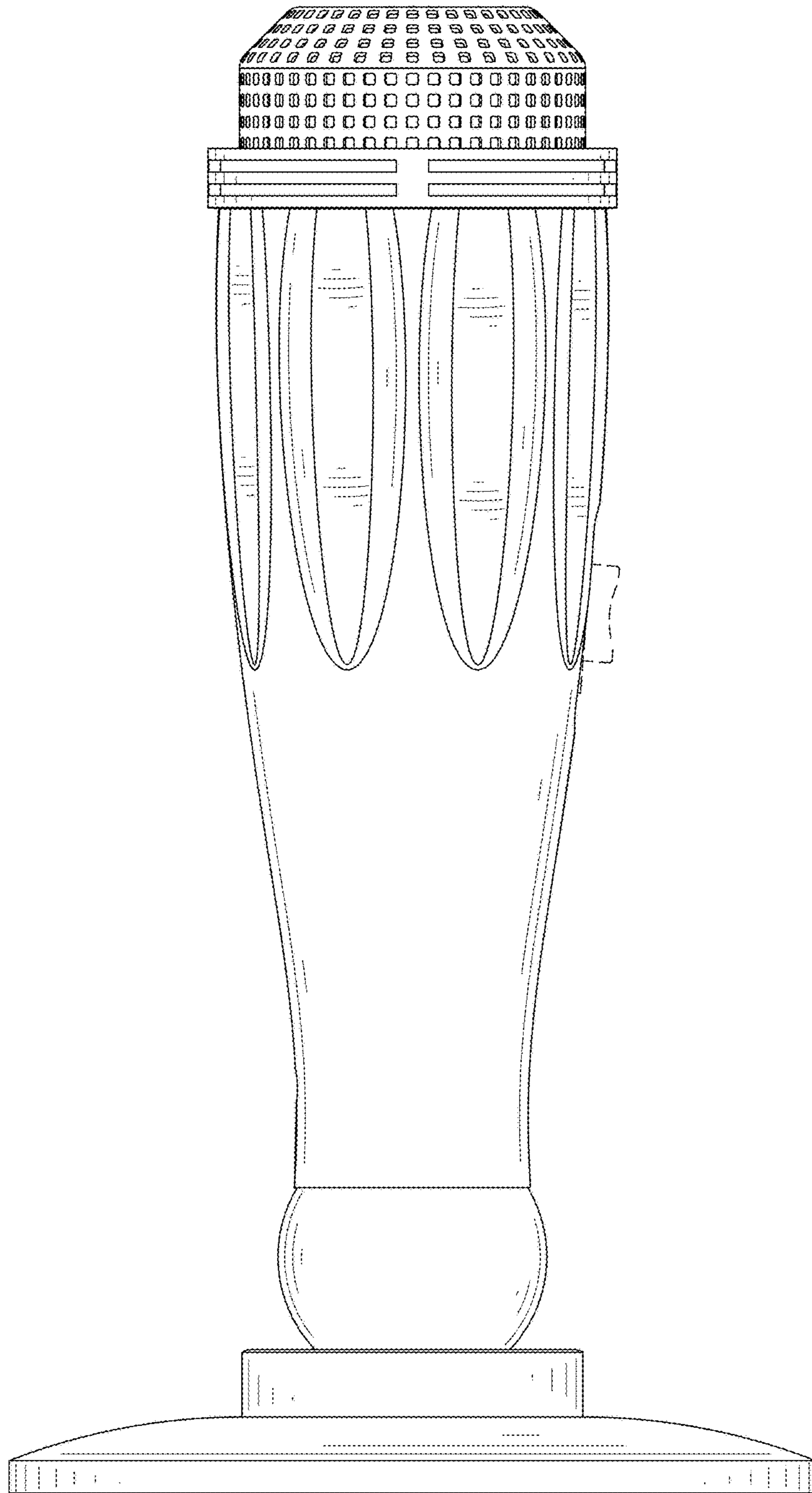


FIG. 5

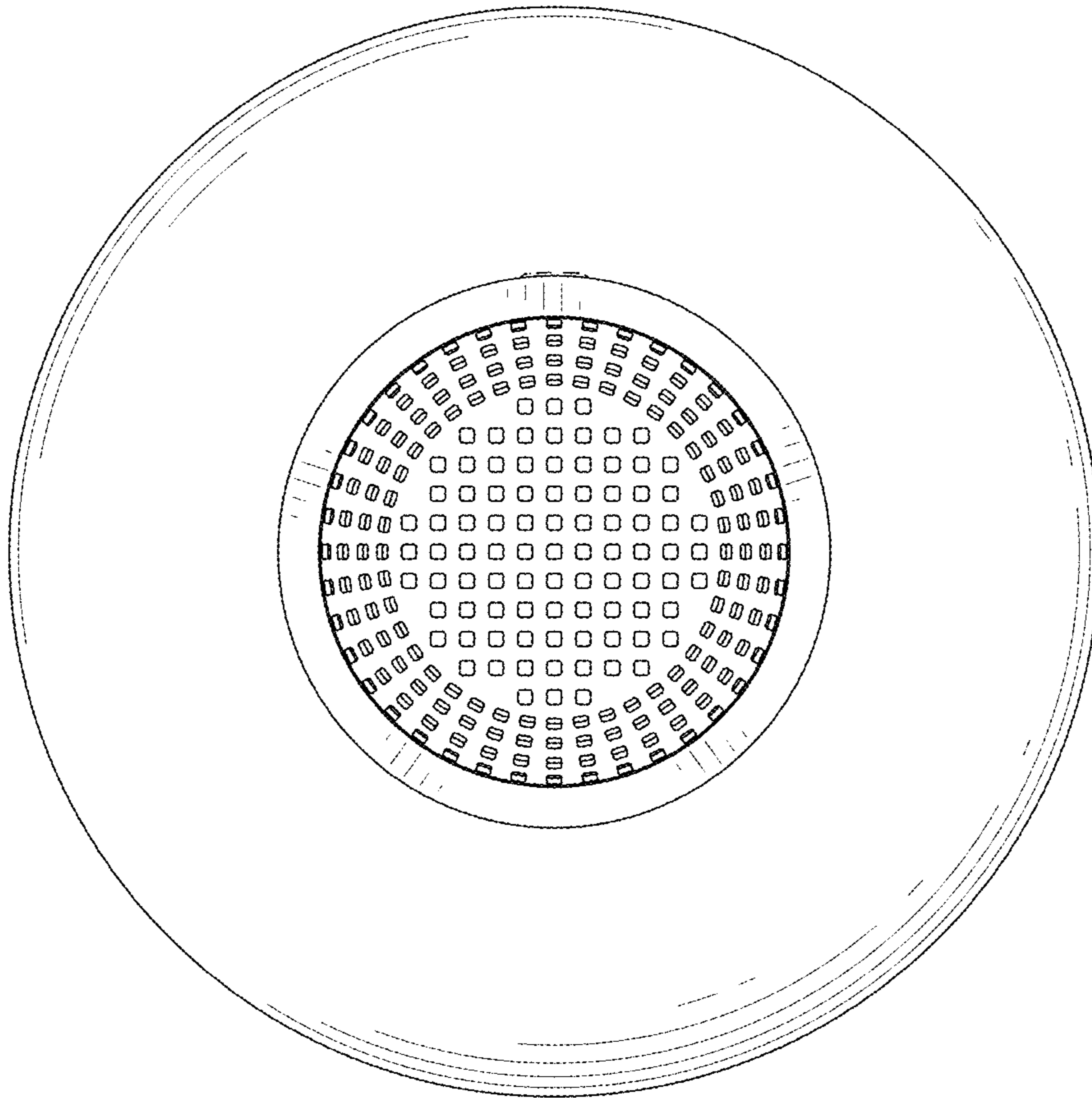


FIG. 6

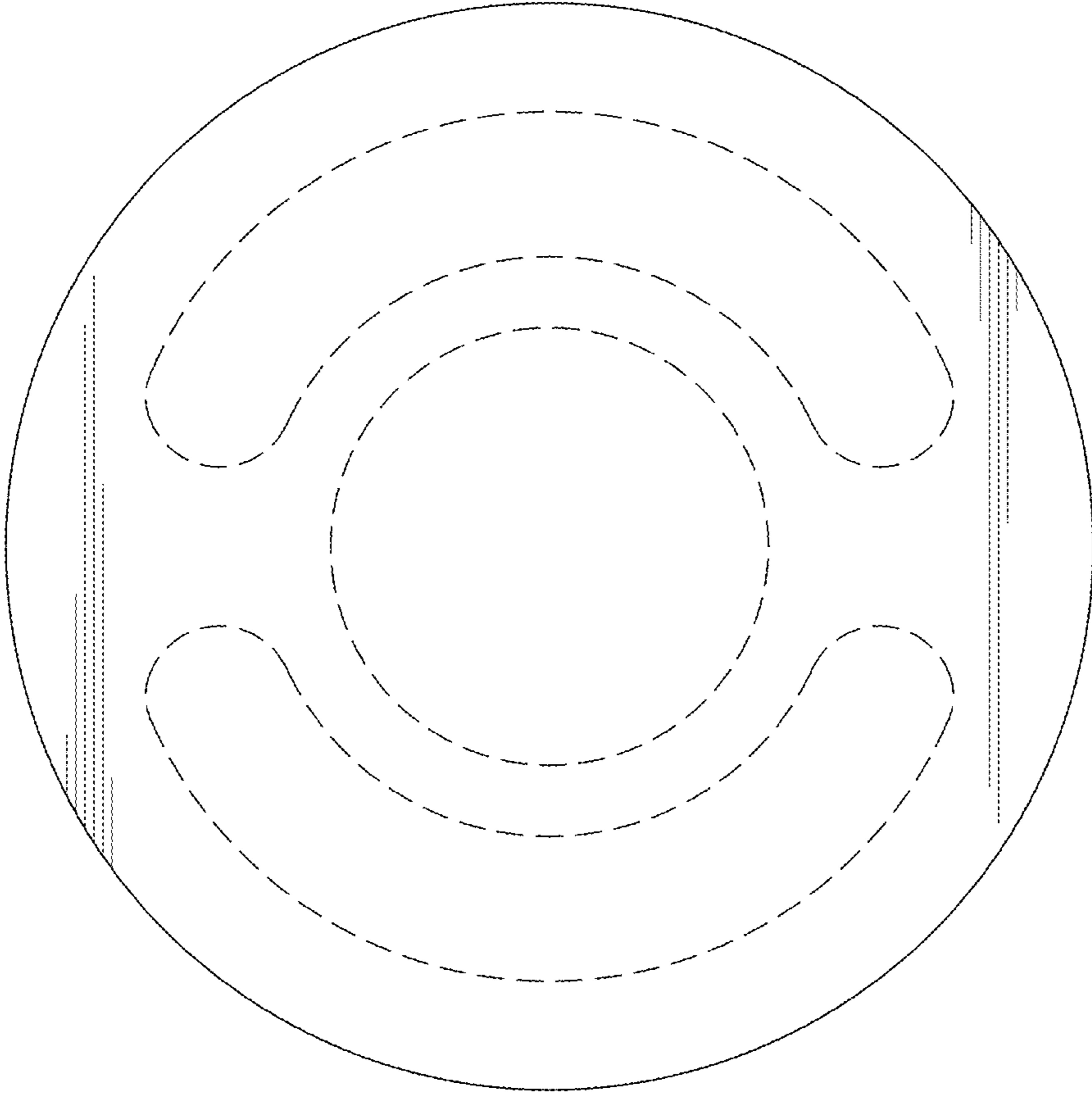


FIG. 7