



US00D826199S

(12) **United States Design Patent** (10) **Patent No.:** **US D826,199 S**  
**Kim et al.** (45) **Date of Patent:** **\*\* Aug. 21, 2018**

(54) **TV RECEIVER**

(71) Applicant: **LG ELECTRONICS INC.**, Seoul (KR)

(72) Inventors: **Taeho Kim**, Seoul (KR); **Hyoungwon Kim**, Seoul (KR); **Chul Lee**, Seoul (KR)

(73) Assignee: **LG ELECTRONICS INC.**, Seoul (KR)

(\*\*) Term: **15 Years**

(21) Appl. No.: **35/502,180**

(22) Filed: **Jun. 24, 2016**

(80) **Hague Agreement Data**

Int. Filing Date: **Jun. 24, 2016**

Int. Reg. No.: **DM/091442**

Int. Reg. Date: **Jun. 24, 2016**

Int. Reg. Pub. Date: **Dec. 30, 2016**

(30) **Foreign Application Priority Data**

Dec. 28, 2015 (KR) ..... 30-2015-0066639

(51) **LOC (11) Cl.** ..... **14-03**

(52) **U.S. Cl.** ..... **D14/126**  
USPC

(58) **Field of Classification Search**  
USPC ..... D14/126, 127, 128, 336, 448  
See application file for complete search history.

(56) **References Cited**

**U.S. PATENT DOCUMENTS**

D748,596 S \* 2/2016 McManigal ..... D14/126

D749,532 S \* 2/2016 McManigal ..... D14/126

D750,582 S *	3/2016	Kim	.....	D14/126
D751,048 S *	3/2016	Yoon	.....	D14/126
D767,517 S *	9/2016	Gomi	.....	D14/126
D778,855 S *	2/2017	Lee	.....	D14/126
D782,433 S *	3/2017	Lee	.....	D14/126
D782,991 S *	4/2017	Kim	.....	D14/126
D783,555 S *	4/2017	Cho	.....	D14/126
D785,581 S *	5/2017	McManigal	.....	D14/126
D786,812 S *	5/2017	McManigal	.....	D14/126
D786,813 S *	5/2017	McManigal	.....	D14/126
D787,462 S *	5/2017	Shiono	.....	D14/126
D792,361 S *	7/2017	Han	.....	D14/126
D796,464 S *	9/2017	Kim	.....	D14/126
D797,085 S *	9/2017	So	.....	D14/126
D799,441 S *	10/2017	Park	.....	D14/126
D799,442 S *	10/2017	Park	.....	D14/126
D799,443 S *	10/2017	Park	.....	D14/126

\* cited by examiner

*Primary Examiner* — Michael A. Pratt

(74) *Attorney, Agent, or Firm* — Birch, Stewart, Kolasch & Birch, LLP

(57) **CLAIM**

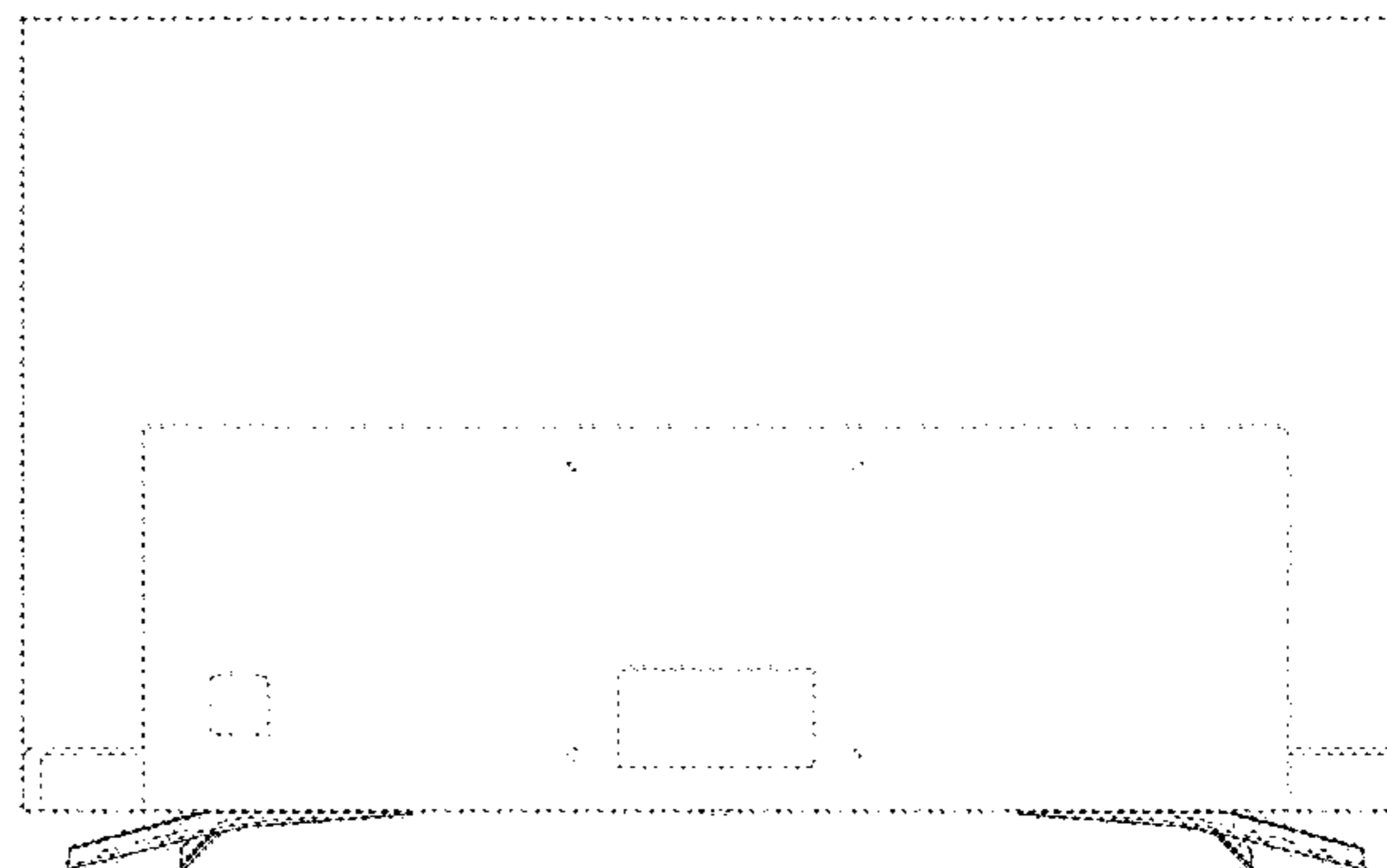
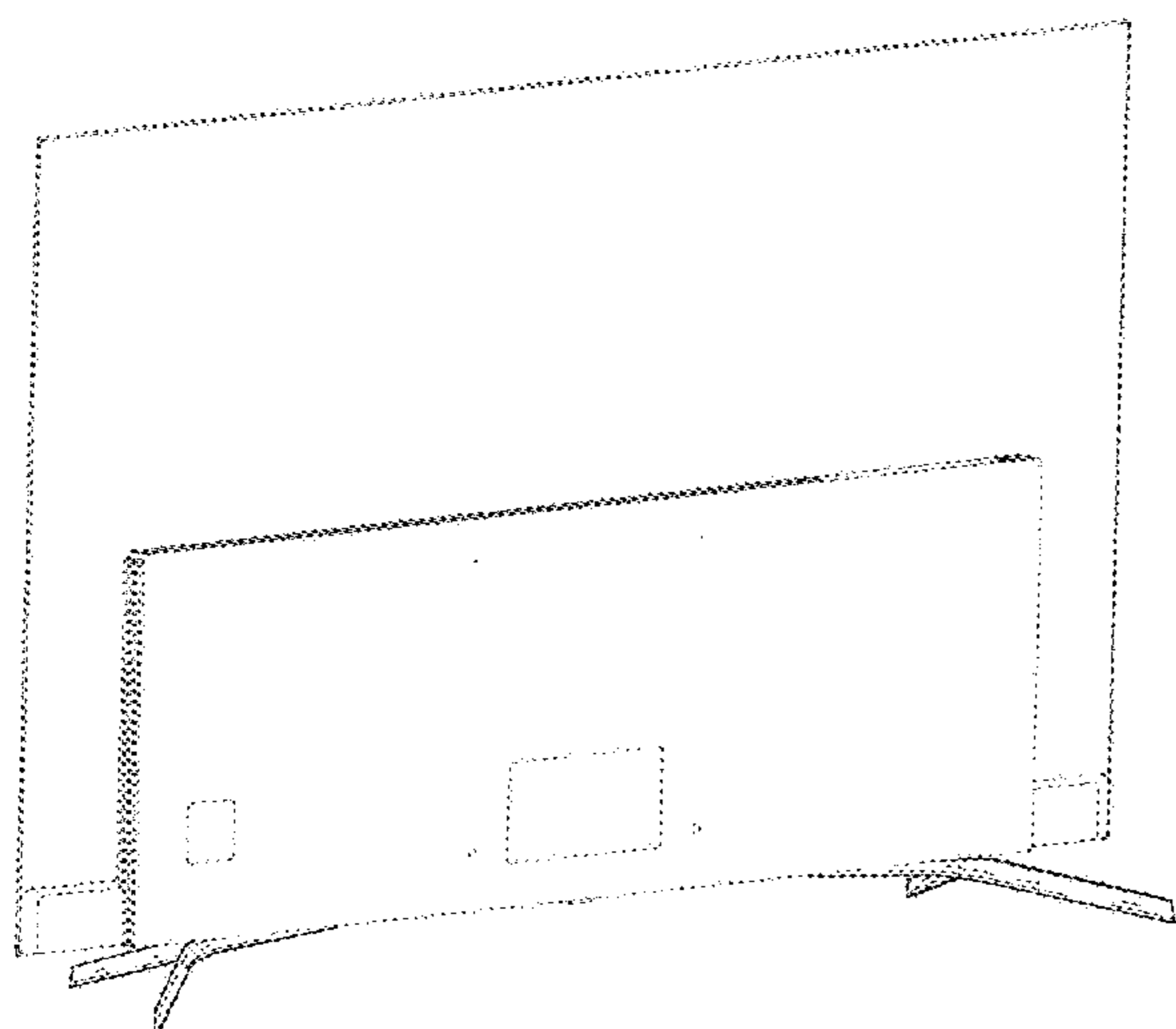
The ornamental design for a TV receiver, as shown and described.

**DESCRIPTION**

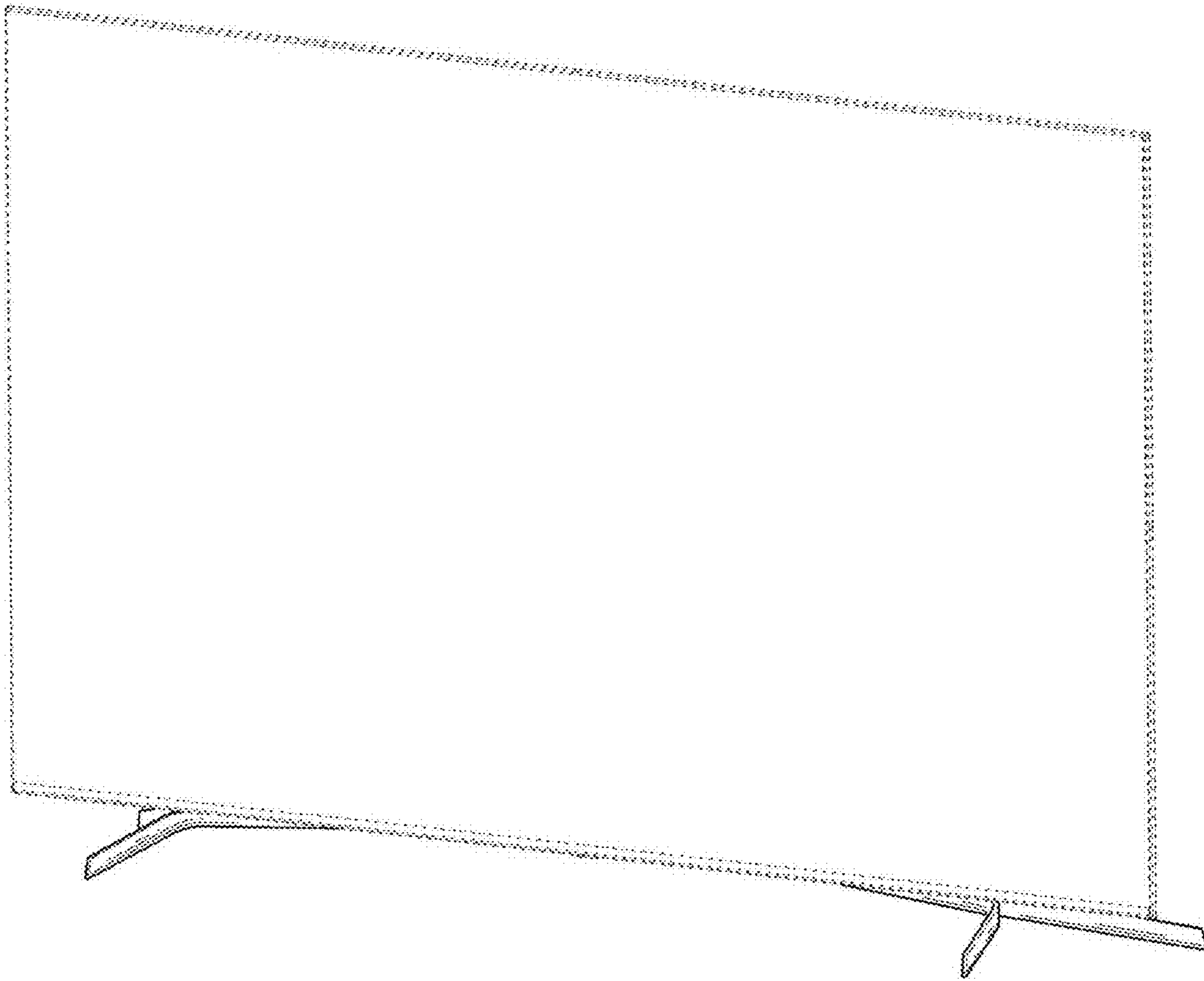
- 1. TV receiver
- 1.1 : Perspective
- 1.2 : Rear perspective view
- 1.3 : Front
- 1.4 : Back
- 1.5 : Left
- 1.6 : Right
- 1.7 : Top
- 1.8 : Bottom

The broken lines shown in figures 1.1 through 1.8 are for the purpose of illustrating portions of the TV receiver that form no part of the claimed design.

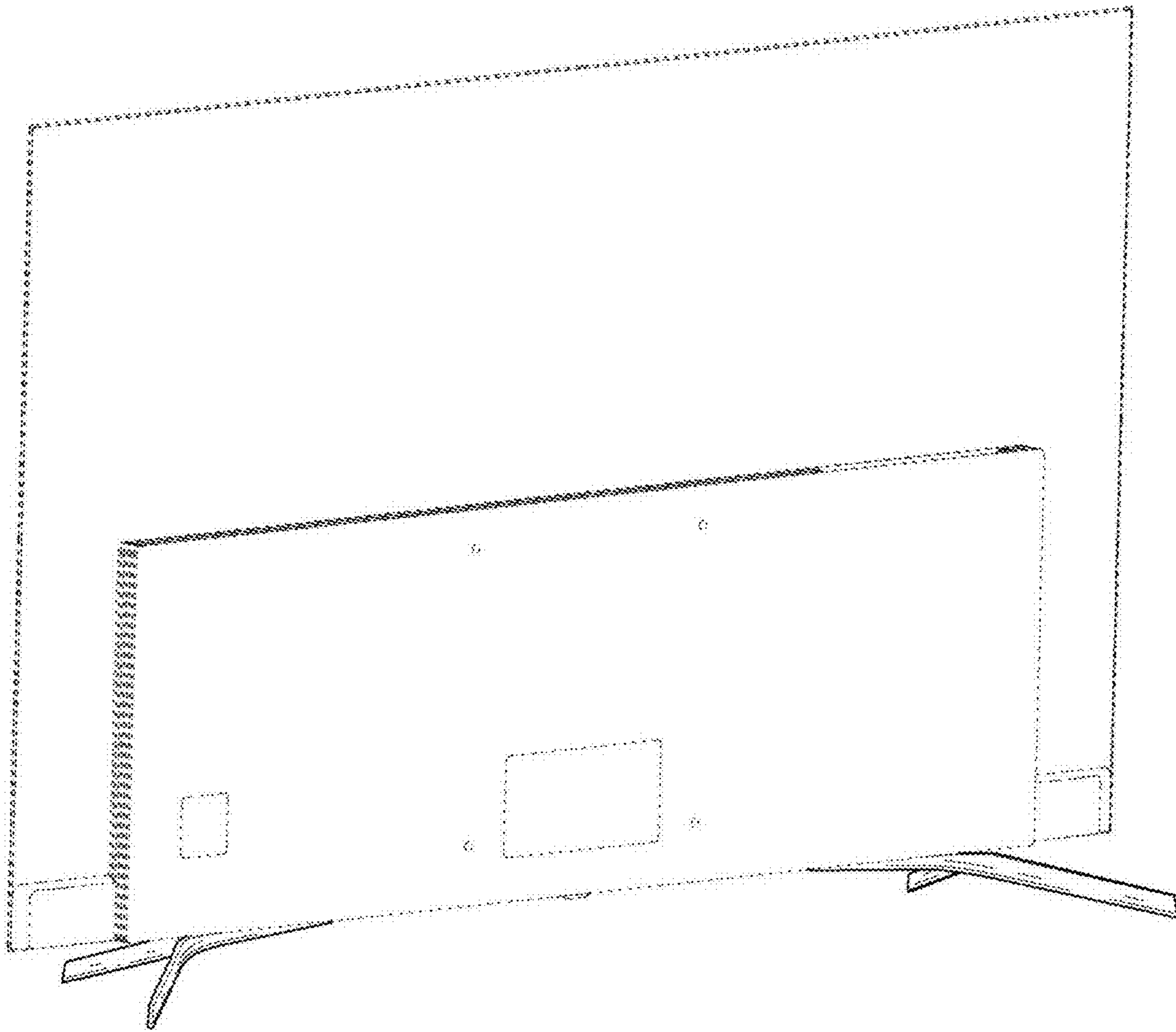
**1 Claim, 8 Drawing Sheets**




1.1



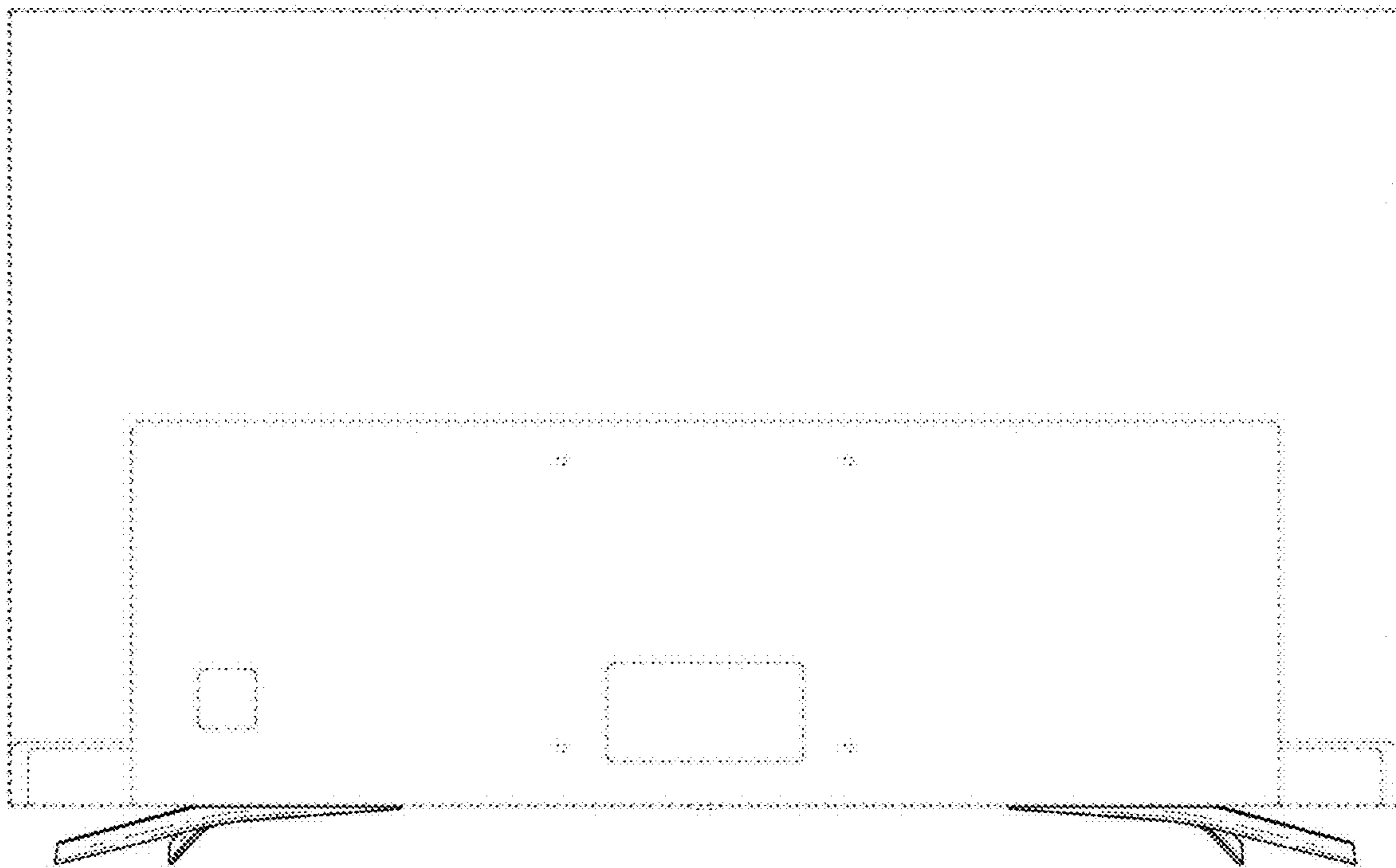
1.2




1.3



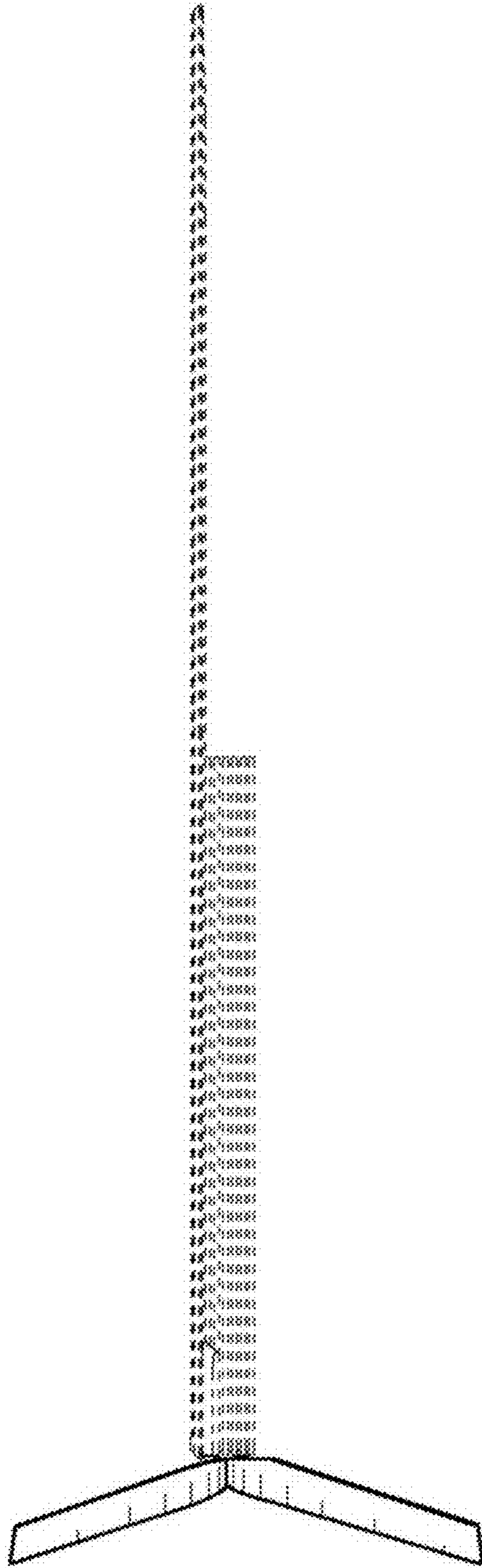
1.4




1.5



1.6









1.8

