



US00D826154S

(12) **United States Design Patent** (10) **Patent No.:** **US D826,154 S**  
**Ceravalo** (45) **Date of Patent:** **\*\* Aug. 21, 2018**

(54) **POWER INVERTER**

(71) Applicant: **DAS Companies, Inc.**, Palmyra, PA (US)

(72) Inventor: **Joseph William Ceravalo**, Annville, PA (US)

(73) Assignee: **DAS Companies, Inc.**, Palmyra, PA (US)

(\*\*) Term: **15 Years**

(21) Appl. No.: **29/622,637**

(22) Filed: **Oct. 18, 2017**

**Related U.S. Application Data**

(62) Division of application No. 29/524,924, filed on Apr. 24, 2015, now Pat. No. Des. 810,018.

(51) **LOC (11) Cl.** ..... **13-02**

(52) **U.S. Cl.**  
USPC ..... **D13/110**

(58) **Field of Classification Search**

USPC ..... D13/110, 108, 118, 123, 162, 168, 169, D13/174, 177, 184, 199; D14/257, 432, D14/438; 174/16.3, 17 R, 17.08; 361/600, 601, 690, 694, 695, 679.01, 361/679.61, 704, 730; 363/141, 142  
CPC ..... H05K 5/00; H05K 5/02; H05K 5/0247; H05K 7/00; H05K 7/20; H05K 7/20136; H05K 7/20154; H05K 7/209; H02M 7/00; H02M 7/003; H02M 2001/009; H02J 7/0042; Y10T 307/367

See application file for complete search history.

(56) **References Cited**

U.S. PATENT DOCUMENTS

D343,395 S *	1/1994	Kakizaki	.....	D14/188
D427,146 S *	6/2000	Wei	.....	D13/110
D495,296 S *	8/2004	Hussaini	.....	D13/110
7,298,627 B2 *	11/2007	Hussaini	.....	H02J 7/0042 361/753
D561,688 S *	2/2008	Hussaini	.....	D13/110
7,338,328 B2 *	3/2008	Krieger	.....	B60R 11/02 439/668
D633,042 S *	2/2011	Houghton	.....	D13/110
D705,729 S *	5/2014	Inskeep	.....	D13/110

\* cited by examiner

*Primary Examiner* — Derrick Holland

(74) *Attorney, Agent, or Firm* — Design IP

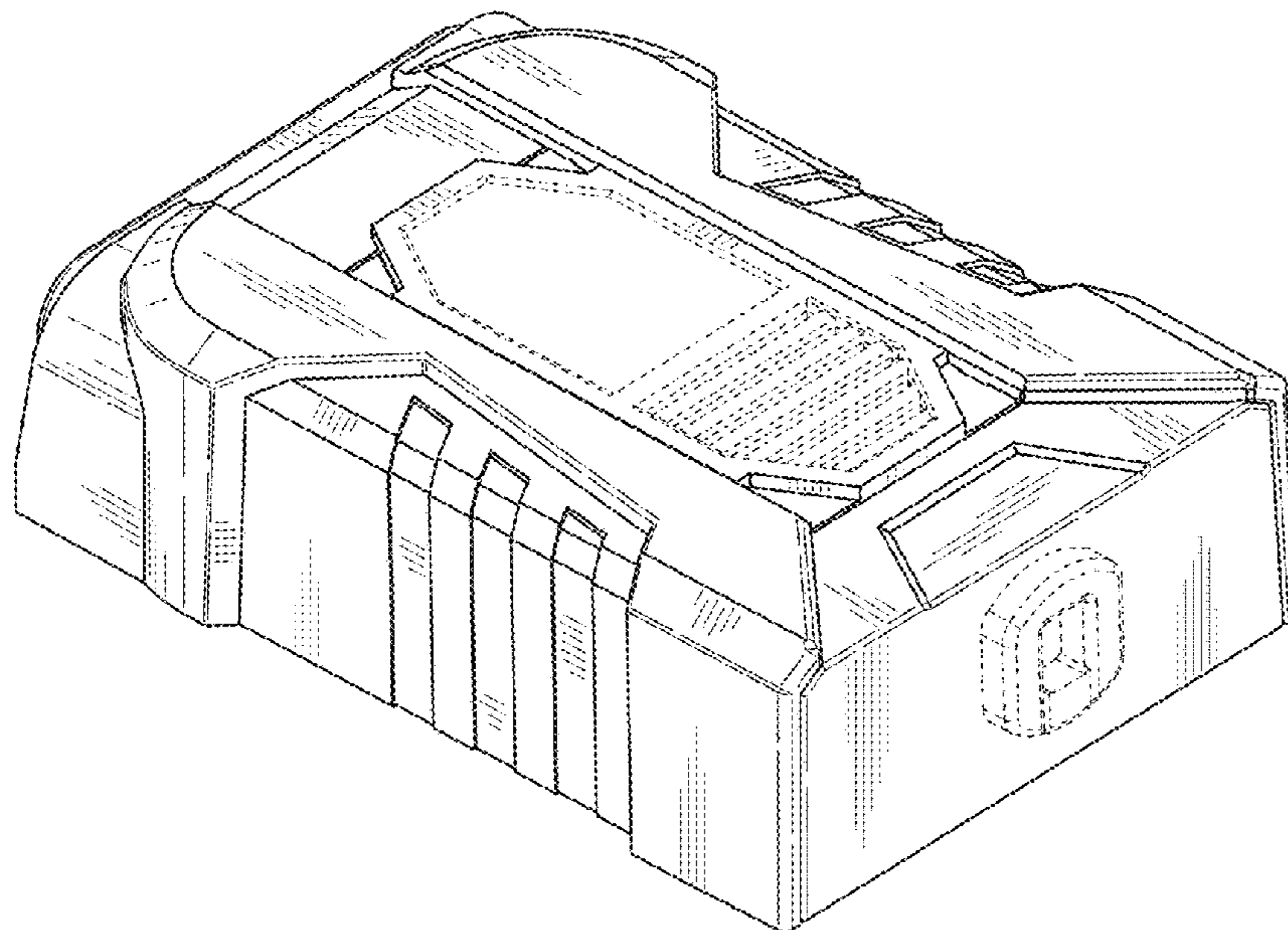
(57) **CLAIM**

The ornamental design for a power inverter, as shown and described.

**DESCRIPTION**

FIG. 1 is a front, left isometric view of a power inverter showing my new design;  
FIG. 2 is a front view thereof;  
FIG. 3 is a rear view thereof;  
FIG. 4 is a right side view thereof;  
FIG. 5 is a left side view thereof; and,  
FIG. 6 is a top view thereof.  
The broken lines shown in FIGS. 1-6 are included for the purpose of illustrating environmental subject matter only and form no part of the claimed design. The bottom view is omitted and form no part of the claimed design.

**1 Claim, 4 Drawing Sheets**



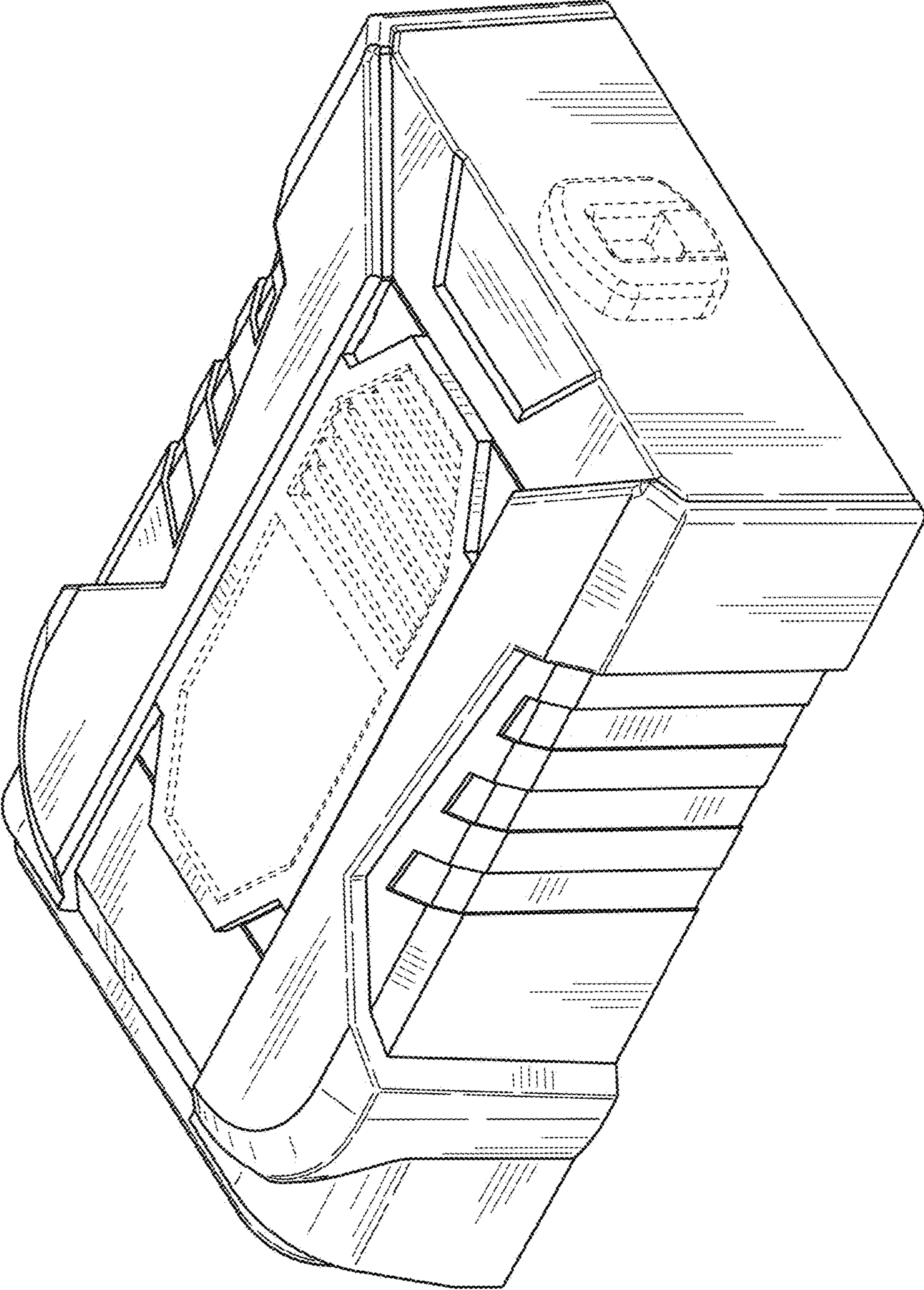


FIG. 1

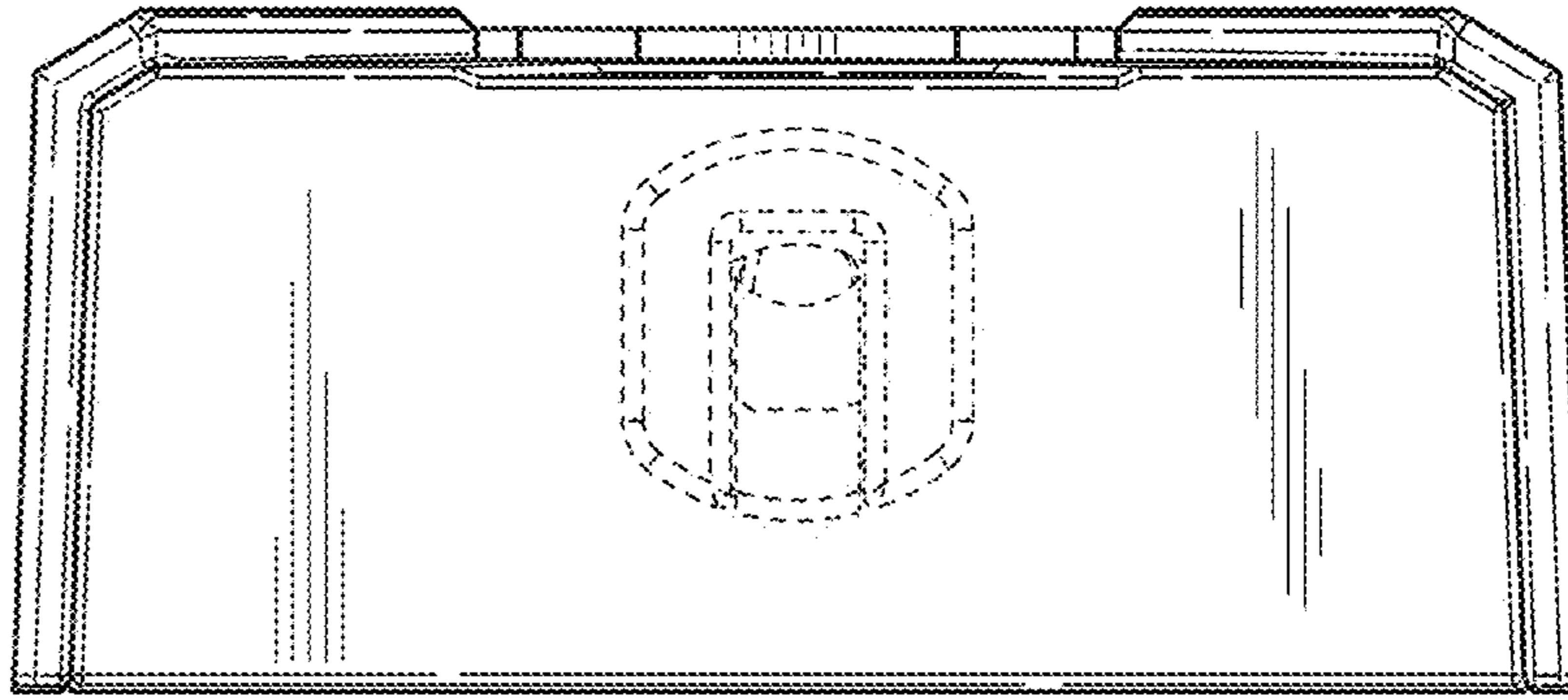


FIG. 2

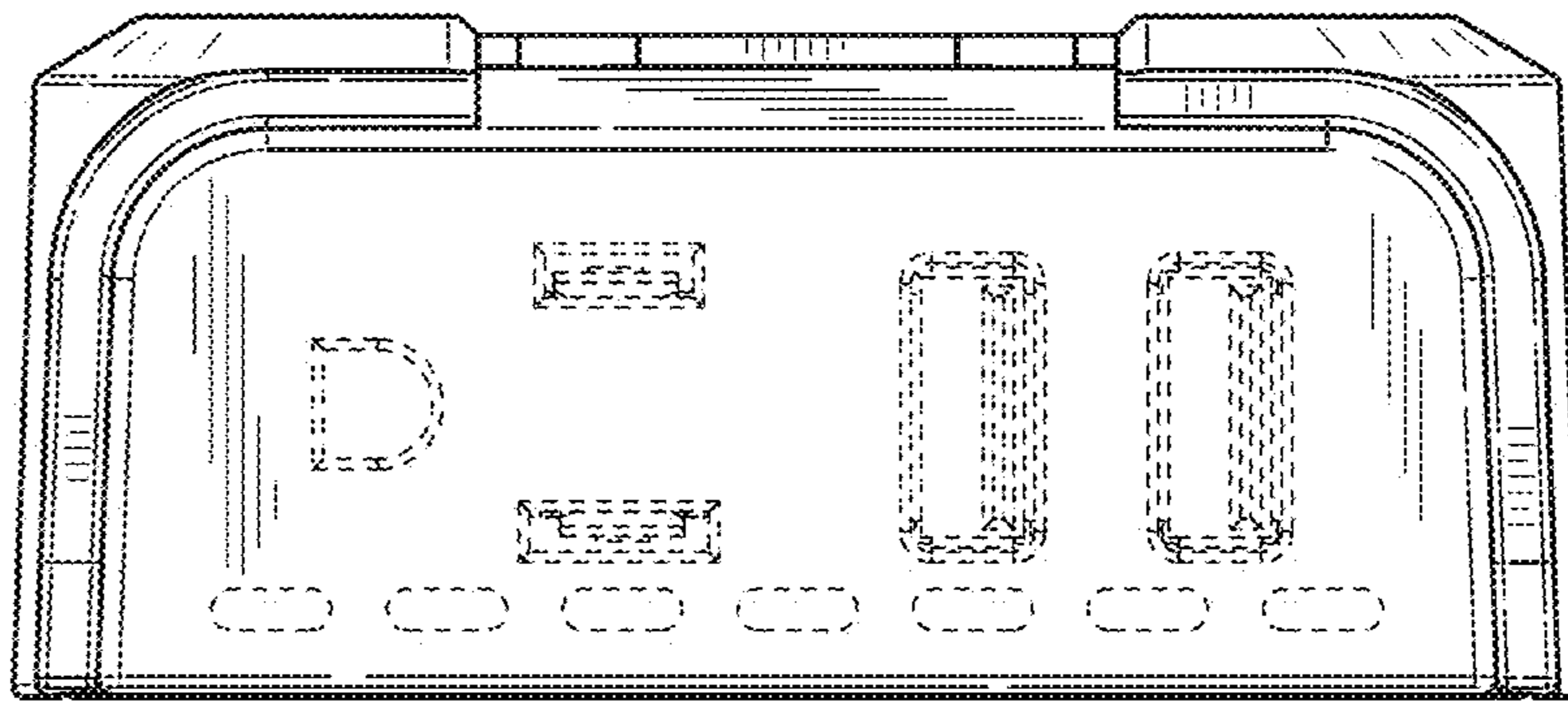


FIG. 3



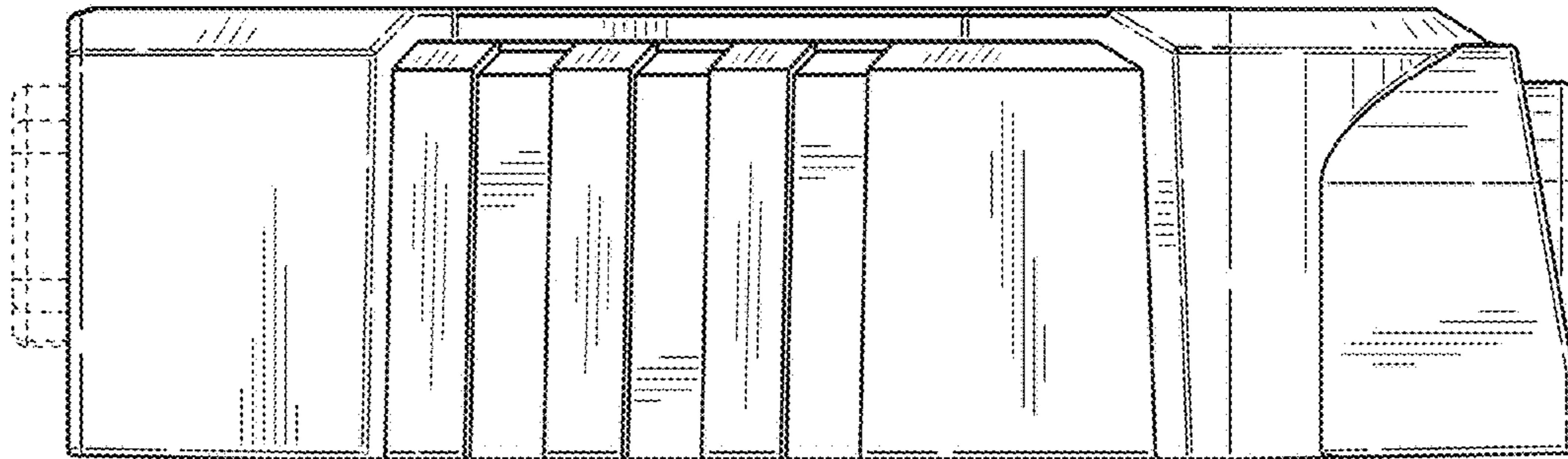


FIG. 4

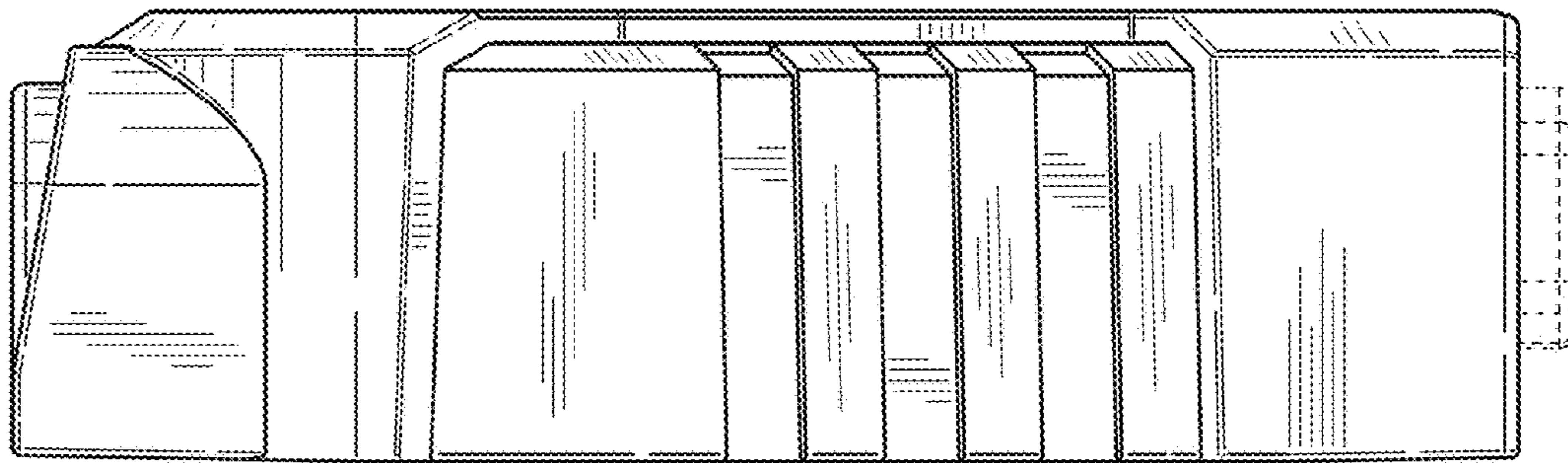


FIG. 5

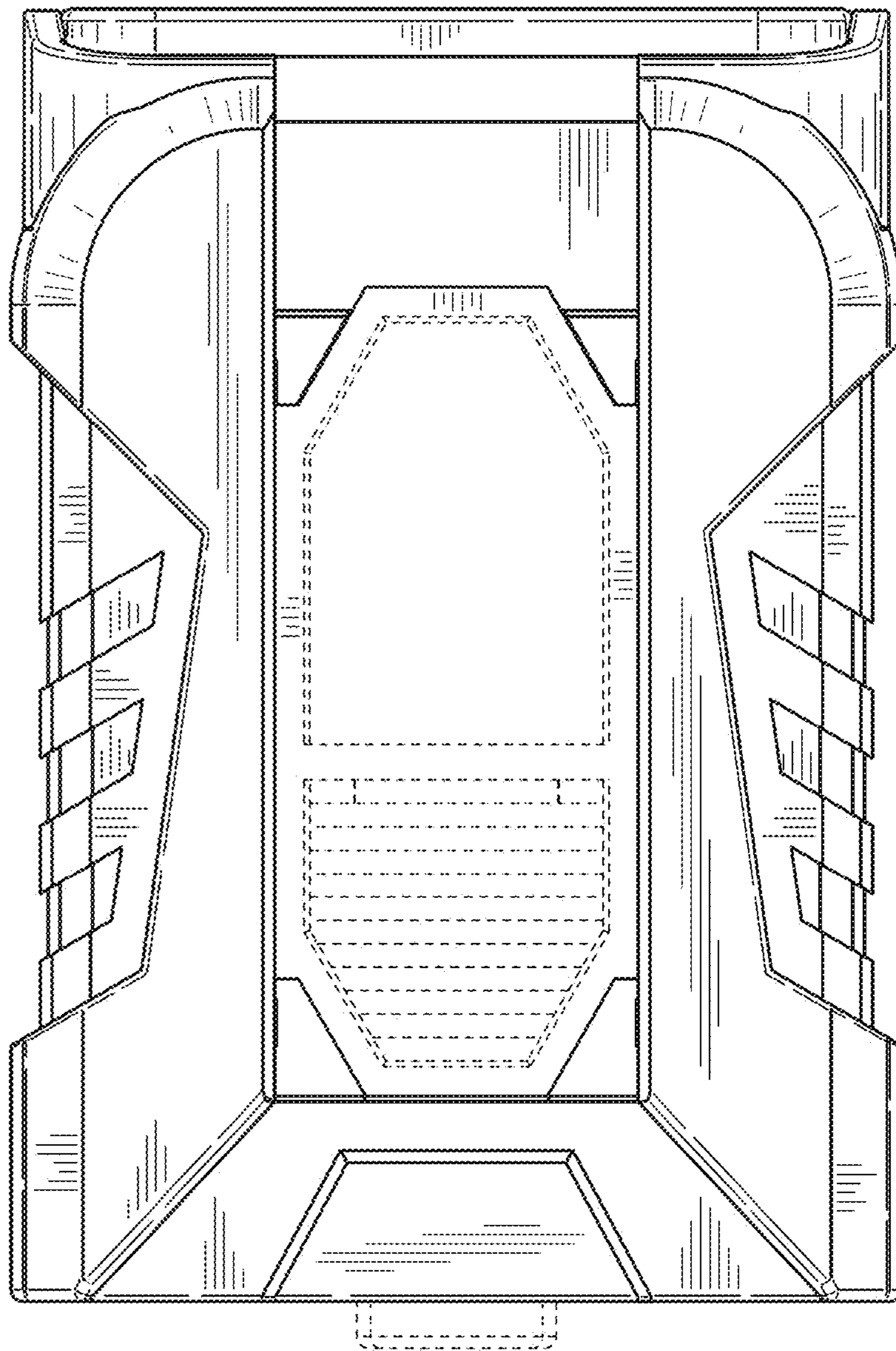


FIG. 6