



US00D826130S

(12) **United States Design Patent** (10) **Patent No.:** **US D826,130 S**
Myrberg (45) **Date of Patent:** **** Aug. 21, 2018**

(54) **VEHICLE WHEEL**

(56) **References Cited**

(71) Applicant: **Volvo Car Corporation**, Gothenburg (SE)

U.S. PATENT DOCUMENTS

(72) Inventor: **Anders Myrberg**, Askim (SE)

D503,919 S *	4/2005	Cahyono	D12/211
D515,491 S *	2/2006	Elmitt	D12/209
D522,949 S *	6/2006	Elmitt	D12/211
D536,654 S *	2/2007	Moruzzi	D12/211
D573,083 S *	7/2008	Hetrick	D12/211
D574,311 S *	8/2008	Chung	D12/209
D584,674 S *	1/2009	Chung	D12/211
D614,114 S *	4/2010	Kim	D12/211
D615,018 S *	5/2010	Truebsbach	D12/211
D616,349 S *	5/2010	Kim	D12/209
D617,247 S *	6/2010	Gallert	D12/209
D620,424 S *	7/2010	Gallert	D12/211
D625,235 S *	10/2010	Nissl	D12/209
D635,078 S *	3/2011	Elmitt	D12/209
D645,389 S *	9/2011	Nissl	D12/209
D666,547 S *	9/2012	Hilpert	D12/211
D686,554 S *	7/2013	Pollmann	D12/209
D726,623 S *	4/2015	Alfonso	D12/211
D727,826 S *	4/2015	Chung	D12/211

(73) Assignee: **VOLVO CAR CORPORATION**, Gothenburg (SE)

(**) Term: **15 Years**

(21) Appl. No.: **29/630,986**

(22) Filed: **Dec. 26, 2017**

Related U.S. Application Data

(62) Division of application No. 35/502,150, filed on Nov. 22, 2016 (U.S. filing date under 35 U.S.C. 384), and having an international filing date of Nov. 22, 2016.

(Continued)

Primary Examiner — Darlington Ly

(74) *Attorney, Agent, or Firm* — Snyder, Clark, Lesch & Chung, LLP

(30) **Foreign Application Priority Data**

Jun. 3, 2016	(EM)	003169572-0001
Jun. 3, 2016	(EM)	003169572-0002
Jun. 3, 2016	(EM)	003169572-0003
Jun. 3, 2016	(EM)	003169572-0004
Jun. 3, 2016	(EM)	003169572-0005
Jun. 3, 2016	(EM)	003169572-0006
Jun. 3, 2016	(EM)	003169572-0007

(57) **CLAIM**

The ornamental design for a vehicle wheel, as shown and described.

(51) **LOC (11) Cl.** **12-16**

(52) **U.S. Cl.**
USPC **D12/209**; D12/211


(58) **Field of Classification Search**
USPC D12/204–213
CPC B60B 1/00; B60B 1/08; B60B 1/10; B60B 1/12; B60B 3/04; B60B 3/06; B60B 3/10; B60B 3/02; B60B 7/00; B60B 7/01; B60B 7/02; B60B 7/04; B60B 7/06

DESCRIPTION

FIG. 1 is a front elevation view of a vehicle wheel showing my new design;
FIG. 2 is a left side elevation view thereof;
FIG. 3 is a front and left side perspective view thereof;
FIG. 4 is a front and right side perspective view thereof;
FIG. 5 is a right side elevation view thereof;
FIG. 6 is a top plan view thereof; and,
FIG. 7 is a rear elevation view thereof.

See application file for complete search history.

1 Claim, 7 Drawing Sheets



(56)

References Cited

U.S. PATENT DOCUMENTS

D746,212	S	*	12/2015	Valencia Pollex	D12/211
D749,485	S	*	2/2016	Gallert	D12/211
D767,464	S	*	9/2016	Juergens	D12/209
D769,164	S	*	10/2016	Valencia Pollex	D12/209
D769,783	S	*	10/2016	Rueckheim	D12/209
D780,656	S	*	3/2017	Bjerke	D12/209
D781,762	S	*	3/2017	Setter	D12/209
D791,668	S	*	7/2017	Murase	D12/209
D791,670	S	*	7/2017	Valencia Pollex	D12/209
D797,023	S	*	9/2017	Rueckheim	D12/209
D797,635	S	*	9/2017	Rueckheim	D12/209
D799,394	S	*	10/2017	Yamashita	D12/209
D800,627	S	*	10/2017	Mielke	D12/209
D801,901	S	*	11/2017	Gardavsky	D12/209
D804,388	S	*	12/2017	Snyder	D12/209
D808,880	S	*	1/2018	Valencia Pollex	D12/209
D814,381	S	*	4/2018	Valencia Pollex	D12/209
2016/0221385	A1	*	8/2016	Noweihed	B60B 1/06
2016/0361946	A1	*	12/2016	Imai	B60B 1/06
2018/0065468	A1	*	3/2018	Geisler	B60K 7/0007
2018/0082670	A1	*	3/2018	Kamiyama	G10K 11/172

* cited by examiner



FIG. 1




FIG. 2



FIG. 3



FIG. 4




FIG. 5




FIG. 6



FIG. 7