



US00D826127S

(12) **United States Design Patent** (10) **Patent No.:** **US D826,127 S**
Juergens et al. (45) **Date of Patent:** **** Aug. 21, 2018**

(54) **VEHICLE WHEEL**
(71) Applicant: **Bayerische Motoren Werke Aktiengesellschaft, Munich (DE)**
(72) Inventors: **Dirk Juergens, Munich (DE); Rainer Mueller, Munich (DE)**
(73) Assignee: **Bayerische Motoren Werke Aktiengesellschaft, Munich (DE)**
(**) Term: **15 Years**

D670,636 S 11/2012 Juergens et al.
D723,996 S * 3/2015 Zhao D12/211
D727,823 S * 4/2015 Rueckheim D12/209
D727,824 S 4/2015 Garbas
D751,488 S * 3/2016 Zhao D12/211
D763,165 S * 8/2016 Hans D12/211
D769,166 S 10/2016 Juergens et al.
D769,784 S * 10/2016 Bazinski D12/209
D777,639 S * 1/2017 Krause D12/209
D788,011 S * 5/2017 Mielke D12/211
D790,429 S * 6/2017 Juergens D12/211
D792,311 S * 7/2017 Gallert D12/211
D798,788 S * 10/2017 Valencia Pollex D12/211
D803,128 S * 11/2017 Svensson D12/209

(21) Appl. No.: **29/594,297**

FOREIGN PATENT DOCUMENTS

(22) Filed: **Feb. 17, 2017**

EM 000735758-0006 7/2007
EM 000976881-0001 10/2008
EM 001636978-0018 11/2010

(30) **Foreign Application Priority Data**

(Continued)

Aug. 18, 2016 (DE) 40 2016 101 007

Primary Examiner — Sheryl Lane
Assistant Examiner — Calvin E Vansant

(51) **LOC (11) Cl.** **12-16**

(74) *Attorney, Agent, or Firm* — Crowell & Moring LLP

(52) **U.S. Cl.**
USPC **D12/209**

(57) **CLAIM**

(58) **Field of Classification Search**
USPC D12/204–213; D21/533, 561, 563
CPC B60B 7/00; B60B 7/02; B60B 7/04; B60B 7/06; B60B 3/02; B60B 3/04; B60B 3/06; B60B 3/10; B60B 1/00; B60B 1/08; B60B 1/10; B60B 1/12
See application file for complete search history.

The ornamental design for a vehicle wheel, as shown and described.

DESCRIPTION


(56) **References Cited**

FIG. 1 is a perspective view of a vehicle wheel according to the design;
FIG. 2 is an additional perspective view thereof;
FIG. 3 is an additional perspective view thereof;
FIG. 4 is a front view thereof;
FIG. 5 is a rear view thereof; and,
FIG. 6 is a side view thereof.
The low contrast or “ghost” areas shown in FIG. 5 of the drawings depict portions of the vehicle wheel that form no part of the claim.

U.S. PATENT DOCUMENTS

D499,686 S * 12/2004 Song D12/211
D567,167 S 4/2008 Forster
D593,022 S 5/2009 Forster et al.
D620,870 S 8/2010 Powell
D629,346 S 12/2010 Szews
D639,227 S * 6/2011 Leclercq D12/211
D667,769 S 9/2012 Pollmann

1 Claim, 6 Drawing Sheets



(56)

References Cited

FOREIGN PATENT DOCUMENTS

| | | |
|----|----------------|--------|
| EM | 001693599-0003 | 6/2011 |
| EM | 001867169-0004 | 6/2013 |
| EM | 002016113-0022 | 9/2013 |

* cited by examiner



Fig. 1



Fig. 2



Fig. 3



Fig. 4




Fig. 5




Fig. 6