



US00D826120S

(12) **United States Design Patent** (10) **Patent No.:** **US D826,120 S**
DiCanzio (45) **Date of Patent:** **** Aug. 21, 2018**

(54) **AUTOMOBILE REAR MUD FLAP**
(71) Applicant: **Turn 5, Inc.**, Malvern, PA (US)
(72) Inventor: **Michael DiCanzio**, West Chester, PA (US)
(73) Assignee: **Turn 5, Inc.**, Paoli, PA (US)
(**) Term: **15 Years**
(21) Appl. No.: **29/602,011**
(22) Filed: **Apr. 27, 2017**
(51) **LOC (11) Cl.** **12-16**
(52) **U.S. Cl.**
USPC **D12/185**
(58) **Field of Classification Search**
USPC D12/90-92, 93, 96, 181, 184, 185, 196, D12/202
CPC B62D 25/18; B62D 25/188
See application file for complete search history.

D332,770 S * 1/1993 Rutter D12/185
5,407,229 A * 4/1995 Garrett B62D 25/18
280/851
D406,087 S * 2/1999 Bavington D12/185
D415,460 S * 10/1999 Ward D12/185
6,179,311 B1 * 1/2001 Larkin B62D 25/188
280/154
D615,468 S * 5/2010 Harris D12/185
9,004,538 B2 * 4/2015 Eklund B62D 25/188
280/762
D792,823 S * 7/2017 Senatro D12/185
9,724,974 B2 * 8/2017 Schmeichel B60D 1/58

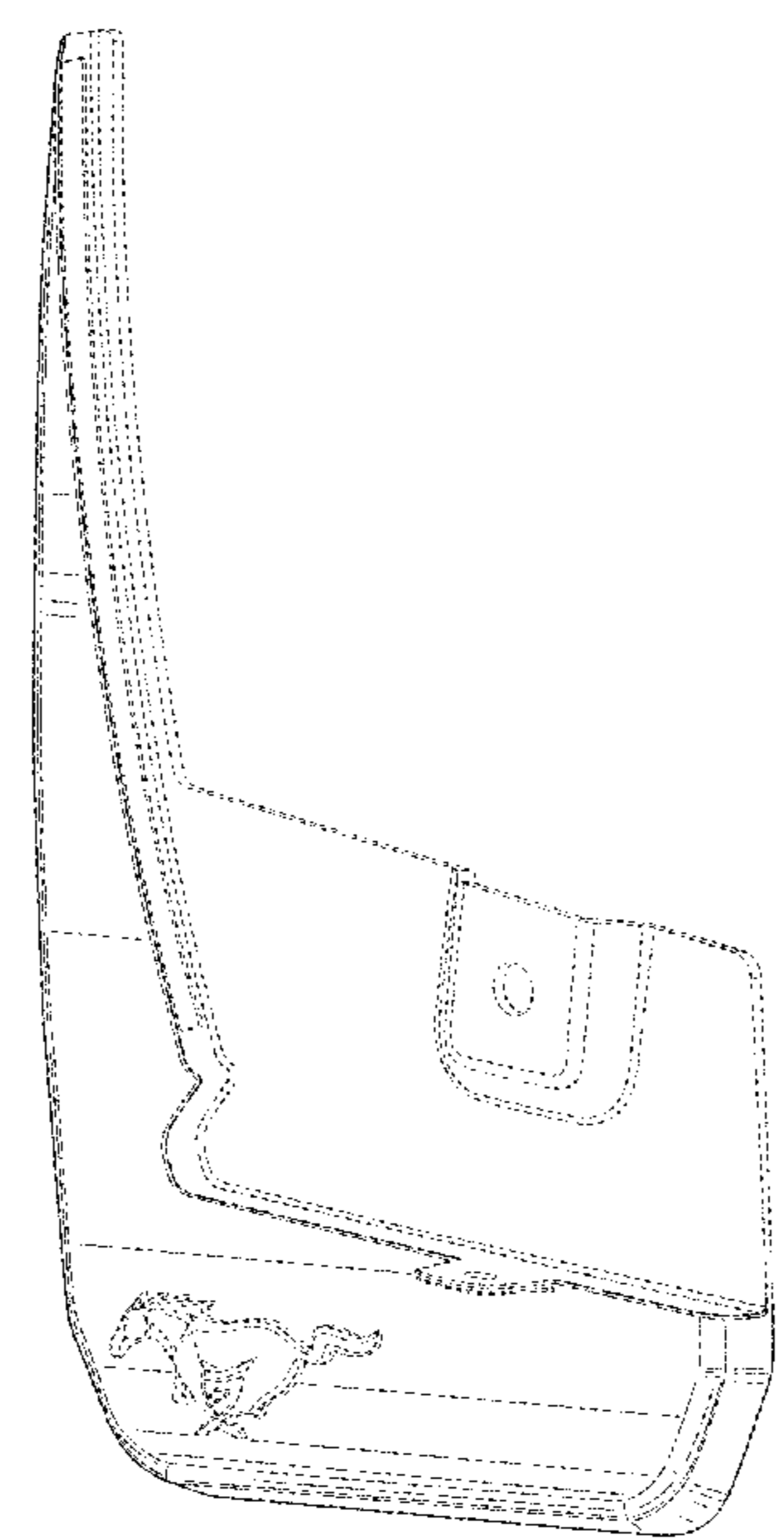
* cited by examiner
Primary Examiner — Darlington Ly

(57) **CLAIM**
The ornamental design for an automobile rear mud flap, as shown and described.

DESCRIPTION
FIG. 1 is a front and left side perspective view of an automobile rear mud flap showing my new design installed on exemplary automobile;
FIG. 2 is a front and right side perspective view of automobile rear mud flap without the exemplary automobile;
FIG. 3 is a front elevation view thereof;
FIG. 4 is a rear elevation view thereof;
FIG. 5 is a left side elevation view thereof;
FIG. 6 is a right side elevation view thereof;
FIG. 7 is a top plan view thereof; and,
FIG. 8 is a bottom plan view thereof.
The broken line showing portions of the automobile rear mud flap and environmental structure of an automobile do not form part of the claimed design.

1 Claim, 6 Drawing Sheets

(56) **References Cited**
U.S. PATENT DOCUMENTS
D241,827 S * 10/1976 Podall D12/185
D260,759 S * 9/1981 Arenhold D12/185
4,315,634 A * 2/1982 Arenhold B62D 25/18
280/851
D274,324 S * 6/1984 Arenhold D12/185
D279,560 S * 7/1985 Jensen D12/185
D281,966 S * 12/1985 Lockwood D12/185
D282,158 S * 1/1986 Wright D12/185
D301,710 S * 6/1989 Ward D12/185
D308,847 S * 6/1990 Price D12/185
D308,958 S * 7/1990 Knox D12/185
D309,724 S * 8/1990 Jurgens D12/185
D328,447 S * 8/1992 Ahleen D12/185



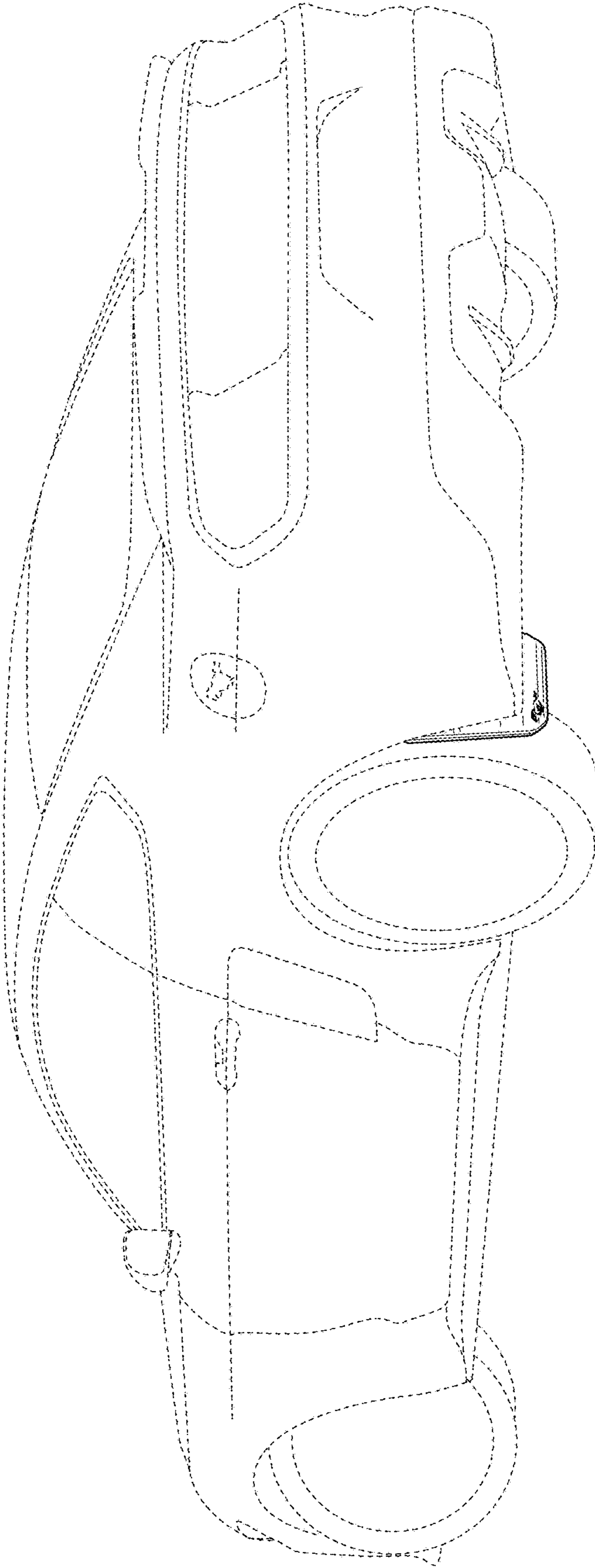


FIG. 1

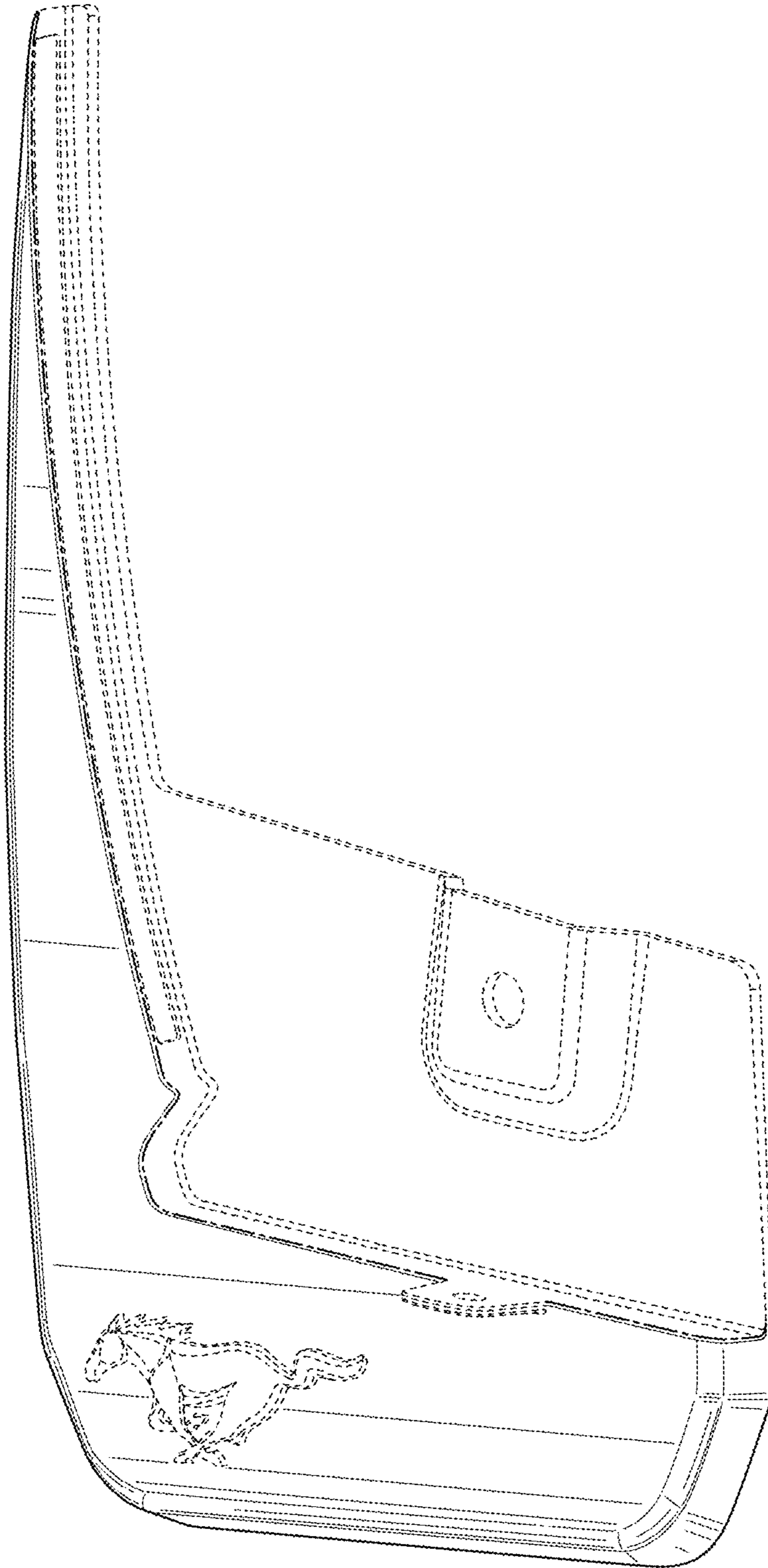


FIG. 2

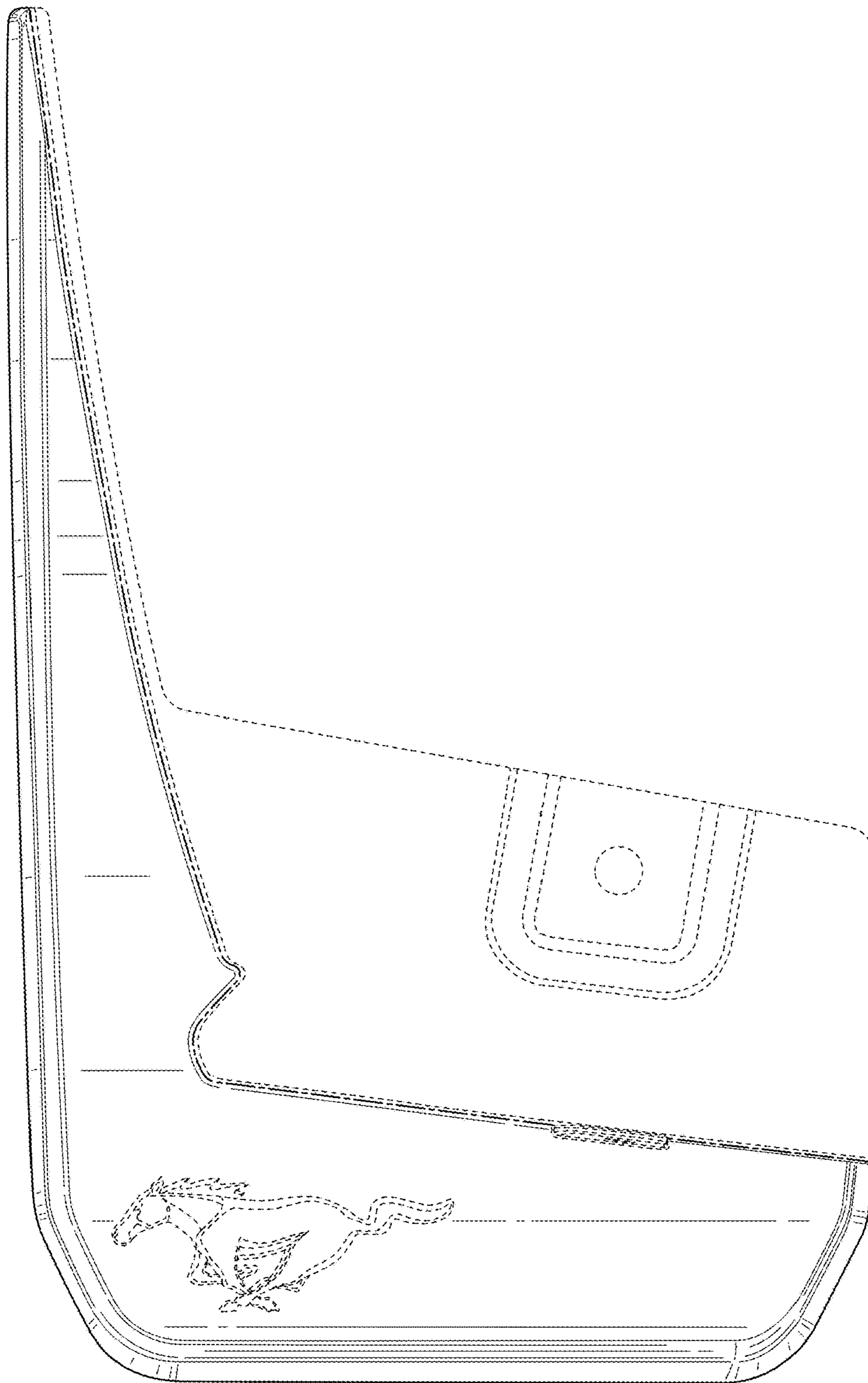


FIG. 3

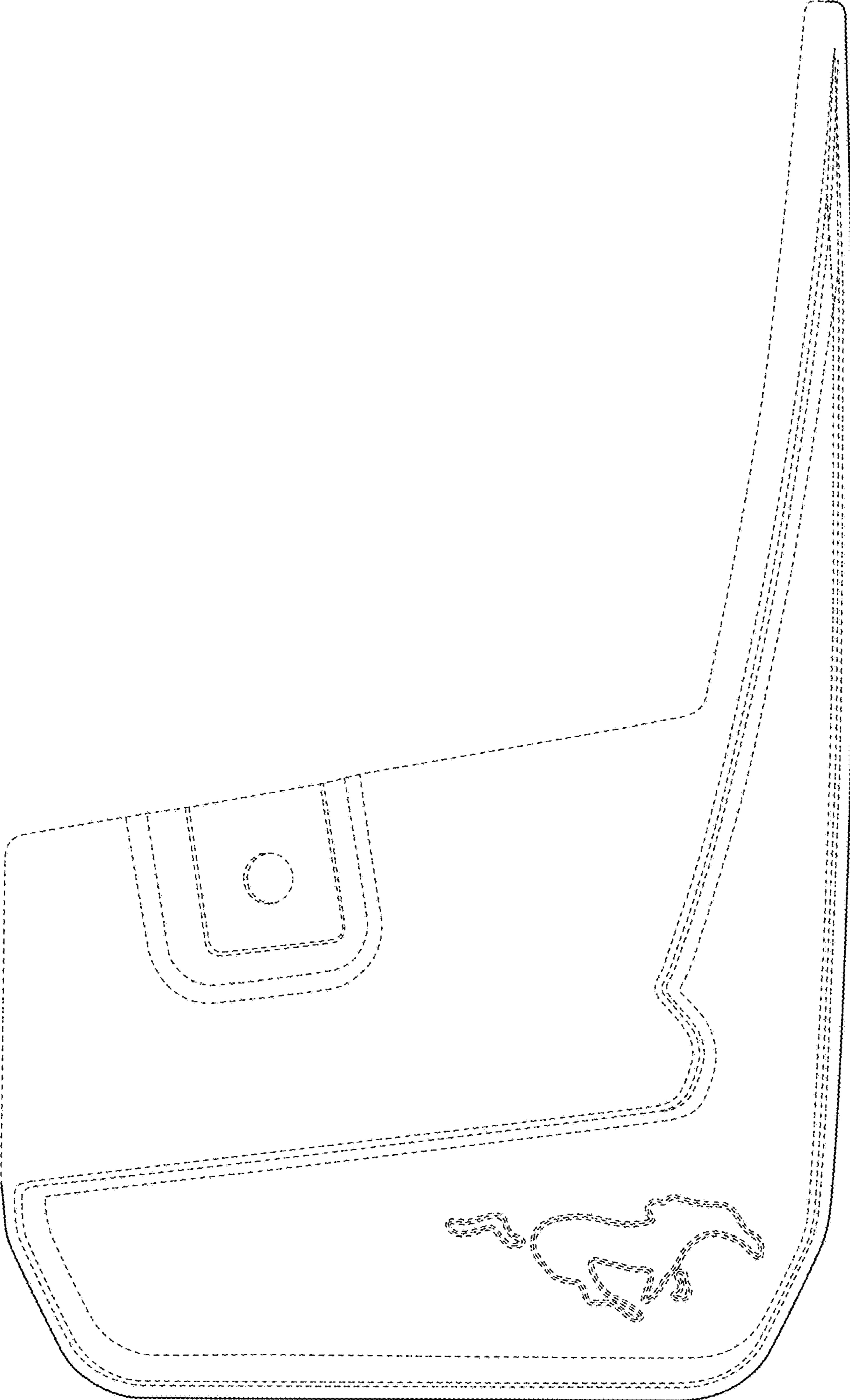


FIG. 4

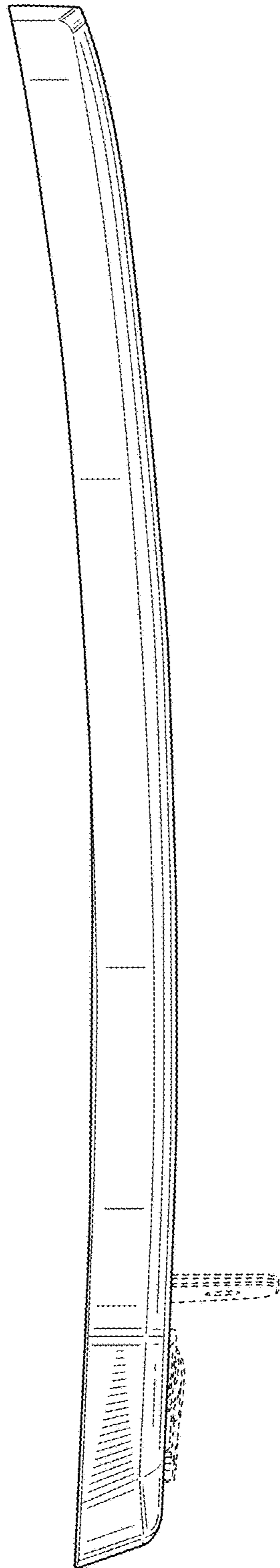


FIG. 5

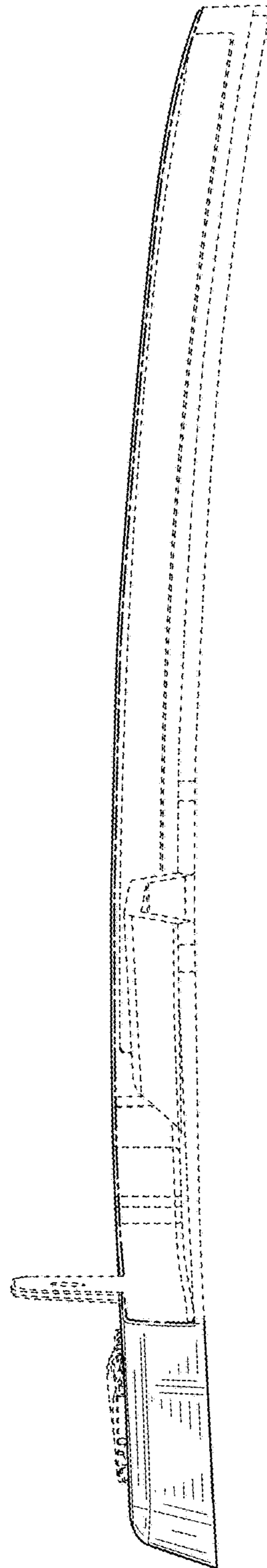


FIG. 6

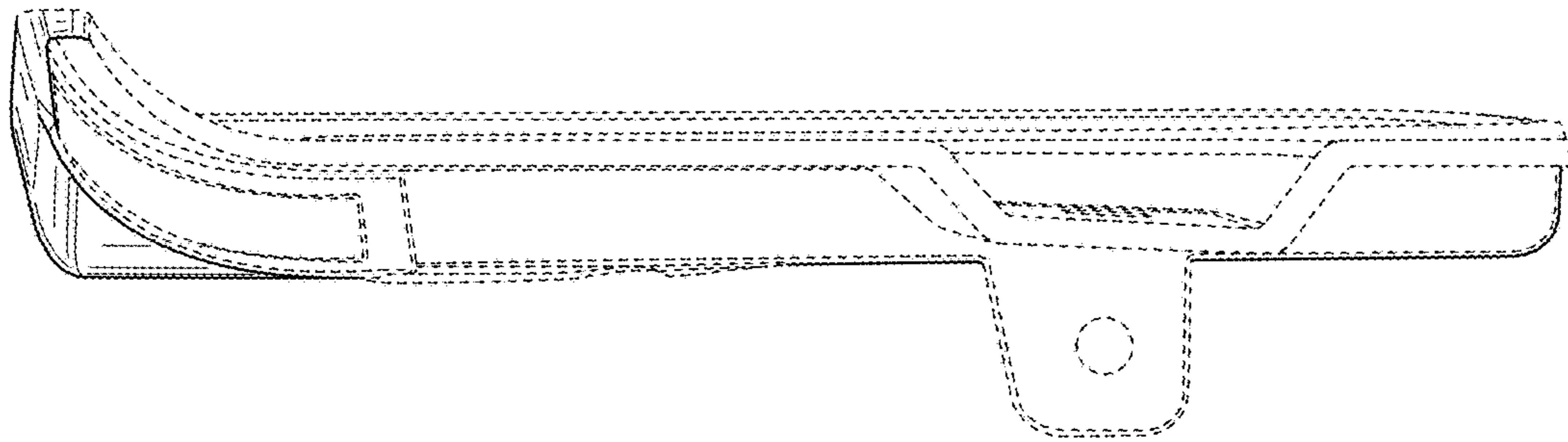


FIG. 7

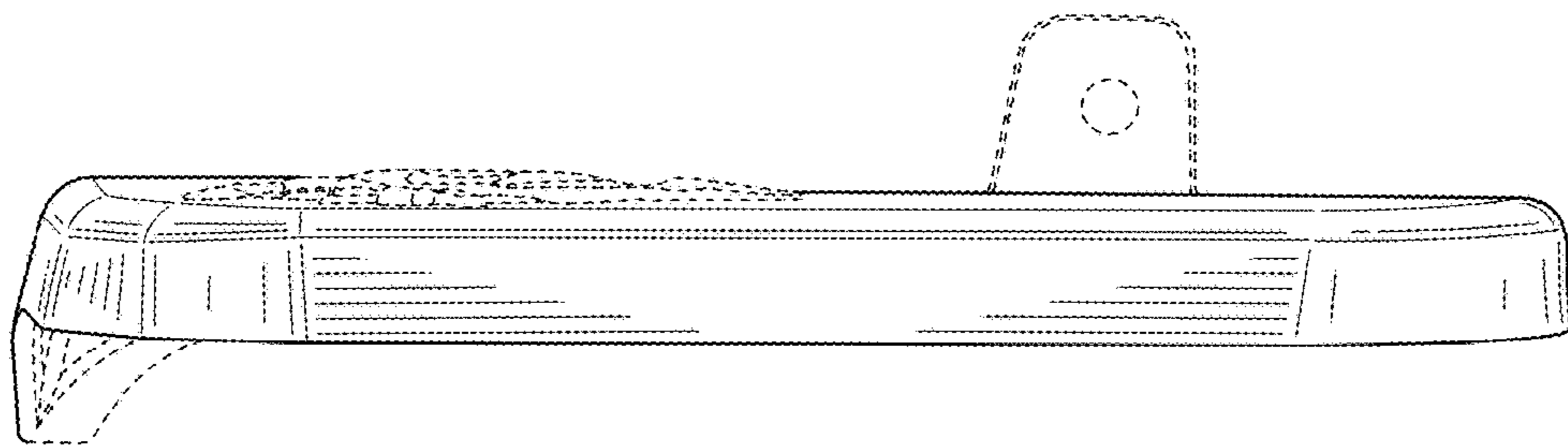


FIG. 8