



US00D826116S

(12) **United States Design Patent** (10) **Patent No.:** **US D826,116 S**
DiCanzio (45) **Date of Patent:** **** Aug. 21, 2018**

(54) **PAIR OF AUTOMOBILE FRONT BUMPER SPOILER WINGLETS**

Primary Examiner — Darlington Ly
(74) *Attorney, Agent, or Firm* — Schott, P.C.

(71) Applicant: **Turn 5, Inc.**, Malvern, PA (US)

(72) Inventor: **Michael DiCanzio**, West Chester, PA (US)

(57) **CLAIM**

The ornamental design for a pair of automobile front bumper spoiler winglets, as shown and described.

(73) Assignee: **Turn 5, Inc.**, Paoli, PA (US)

(**) Term: **15 Years**

DESCRIPTION

(21) Appl. No.: **29/601,965**

(22) Filed: **Apr. 27, 2017**

(51) **LOC (11) Cl.** **12-16**

(52) **U.S. Cl.**
USPC **D12/172; D12/181**

(58) **Field of Classification Search**
USPC D12/86–92, 163–172
CPC B60R 19/18; B60R 19/24; B60R 19/44;
B60R 19/48; B60R 19/56; B60R
2019/527; B60R 2019/1886; B62D
25/0845

See application file for complete search history.

FIG. 1 is a top, front, and right side perspective view of the right side bumper spoiler winglet showing my new design; FIG. 2 is a top, front, and left side perspective view of the left side bumper spoiler winglet; FIG. 3 is a front elevation view of the right side bumper spoiler winglet, to which the left side bumper spoiler winglet is a mirror image thereof; FIG. 4 is a rear elevation view of the right side bumper spoiler winglet, to which the left side bumper spoiler winglet is a mirror image thereof; FIG. 5 is a left side elevation view of the right side bumper spoiler winglet, to which the left side bumper spoiler winglet is a mirror image thereof; FIG. 6 is a right side elevation view of the right side bumper spoiler winglet, to which the left side bumper spoiler winglet is a mirror image thereof; FIG. 7 is a top plan view of the right side bumper spoiler winglet, to which the left side bumper spoiler winglet is a mirror image thereof; FIG. 8 is a bottom plan view of the right side bumper spoiler winglet, to which the left side bumper spoiler winglet is a mirror image thereof; and, FIG. 9 is a top, front, and right side perspective view of the pair of automobile front bumper spoiler winglets installed on an exemplary automobile. The broken line showing of an automobile is provided for the purpose of illustrating environmental structure and forms no part of the claimed design.

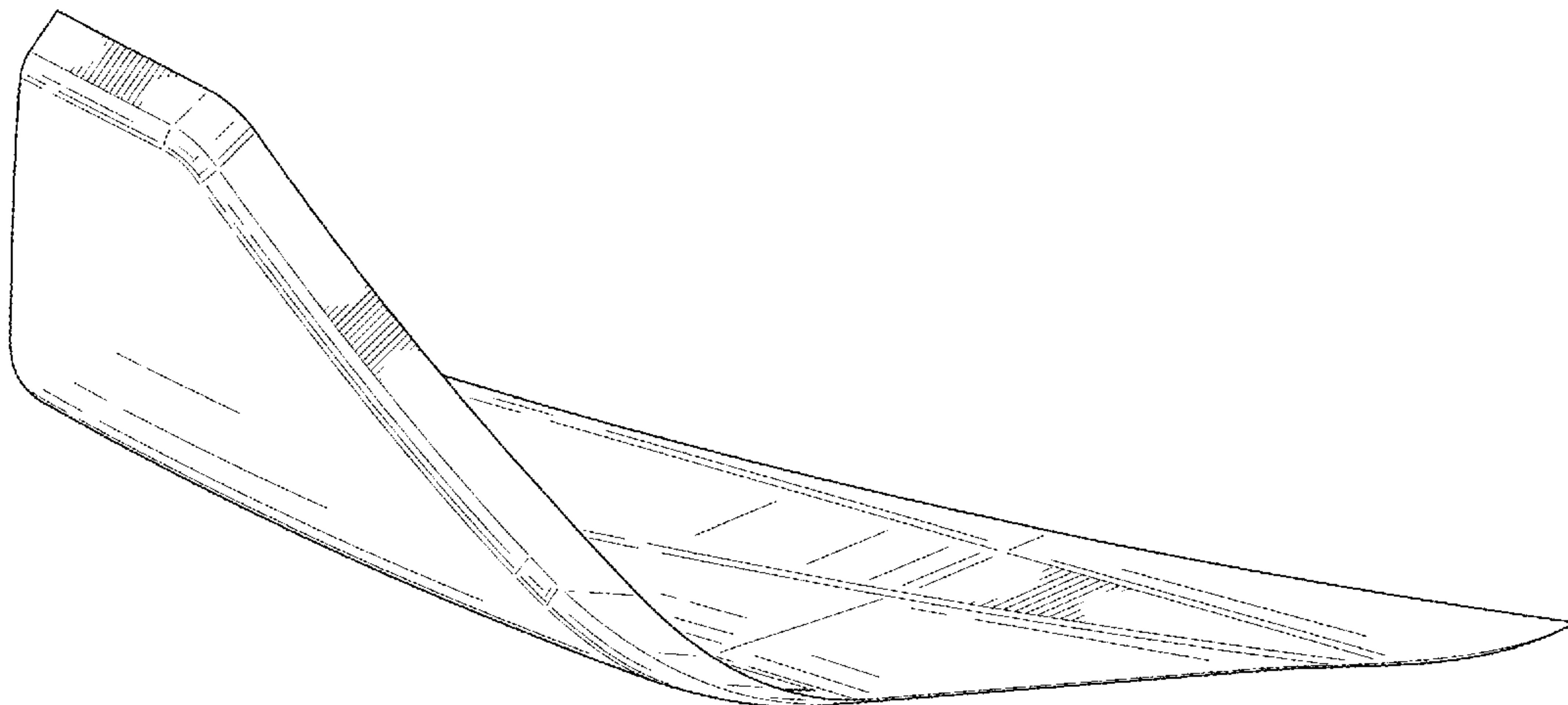
(56) **References Cited**

U.S. PATENT DOCUMENTS

D543,914 S *	6/2007	Lai	D12/181
D556,651 S *	12/2007	Lai	D12/169
D556,655 S *	12/2007	Dixon	D12/181
D557,644 S *	12/2007	Lamarre	D12/181
D559,160 S *	1/2008	Viandante	D12/181
D584,668 S *	1/2009	Raghavendran	D12/184
8,210,600 B1 *	7/2012	Verhee	B62D 35/005 296/180.1
D751,007 S *	3/2016	Curic	D12/169
D753,036 S *	4/2016	Curic	D12/169
D762,147 S *	7/2016	Messale	D12/169
9,643,665 B2 *	5/2017	Hombres	B62D 37/02
D808,312 S *	1/2018	Piscitelli	D12/181
D811,300 S *	2/2018	Yamashita	D12/181

(Continued)

1 Claim, 9 Drawing Sheets



(56)

References Cited

U.S. PATENT DOCUMENTS

2015/0210324 A1* 7/2015 Kojima B62D 35/005
296/180.1

* cited by examiner

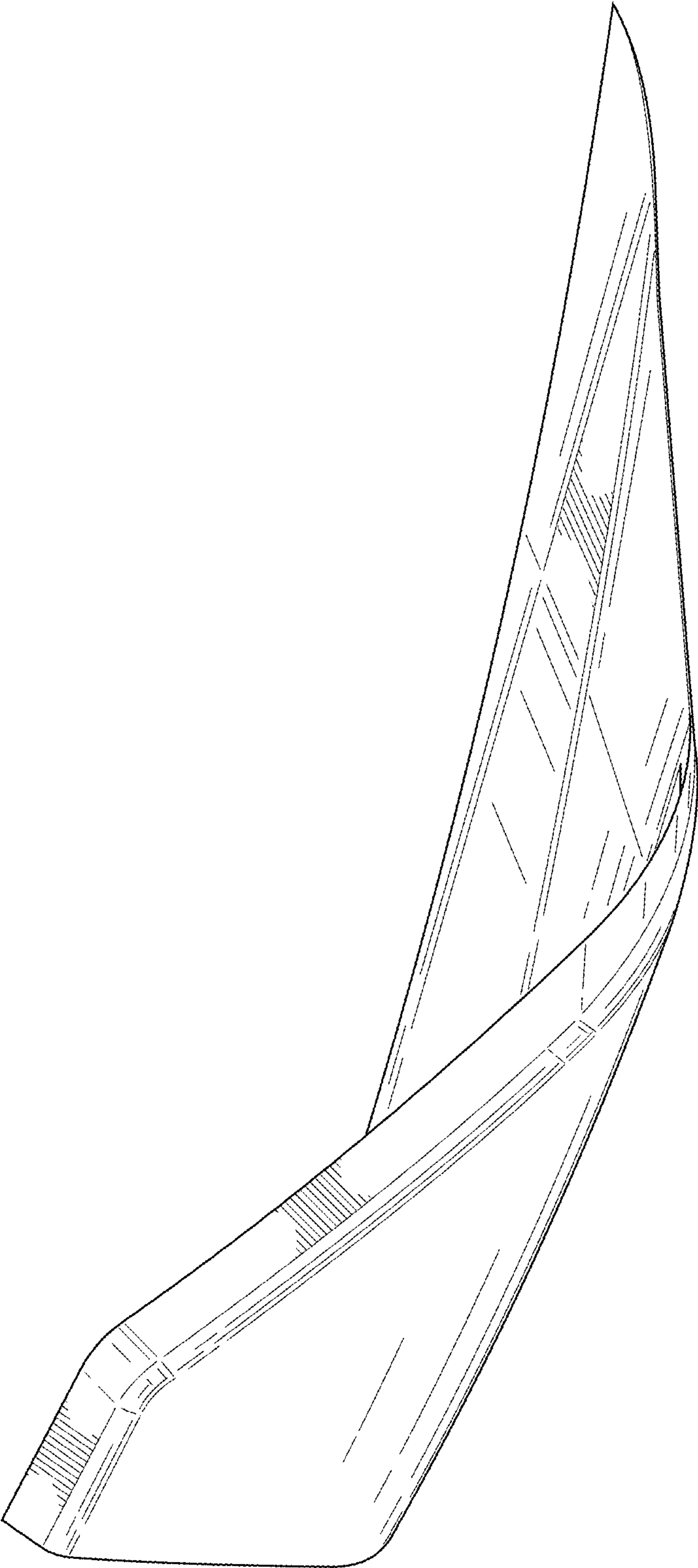


FIG. 1



FIG. 2




FIG. 3




FIG. 4

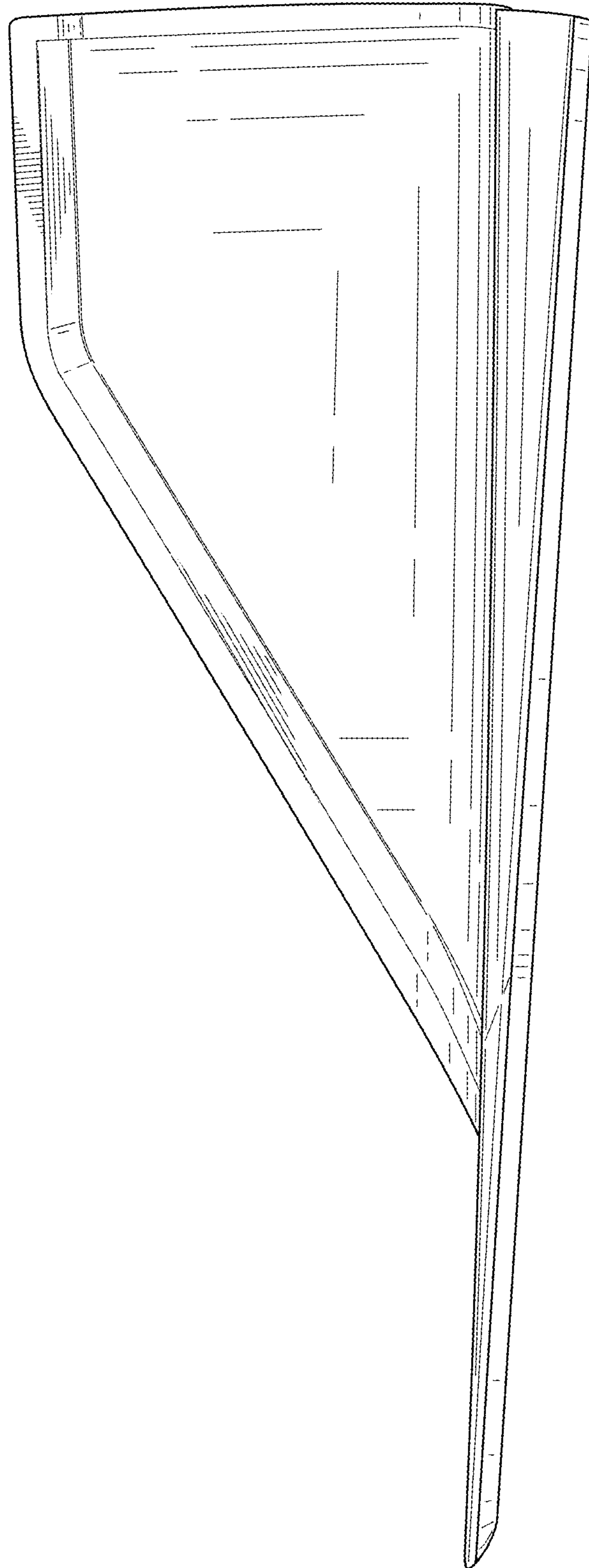


FIG. 5

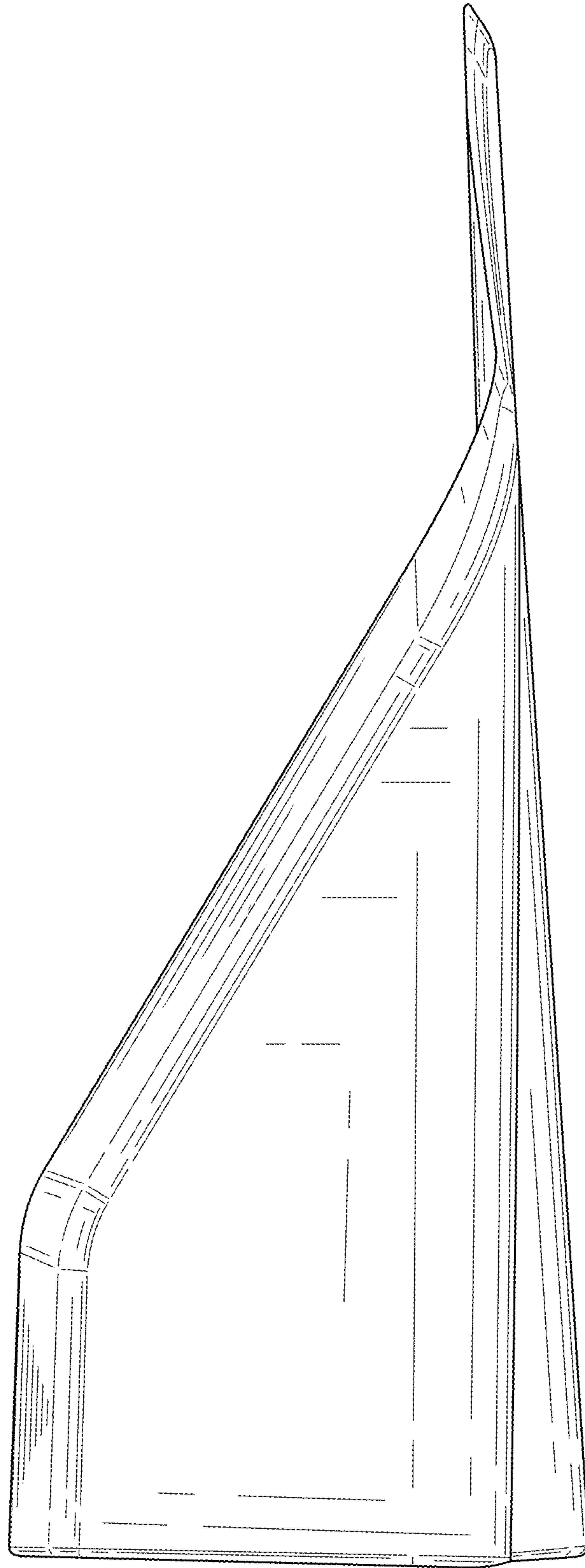


FIG. 6



FIG. 7



FIG. 8

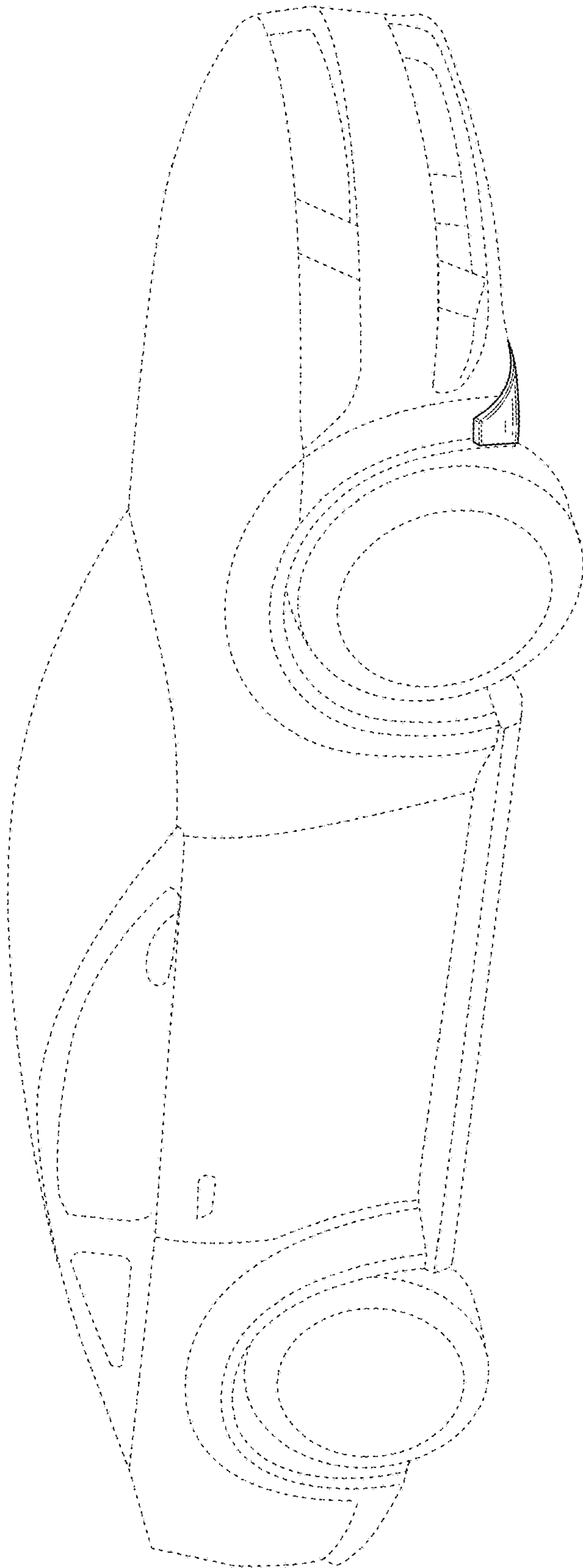


FIG. 9